




# LIONEL

## 2013 FALL CATALOG







## TABLE OF CONTENTS

Introduction.....	3
-------------------	---



Weathered Pennsylvania LEGACY Scale Sharknose - Page 4

Weathered Locomotives.....	4-5
LCS Layout Control System.....	6-7
Pilot Locomotives.....	8-9



Alaska Legacy GP35 #2501 - Page 10

Standard O Scale Diesels and Motorized Units.....	10-19
Standard O Scale Steam Locomotives.....	20-21
Standard O Scale Freight Cars.....	22-25

Traditional O Gauge Sets.....	26-29
Traditional O Gauge Locomotives.....	30-31
Thomas & Friends.....	32-33
Traditional O Gauge Seasonal Cars.....	34-35



Where The Wild Things Are Boxcar - Page 37

Traditional O Gauge Freight Cars.....	36-41
Traditional O Gauge Accessories.....	42-45



Pennsylvania LEGACY Scale 2-8-8-2 Steam Locomotive #374 - Page 46

Scale American Flyer S Gauge Locomotives.....	46-53
American Flyer S Gauge Rolling Stock.....	54-57
G Gauge.....	58
Little Lines.....	59

The following Lionel marks are used throughout this catalog and are protected under law. All rights reserved.

Lionel®, LEGACY™, TrainMaster®, Odyssey®, RailSounds®, CrewTalk™, TowerCom™, DynaChuff™, StationSounds™, Pullmor®, ElectroCoupler™, Magne-Traction®, CAB-1® Remote Controller, American Flyer®, Lionel ZW®, ZW®, MagniVision®, TMCC®, Lionelville™, Wireless Tether™, Powerhouse™, LionMaster®, Conventional Classics™, Postwar Celebration Series™, TruRail™, PH-1 Powerhouse®, Powermaster®, Powerstation-Powerhouse®, Accessory Motor Controller™, AMC™, Accessory Switch Controller™, ASC™, Action Recorder Controller™, ARC™, Track Power Controller 300™, TPC 300™, Track Power Controller 400™, TPC 400™, Block Power Controller™, BPC™, Operating Track Controller™, OTC™, FatBoy™, Lionel Lines®, Joshua Lionel Cowen Series™, Lionel Kiddie City®, Lionel Playworld®, Lockon®, TrainSounds™, MultiHorn™, MultiWhistle™, Choo-Choo™

TMs belonging to Union Pacific are All Rights Reserved. TMs belonging to Canadian Pacific are All Rights Reserved. TMs belonging to CSX are All Rights Reserved. TMs belonging to AMTRAK are All Rights Reserved. TMs belonging to NJ Transit are All Rights Reserved. All marks belonging to CN or BNSF are of their respective owners. Pittman® is a registered trademark of Pittman, a PennEngineering company.

Any reproduction, transmission, or dissemination of the material here in is strictly prohibited. Trademarks owned by Lionel L.L.C. are indicated throughout this document. Items depicted in this catalog are subject to change in price, color, size, design, and availability. Verify features on product package. Retail prices are suggested. See your Authorized Lionel Dealer for more information.





# INTRODUCTION

## LIONEL GOES DIGITAL IN 2013!

The team at Lionel is very excited as we enter the digital age in an entirely new way. High end enthusiasts, hobbyists, first time conductors and gamers will all have two new options that deliver the excitement of operating trains in a whole new way.



Launched in July of 2013 Lionel's new iPad® App is sure to peak the interests of current and future Legacy operators. Control your locomotives, accessories and switches all from your Ipad. Check out pages 6 & 7 along with [www.Lionel.com/LCS/](http://www.Lionel.com/LCS/) to learn more.



Control at your finger tips!



Lionel's new Battle Train turns everyone into a virtual conductor. Gamers choose from 3 different engines with 18 unique missions and regions that challenge you to deliver cargo on a customizable train with weapons and armor to fight off enemy cars.

Go to [www.digital.lionel.com/battletrain/](http://www.digital.lionel.com/battletrain/) to learn more.

The team at Lionel is honored to have you as a customer and look forward to growing the hobby through new and exciting products.



Screen shot of the action!

The Lionel Team

Find us on ...







# STANDARD O SCALE / WEATHERED

**New for 2013!** Lionel adds a touch of realism. Faded lettering, mud, dirt, dust, and rust are just a few of daily issues all engines face on the tracks. Our new weathered engines are done by hand in the USA by train enthusiast and expert Harry Heike. He brings over 20 years of experience and personally details and weathers each locomotive.

The Sharknose styled after Pennsylvania's T-1 turbine steam locomotive, Baldwin produced over 150 RF-16 locomotives for just a few years in the early 1950s. These 1600-horsepower cab-units were known for excellent performance, with many serving into the 1960s.

## LEGACY Powered Diesel Locomotives in AA Sets Feature:

- **LEGACY Control System** equipped – able to run in LEGACY Control mode, in TrainMaster Command Control mode, or in Conventional mode with a standard transformer
- **Odyssey II** Speed Control with On/Off switch
- **LEGACY RailSounds** sound system featuring:
  - CrewTalk dialog and TowerCom announcements, each with different scenarios depending on whether the locomotive is in motion or stopped-
  - Six official railroad speeds with CrewTalk dialog
  - Eight diesel RPM levels
  - LEGACY "Real-Time Quilling Horn" control with instant quilling and correctly timed warning signals
  - Single hit or continuous mechanical bell sounds
  - Sequence Control plays the sound effects of an entire trip, including warning sounds and announcements, based on the movement and speed of the locomotive
  - Current speed and fuel dialog, refueling sound effect
- Dual powerful maintenance-free motors with momentum flywheels
- Refined Conventional Transformer Control Mode with lower starting speeds
- Traction tires
- Engineer and conductor figures

## Powered and Non-Powered Diesels in AA Sets Feature:

- Fan-driven smoke unit
- Adjustable smoke output in LEGACY Control or TMCC mode
- Directional lighting including LED headlights
- Front **ElectroCoupler**
- Die-cast metal trucks, pilots, fuel tank & frame
- High level of separately applied metal details
- Illuminated number boards
- Operating marker lights on front
- Illuminated cab interior
- Powered A Unit
- Length: Approx. 26"

**A. 6-81597** - Weathered Baltimore & Ohio LEGACY Scale RF-16 Sharknose A-A Diesels (PwD #855 & Non-PwD #857) **\$829.99**

**B. 6-81600** - Weathered Pennsylvania LEGACY Scale Sharknose AA Diesels (PwD A #2020A, Non-PwD A #2021A) **\$829.99**

The Union Pacific giant 4-12-2 returns to the Lionel roster! The three-cylinder 4-12-2 design used a pair of conventional cylinders that powered the third driving axle while an additional cylinder, mounted in the locomotive frame, drove the second axle. True to the prototype, the Lionel 4-12-2 includes detailed Gresley valve gear in front of the third cylinder and an operational, reciprocating third drive rod in the locomotive frame. Almost 90 locomotives of this type were built by ALCo by 1930. Of these enormous locomotives, the #9000 is preserved in Pomona, California. Lionel offers the 4-12-2 locomotives in its early and standard liveries, and also imagines the locomotive painted in the striking greyhound scheme.

## LEGACY Powered Steam Locomotive Features:

- **LEGACY Control System** equipped – able to run in LEGACY Control mode, in TrainMaster Command Control mode, or in Conventional mode with a standard transformer
- **Odyssey II** Speed Control with On/Off switch
- **Realistic Whistle Steam** smoke effect
- **LEGACY RailSounds** sound system featuring:
  - CrewTalk dialog and TowerCom announcements, each with different scenarios depending on whether the locomotive is in motion or stopped-
  - Six official railroad speeds with CrewTalk dialog
  - DynaChuff synchronized chuffing that shifts through 32 levels of intensity as the locomotive gains speed
  - Single hit or continuous mechanical bell sounds
  - LEGACY Real-Time 'Quilling Whistle' control with instant response for realistic signature 'quilling' and correctly timed warning signals

- Sequence Control plays the sound effects of an entire trip, including warning sounds and announcements, based on the movement and speed of the locomotive
- Current speed and fuel dialog, refueling sound effect
- Powerful maintenance-free motor with momentum flywheel
- Wireless Tether connection between locomotive and tender
- **ElectroCoupler** on rear of tender
- Directional lighting including operating headlight and back-up light on rear of tender
- Illuminated classification lights on the front of locomotive
- Marker lights on tender
- Lighted number boards
- Traction tires, Interior illumination in cab
- Die-cast metal locomotive body, pilot and trucks
- Die-cast metal tender body and trucks
- High level of separately applied metal details
- Separately applied builder's plates
- Flickering firebox
- Variable ashpan glow
- Fan-driven smoke unit
- Adjustable smoke output
- Authentically detailed cab interior
- Cab window "glass"
- Engineer and fireman figures
- Length: 29"

**C. 6-81596** - Weathered Union Pacific LEGACY Scale 4-12-2 Steam Locomotive #9000 **\$1399.99**

**A.**





NEW  
for  
2013

B.



C.



### Meet The Artist: Harry Heike

Harry Heike, a long time train enthusiast from early childhood started with his first Lionel Scout at age 5. In 1985 he began designing and weathering products for friends and made it a full time career in 1998. Harry has made over 75 prototypes for Lionel including the Rockville Bridge, M6 Tower, oil tank farm, and even scale telephone poles. His passion lies around creating detailed models with real life weathered finish.

You can find additional examples of his work by typing Harry Heike into Youtube.







# LAYOUT CONTROL SYSTEM



## GET INTO YOUR LAYOUT LIKE NEVER BEFORE.

Create custom control panels and operate switches, locomotives and more from an iPad®—wirelessly. Choose from a variety of LCS modules that combine your old and new accessories, lighting and track power into a single, unified system. Now, engage visitors to your layout with a simple, touch-based device that lets them instantly join in the fun!

Start with the new LCS WiFi module. It connects your iPad® to your layout. Then, download the free LCS App from the App Store™ and begin! LCS App is compatible with Lionel remote operating switches as well as SC-2 and any other device responds to standard TMCC-commands. LCS App also runs command-controlled accessories and TMCC or LEGACY locomotives. Fire engine couplers, blow signals, trigger dialog, set speed and direction from LCS App or your Lionel remote.

Add the LCS SensorTrack to the mix. Now your LCS App control panels show the location of LEGACY engines as they travel across your layout. And when a friend brings over a LEGACY locomotive, simply run it across the LCS SensorTrack and that engine's name and number are immediately updated on your iPad® screen and each LEGACY CAB-2 remote. Use SensorTrack to trigger preset actions like blowing a grade-crossing signal each time a LEGACY engine passes. You can even record your own special series of commands to be triggered automatically.

Let Lionel's Layout Control System immerse you in your layout. Follow the link [www.lionel.com/lcs](http://www.lionel.com/lcs) to learn more.



Lionel's Rudy Trubitt explains the features of the new Lionel LCS App.


Download app at [iTunes.com](https://itunes.apple.com)







The Engine Roster lets you store and edit the road name, number, and keypad operating options for each of your locomotives. You can even attach your own photo to each engine.





Control locomotive speed two ways—with a slider-based throttle similar to your CAB2, or the unique patented “Yard Mode,” combining speed and direction in a single slider that returns to center/stop when you let go.



Custom Control Panels can model different sections of your layout and throw switches or power up blocks with a tap of the finger.

- A. 6-81294 - LEGACY LCS SensorTrack  
\$94.95
- B. 6-81325 - LCS WiFi Module \$179.99
- C. 6-81499 - LCS Power Supply with DB9  
Cable \$36.99
- D. 6-81500 - LCS Sensor Track 1ft Cable  
\$13.49
- 6-81501 - LCS Sensor Track 3ft Cable  
\$14.99 (Not Shown)
- 6-81502 - LCS Sensor Track 10ft Cable  
\$18.99 (Not Shown)
- 6-81503 - LCS Sensor Track 20ft Cable  
\$18.99- (Not Shown)







# STANDARD O SCALE PILOT LOCOMOTIVES

## Pilot Locomotives

Produced in limited numbers, Lionel "pilot" engines are finalized with no decoration applied. It's a unique way to appreciate the fine form of your favorite engine, examine its many separately-applied realistic details, and to elevate your locomotive to true collector's status. A special clear coating is applied to the metal on these undecorated engines to protect them for years to come. Fully-equipped with the Legacy Control System and all the features you find on the decorated engines, these locomotives are fully operable on your layout.

## Pilot Steam locomotives


### All Pilot Steam Locomotives Feature:

- **Legacy Control System** equipped – able to run in LEGACY Control mode, in TrainMaster Command Control mode, or in Conventional mode with a standard transformer
- **Odyssey II Speed Control** with On/Off switch
- **LEGACY RailSounds** sound system featuring:
  - CrewTalk dialog and TowerCom announcements, each with different scenarios depending on whether the locomotive is in motion or stopped
  - Six official railroad speeds with CrewTalk dialog
  - DynaChuff synchronized chuffing that shifts through 32 levels of intensity as the locomotive gains speed
  - LEGACY "Real-Time Quilling Whistle" control with instant response for realistic signature "quilling" and correctly timed warning signals
  - Single hit or continuous mechanical bell sounds
  - Sequence Control plays the sound effects of an entire trip, including warning sounds and announcements, based on the movement and speed of the locomotive
  - Current speed and fuel dialog, refueling sound effects
- Powerful maintenance-free motor with momentum flywheels
- Wireless Tether connection between locomotive and tender
- **ElectroCoupler** on rear of tender
- Directional lighting including operating headlight and back-up light on rear of tender Illuminated classification lights on the front of locomotive
- Traction tires
- Interior illumination in cab
- Die-cast metal locomotive body, pilot, and trucks
- Die-cast metal tender body and trucks

- High level of separately applied metal details
- Separately applied builder's plates
- Fan-driven smoke unit
- Adjustable smoke output
- Authentically detailed cab interior
- Glowing firebox in cab
- Flickering firebox in cab on 4-12-2, Mohawk, J-Class, GS-6
- Ashpan glow on 4-12-2 and 2-8-8-2
- Cab window "glass"
- Engineer and Fireman figures
- Marker lights on tender of 4-12-2 and Mohawk
- Whistle Steam smoke effect on 4-12-2
- Minimum Curve: O-72 (4-12-2, 2-8-8-2)
- Minimum Curve: O-54 (J-Class, Mohawk)
- Length: 29" (4-12-2)  
30" (2-8-8-2)  
25 1/2" (Mohawk)  
28" (J Class)

- A. 6-11403 USRA 2-8-8-2 Pilot \$1349.99
- B. 6-11341 4-12-2 Pilot \$1299.99
- C. 6-11410 Mohawk Pilot \$1299.99
- D. 6-11413 J-Class Pilot \$1299.99
- E. 6-11418 GS-6 Pilot \$1299.99

**NEW!**




## Pilot Vision Centipede AA

### Both Vision Centipede A-units Feature:

- **VISION DIESEL** sounds - Two speakers in each A unit with unique sounds in each engine mixed for the ultimate in sound fidelity
- **LEGACY RailSounds** sound system featuring:
  - CrewTalk dialog and TowerCom announcements, each with different scenarios depending on whether the locomotive is in motion or stopped
  - Six official railroad speeds with CrewTalk dialog
  - Eight diesel RPM levels
  - LEGACY "Real-Time Quilling Horn" control with instant quilling and correctly timed warning signals
  - Single hit or continuous mechanical bell sounds
- **LEGACY Control System**– you can run each A unit in LEGACY Control mode, in TrainMaster Command Control mode, or in Conventional mode with a standard transformer
- Odyssey II Speed Control with ON/OFF switch
- Front **ElectroCoupler** on both units
- Two powerful maintenance-free motors with momentum flywheel on each unit
- Refined Conventional Transformer Control mode with lower starting speeds
- Traction tires
- Two fan-driven smoke units per locomotive
- Adjustable smoke output
- Directional lighting including LED headlight on front and rear
- Operating marker lights
- Illuminated number boards
- Die-cast metal body, trucks, pilot, and fuel tank
- Metal frame
- High level of separately applied metal details
- Engineer and conductor figures
- Length: 46"
- Minimum Curve: O-72
- F. 6-38752 Vision Centipede AA Pilot \$2,199.99





**NEW!**


B.

**NEW!**




**NEW!**

C.




D.

**NEW!**



E.

**NEW!**



F.





# STANDARD O SCALE DIESELS

## GP35 DIESELS

Produced in the mid-1960's, EMD's GP35 diesel proved a popular choice for railroads looking to upgrade from their first-generation engines. The GP35 produced 2500 horsepower, making it versatile and relatively efficient. One of the newest locomotives in Lionel's arsenal of scale diesels, Lionel offers the popular GP35 in some brand new schemes. Painted for service on your favorite railroad, these scale engines come equipped with the LEGACY Control System and Odyssey II Speed Control. Non-powered versions are available for easy double-heading

### Powered LEGACY GP35 Locomotives Feature:

- **Legacy Control System** equipped – able to run in LEGACY Control mode, in TrainMaster Command Control mode, or in Conventional mode with a standard transformer
- **Odyssey II Speed Control** with On/Off switch
- **LEGACY RailSounds** sound system featuring:
  - CrewTalk dialog and TowerCom announcements, each with different scenarios depending on whether the locomotive is in motion or stopped
  - Six official railroad speeds with CrewTalk dialog
  - Eight diesel RPM levels
  - LEGACY "Real-Time Quilling Horn" control with instant quilling and correctly timed warning signals
  - Single hit or continuous mechanical bell sounds
  - Sequence Control plays the sound effects of an entire trip, including warning sounds and announcements, based on the movement and speed of the locomotive
  - Current speed and fuel dialog, refueling sound effects
- Front and rear **ElectroCouplers**
- Dual powerful maintenance-free motors with momentum flywheels
- Refined Conventional Transformer Control mode with lower starting speeds
- Traction tires
- Fan-driven smoke unit
- Adjustable smoke output
- Directional lighting including LED headlights
- Operating marker lights on front and rear
- Illuminated number boards
- Lighted cab interior
- Die-cast metal trucks, pilots, and fuel tank
- Metal frame
- High level of separately applied metal details
- Detailed cab interior

**ALL ITEMS ON PAGE 10-11 ARE NEW!**

- Cab window "glass"
- Engineer and conductor figures
- Length: 14"
- Minimum Curve: O-31

- A. 6-38975 AT&SF Legacy GP35 #3312 \$499.99  
6-38976 AT&SF Legacy GP35 #3318 (not shown) \$499.99
- B. 6-38978 Alaska Legacy GP35 #2501 \$499.99  
6-38979 Alaska Legacy GP35 #2503 (not shown) \$499.99
- C. 6-38981 Baltimore & Ohio Legacy GP35 #2506 \$499.99  
6-38982 Baltimore & Ohio Legacy GP35 #2511 (not shown) \$499.99
- D. 6-38984 C&O Legacy GP35 #3515 \$499.99  
6-38985 C&O Legacy GP35 #3521 (not shown) \$499.99
- E. 6-38987 Missouri Pacific Legacy GP35 #603 \$499.99  
6-38988 Missouri Pacific Legacy GP35 #607 (not shown) \$499.99

### Non-Powered GP35 Locomotives Feature:

- Die-cast metal trucks, pilots, and fuel tank
- Front and rear magnetic couplers
- Select separately applied metal details
- Detailed cab interior
- Cab window "glass"
- Length: 14"
- Minimum Curve: O-31

- 6-38977 AT&SF Non-Powered GP35 #3329 (not shown) \$259.99
- 6-38980 Alaska Non-Powered GP35 #2502 (not shown) \$259.99
- 6-38983 Baltimore & Ohio Non-Powered GP35 #2517 (not shown) \$259.99
- 6-38986 C&O Non-Powered GP35 #3526 (not shown) \$259.99
- 6-38989 Missouri Pacific Non-Powered GP35 #611 (not shown) \$259.99

**NEW!**





**NEW!**



**B.**

**NEW!**



**C.**

**NEW!**



**D.**

**NEW!**



**E.**





# STANDARD O SCALE DIESELS

## GP35 DIESELS

### Powered LEGACY GP35 Locomotives Feature:

- Legacy Control System equipped – able to run in LEGACY Control mode, in TrainMaster Command Control mode, or in Conventional mode with a standard transformer
- Odyssey II Speed Control with On/Off switch
- LEGACY RailSounds sound system featuring:
  - CrewTalk dialog and TowerCom announcements, each with different scenarios depending on whether the locomotive is in motion or stopped
  - Six official railroad speeds with CrewTalk dialog
  - Eight diesel RPM levels
  - LEGACY "Real-Time Quilling Horn" control with instant quilling and correctly timed warning signals
  - Single hit or continuous mechanical bell sounds
  - Sequence Control plays the sound effects of an entire trip, including warning sounds and announcements, based on the movement and speed of the locomotive
  - Current speed and fuel dialog, refueling sound effects
- Front and rear ElectroCouplers
- Dual powerful maintenance-free motors with momentum flywheels
- Refined Conventional Transformer Control mode with lower starting speeds
- Traction tires
- Fan-driven smoke unit
- djustable smoke output
- Directional lighting including LED headlights
- Operating marker lights on front and rear
- Illuminated number boards
- Lighted cab interior
- Die-cast metal trucks, pilots, and fuel tank
- Metal frame
- High level of separately applied metal details
- Detailed cab interior
- Cab window "glass"
- Engineer and conductor figures
- Length: 14"
- Minimum Curve: O-31

ALL ITEMS ON PAGE 12-13 ARE NEW!

- A. 6-38990 GM&O Legacy GP35 #603 \$499.99  
6-38991 GM&O Legacy GP35 #607 (not shown) \$499.99
- B. 6-38993 WM Legacy GP35 #3576 \$499.99  
6-38994 WM Legacy GP35 #3578 (not shown) \$499.99
- C. 6-38996 CSX Legacy GP35 #4355 \$499.99  
6-38997 CSX Legacy GP35 #4363 (not shown) \$499.99
- D. 6-38999 Norfolk Southern Legacy GP35 #2916 \$499.99  
6-39554 Norfolk Southern Legacy GP35 #3918 (not shown) \$499.99
- E. 6-39556 CP Legacy GP35 #5004 \$499.99  
6-39557 CP Legacy GP35 #5007 (not shown) \$499.99

### Non-Powered GP35 Locomotives Feature:

- Die-cast metal trucks, pilots, and fuel tank
  - Front and rear magnetic couplers
  - Select separately applied metal details
  - Detailed cab interior
  - Cab window "glass"
  - Length: 14"
  - Minimum Curve: O-31
- F. 6-38992 GM&O Non-Powered GP35 #611 (not shown) \$259.99
- G. 6-38995 WM Non-Powered GP35 #3580 (not shown) \$259.99
- H. 6-38998 CSX Non-Powered GP35 #4390 (not shown) \$259.99
- I. 6-39555 Norfolk Southern Non-Powered GP35 #2915 (not shown) \$259.99
- J. 6-39558 CP Non-Powered GP35 #5009 (not shown) \$259.99

NEW!





**NEW!**



**B.**

**NEW!**



**C.**

**NEW!**



**D.**

**NEW!**



**E.**





# STANDARD O SCALE DIESELS

## GP35 DIESELS

### Powered LEGACY GP35 Locomotives Feature:

- Legacy Control System equipped – able to run in LEGACY Control mode, in TrainMaster Command Control mode, or in Conventional mode with a standard transformer
- Odyssey II Speed Control with On/Off switch
- LEGACY RailSounds sound system featuring:
  - CrewTalk dialog and TowerCom announcements, each with different scenarios depending on whether the locomotive is in motion or stopped
  - Six official railroad speeds with CrewTalk dialog
  - Eight diesel RPM levels
  - LEGACY "Real-Time Quilling Horn" control with instant quilling and correctly timed warning signals
  - Single hit or continuous mechanical bell sounds
  - Sequence Control plays the sound effects of an entire trip, including warning sounds and announcements, based on the movement and speed of the locomotive
  - Current speed and fuel dialog, refueling sound effects
- Front and rear ElectroCouplers

- Dual powerful maintenance-free motors with momentum flywheels
- Refined Conventional Transformer Control mode with lower starting speeds
- Traction tires
- Fan-driven smoke unit
- Adjustable smoke output
- Directional lighting including LED headlights
- Operating marker lights on front and rear
- Illuminated number boards
- Lighted cab interior
- Die-cast metal trucks, pilots, and fuel tank
- Metal frame
- High level of separately applied metal details
- Detailed cab interior
- Cab window "glass"
- Engineer and conductor figures
- Length: 14"
- Minimum Curve: O-31

### Non-Powered GP35 Locomotives Feature:

- Die-cast metal trucks, pilots, and fuel tank
- Front and rear magnetic couplers
- Select separately applied metal details
- Detailed cab interior
- Cab window "glass"
- Length: 14"
- Minimum Curve: O-31

- A. 6-38855 Great Northern Legacy GP35 \$499.99
- B. 6-38794 Great Northern Legacy GP35 \$499.99 NEW!
- C. 6-38795 Great Northern Non-Powered Legacy GP35 (not shown) \$259.99
- D. 6-39562 Burlington Northern Legacy GP35 #2533 \$499.99 NEW!
- E. 6-39563 Burlington Northern Legacy GP35 #2509 (not shown) \$499.99 NEW!
- F. 6-39564 Burlington Northern Non-Pwd Legacy GP35 #2523 (not shown) \$259.99 NEW!

NEW





NEW



B.

NEW



D.





# STANDARD O SCALE DIESELS / MOTORIZED UNITS

## A. New York Central Trackmobile

This high-quality die-cast metal Trackmobile features Command Control and two ElectroCouplers, allowing you to quickly couple, uncouple, move and switch cars around any point on your layout!

### Features:

- **Command Control** equipped – able to run in Command Control Mode or in Conventional Transformer Control Mode
- Maintenance-free motor
- Die-cast metal body
- Front and rear **ElectroCouplers**
- Interior lighting
- Directional headlights and rear lights
- Realistic interior cab details
- Driver figure
- Window inserts
- 1:48 Scale
- Length: 6"
- Minimum Curve: O-27

6-28455 New York Central Trackmobile  
\$299.99

## B. Chesapeake & Ohio Early Era Inspection Vehicle

### Features:

- **Command Control** equipped – able to run in Command Control Mode or in Conventional Transformer Control Mode
  - Powerful maintenance-free motor
  - Forward and reverse operation
  - Scale model operates on O-27 curves
  - Detailed die-cast metal body and frame
  - Operating headlights
  - Length: 5 1/2"
  - Minimum Curve: O-27
- 6-38813 Chesapeake & Ohio Early Era Inspection Vehicle \$149.99

## GP9 Diesels

The popular 1750-horsepower GP9 locomotive ranks as one of the most successful locomotives built by EMD. An ideal replacement for F-units, almost 3500 units were built from the mid 1950s to the mid 1960s. Many GP9s remain in operation today.

### Features:

- **Legacy Control System** equipped – able to run in LEGACY Control mode, in TrainMaster Command Control mode, or in Conventional mode with a standard transformer
  - **Odyssey II Speed Control** with On/Off switch
  - **LEGACY RailSounds** sound system featuring:
    - CrewTalk dialog and TowerCom announcements, each with different scenarios depending on whether the locomotive is in motion or stopped
    - Six official railroad speeds with CrewTalk dialog
    - Eight diesel RPM levels
    - LEGACY "Real-Time Quilling Horn" control with instant response for realistic signature "quilling" and correctly timed warning signals
    - Single hit or continuous mechanical bell sounds
    - Sequence Control plays the sound effects of an entire trip, including warning sounds and announcements, based on the movement and speed of the locomotive
    - Current speed and fuel dialog, refueling sound effects
  - Front and rear **ElectroCouplers**
  - Dual powerful maintenance-free motors with momentum flywheels
  - Refined Conventional Transformer Control Mode with lower starting speeds
  - Traction tires
  - Fan-driven smoke unit
  - Adjustable smoke output
  - Directional lighting including LED headlights
  - Operating front and rear marker lights
  - Illuminated number boards
  - Die-cast metal trucks, pilots, and fuel tank
  - Metal frame
  - High level of separately applied metal details
  - Engineer and conductor figures
  - Length: 14 1/4"
  - Minimum Curve: O-31
- C. 6-34670 Chesapeake & Ohio #6240  
\$479.99  
D. 6-34738 Northern Pacific #317  
\$479.99

## E. Maintenance of Way Gang Car

### Features:

- Bumper controlled forward and reverse operation
  - Pivoting workman figure
  - Two stationary workman figures
  - Powerful Pullmor motor
  - Die-cast metal frame
  - Length: 5 3/4"
  - Minimum Curve: O-27
- 6-38241 Maintenance of Way Gang Car  
\$119.99

**LIMITED QTY!**



A.



**LIMITED QTY!**



B.

**LIMITED QTY!**



E.

**LIMITED QTY!**







## STANDARD O SCALE / DIESEL

### A. Pennsylvania VISION Centipede AA Set

#### Both Vision Centipede A-units Feature:

- VISION DIESEL sounds - Two speakers in each A unit with unique sounds in each engine mixed for the ultimate in sound fidelity
- LEGACY RailSounds sound system featuring:
  - CrewTalk dialog and TowerCom announcements, each with different scenarios depending on whether the locomotive is in motion or stopped
  - Six official railroad speeds with CrewTalk dialog
  - Eight diesel RPM levels
  - LEGACY "Real-Time Quilling Horn" control with instant quilling and correctly timed warning signals
  - Single hit or continuous mechanical bell sounds
- LEGACY Control System- you can run each A unit in LEGACY Control mode, in TrainMaster Command Control mode, or in Conventional mode with a standard transformer
- Odyssey II Speed Control with ON/OFF switch
- Front ElectroCoupler on both units
- Two powerful maintenance-free motors with momentum flywheel on each unit
- Refined Conventional Transformer Control mode with lower starting speeds
- Traction tires
- Two fan-driven smoke units per locomotive
- Adjustable smoke output
- Directional lighting including LED headlight on front and rear
- Operating marker lights
- Illuminated number boards
- Die-cast metal body, trucks, pilot, and fuel tank
- Metal frame
- High level of separately applied metal details
- Engineer and conductor figures
- Length: 46"
- Minimum Curve: O-72

6-34683 Centipede AA VISION Single Stripe  
\$2199.99

### B. EMD Demonstrator SD70ACe Diesel

- LEGACY Control System equipped - able to run in LEGACY Control mode, in TrainMaster Command Control mode, or in Conventional mode with a standard transformer
- Odyssey II Speed Control with On/Off switch
- LEGACY RailSounds sound system featuring:
  - CrewTalk dialog and TowerCom announcements, each with different scenarios depending on whether the locomotive is in motion or stopped
  - Six official railroad speeds with CrewTalk dialog
  - Eight diesel RPM levels
  - LEGACY "Real-Time Quilling Horn" control with instant response for realistic signature "quilling" and correctly timed warning signals
  - Single hit or continuous mechanical bell sounds
  - Sequence Control plays the sound effects of an entire trip, including warning sounds and announcements, based on the movement and speed of the locomotive
  - Current speed and fuel dialog, refueling sound effects
- Front and rear ElectroCouplers
- Dual powerful maintenance-free motors with momentum flywheels
- Refined Conventional Transformer Control Mode with lower starting speeds

- Traction tires
  - Fan-driven smoke unit
  - Adjustable smoke output
  - Directional lighting including LED headlights
  - Operating marker lights on front and rear
  - Illuminated number boards
  - Oscillating ditch lights
  - Ground lights
  - Die-cast metal trucks, pilots, and fuel tank
  - Metal frame
  - High level of separately applied metal details
  - Engineer and conductor figures
  - Length: 17 1/2"
  - Minimum Curve: O-31
- 6-38750 EMD Demonstrator #2012  
\$529.99

### C. NON-POWERED PENNSYLVANIA SD80MAC

#### Features:

- Metal frame
  - Die-cast metal trucks, pilot, and couplers
  - Front and rear magnetic couplers
  - Select separately applied details
  - Length: 19 1/2"
  - Minimum Curve: O-31
- 6-38730 Pennsylvania Non-Powered #9947  
\$259.99

LIMITED QTY!





LIMITED QTY!



B.



C.

LIMITED QTY!





## STANDARD O SCALE / STEAM

### A. Norfolk & Western LEGACY 4-8-4 J-Class

The Lionel N&W J Class locomotive not only pays tribute to the N&W J's status as a railroading legend, but lives up to its roots as a historic Lionel icon. After all, we introduced the N&W J to the model railroading world back in our 1957 catalog. The Lionel Norfolk & Western J class locomotive is the most spectacular version of this classic yet produced in O Gauge, accurately portraying #611 residing still today in Roanoke, VA. The tender is as accurate as the locomotive with detailed Commonwealth trucks and a graceful arched deck. Our model includes separately applied builder's plates, locomotive classification plates on the steam chests and a tender classification plate on the rear of the tender. The shop serial number is taken from a Roanoke Shops roster and the tender number is as accurate as the N&W tender assignment sheet where it was found.

### B. Southern Pacific GS-2 Steam Locomotive

Streamlined, state of the art 4-8-4 locomotives dubbed the GS-2 class became the very first preferred power for Southern Pacific's prestigious passenger runs. A near copy of the GS-2 was produced again in 1943 for both the Southern Pacific and Western Pacific. Due to war-time material shortages, these 4-8-4s were produced in a non-streamlined style. With an open cab and 220-R tender, the Lionel GS-2 remains true to its prototype. This top-tier locomotive come fully equipped with the latest Lionel features including the famous Legacy Control System and RailSounds.

#### Both Steam Locomotives Feature:

- **Legacy Control System** equipped – able to run in LEGACY Control mode, in TrainMaster Command Control mode, or in Conventional mode with a standard transformer
- **Odyssey II Speed Control** with On/Off switch
- **LEGACY RailSounds** sound system featuring:
  - CrewTalk dialog and TowerCom announcements, each with different scenarios depending on whether the locomotive is in motion or stopped
  - Six official railroad speeds with CrewTalk dialog

- DynaChuff synchronized chuffing that shifts through 32 levels of intensity as the locomotive gains speed
  - LEGACY "Real-Time Quilling Whistle" control with instant response for realistic signature "quilling" and correctly timed warning signals
  - Single hit or continuous mechanical bell sounds
  - Sequence Control plays the sound effects of an entire trip, including warning sounds and announcements, based on the movement and speed of the locomotive
  - Current speed and fuel dialog, refueling sound effects
  - Powerful maintenance-free motor with momentum flywheels
  - Wireless Tether connection between locomotive and tender
  - **ElectroCoupler** on rear of tender
  - Directional lighting including operating headlight and back-up light on rear of tender Illuminated classification lights on the front of locomotive
  - Traction tires
  - Interior illumination in cab
  - Die-cast metal locomotive body, pilot, and trucks
  - Die-cast metal tender body and trucks
  - High level of separately applied metal details
  - Separately applied builder's plates
  - Fan-driven smoke unit
  - Adjustable smoke output
  - Authentically detailed cab interior
  - Glowing firebox in cab
  - Flickering firebox in cab
  - Cab window "glass"
  - Engineer and Fireman figures
  - **Minimum Curve: O-54**
  - **Length: 28"**
- 6-11414 N&W J-Class #611 **\$1299.99**  
6-11419 Southern Pacific GS-2 #4412 (black) **\$1299.99**

**LIMITED QTY!**

A.



B.







**LIMITED QTY!**





# STANDARD O SCALE FREIGHT CARS

## A. Western Pacific U.P. Heritage 60' Boxcar

### Features:

- Hidden uncoupling tab and rotating bearing caps on trucks
  - Separately applied metal underframe details
  - Opening doors
  - Length: 16 1/2"
  - Minimum Curve: O-31
- 6-27254 Western Pacific U.P. Heritage 60' Boxcar \$84.99**

## B,C,D. PS-1 Boxcars

### Features:

- Die-cast metal sprung trucks and operating couplers
  - Hidden uncoupling tabs
  - Separately-applied metal underframe details
  - Opening doors
  - Postwar Scale boxcars mimic decoration from original postwar 6464 traditional boxcars
  - Length: 11 1/2"
  - Minimum Curve: O-31
- B. 6-27072 C&NW \$69.99**  
**C. 6-17748 Grave's Mortuary \$69.99**  
**D. 6-27286 Postwar Scale Boxcar 2-Pack \$139.99**

## E. MKT PS-5 Gondola w/Covers

### Features:

- Die-cast metal sprung trucks with operating couplers
  - Hidden uncoupling tabs
  - Opening drop ends
  - Removable 3-section cover with metal catwalk and handles
  - Opening access hatch on one cover
  - Folding drop ends
  - Separately applied metal underframe details
  - Length: 14 1/2"
  - Minimum Curve: O-31
- 6-27088 MKT PS-5 Gondola \$64.99**

**LIMITED QTY!**



**A.**

LIMITED QTY!



B.

LIMITED QTY!



C.

LIMITED QTY!



D.

LIMITED QTY!



E.





# STANDARD O SCALE FREIGHT CARS

## A. Louisville & Nashville Offset Hopper

### Features:

- Die-cast metal sprung trucks and operating couplers
- Hidden uncoupling tabs
- Die-cast metal frame and body
- Removable single-piece coal load
- Opening bottom hatches.
- Length: 9 1/2"
- Minimum Curve: O-31

6-27077 Louisville & Nashville Offset Hopper \$69.99

## B. Polar Railroad Reindeer Stock Car

### Features:

- Die-cast metal sprung trucks and operating couplers
- Hidden uncoupling tabs
- Separately applied metal underframe details
- Die-cast metal frame
- Load of four (4) reindeer
- Opening doors
- Length: 11 1/2"
- Minimum Curve: O-31

6-27873 Polar Railroad Reindeer Stock Car \$69.99

## C. Polar Railroad Hot Cocoa Car

### Features:

- Die-cast metal sprung trucks and operating couplers
- Hidden uncoupling tabs
- Die-cast metal sprung buffers
- Separately applied metal underframe details
- Removable roof
- Plated interior cocoa tanks and piping
- Opening doors
- Length: 11 1/2"
- Minimum Curve: O-31

6-27872 Polar Railroad Hot Cocoa Car \$69.99

## Northeastern Cabooses

### Features:

- Die-cast metal trucks and operating couplers
- Hidden uncoupling tabs
- Separately applied metal underframe details
- Smoke unit with On/Off control
- Train crew figure
- Interior illumination
- Detailed and painted interior
- Opening doors
- Length: 8 1/2"
- Minimum Curve: O-31

D. 6-27642 Virginian \$89.99

E. 6-27669 Penn Central \$89.99



LIMITED QTY!



B.

LIMITED QTY!



C.

LIMITED QTY!



D.

LIMITED QTY!



E.





## TRADITIONAL O-GAUGE / SETS

### A. Southern Belle Ready-to-Run Freight Set w/ RailSounds

Dressed in the black, red, and yellow of the Kansas City Southern, this deluxe freight outfit features a dual-motored GP-38 pulling a colorful consist of rolling stock. A generous FasTrack oval and a powerful CW-80 transformer are also included in the set.

#### Set Includes:

- GP-38 Diesel
- High-cube boxcar
- Single dome tank car
- 2-bay ACF hopper
- Caboose
- Eight curved O-36 FasTrack sections, three straight FasTrack sections, one FasTrack terminal section
- CW-80 Transformer

#### Locomotive Features:

- Transformer controlled forward, neutral, and reverse operation
- RailSounds RTR sound system with diesel revving, horn, bell, and user-activated crew dialog scenarios
- Operating headlight
- Dual operating couplers
- Dual powerful maintenance-free motors
- Metal frame

#### Rolling Stock Features:

- Operating couplers
- Die-cast metal sprung trucks (except caboose)
- Die-cast metal trucks on caboose
- Opening doors on boxcar
- Metal handrails, platform, and ladders on tankcar
- Interior lighting in caboose
- Each car in set is individually boxed

#### Set Includes:

- Set Length: Approx. 50"
  - Layout Dimension: 40" x 60"
  - Minimum Curve: O-27
- 6-30186 KCS Southern Belle Freight Set**  
**\$349.99**

### B. Pennsylvania GG1 Ready-to-Run Freight Set

A GG-1 electric locomotive leads the way with its distinctive styling, and a traditional Pennsylvania caboose with round porthole windows trails behind. Two piggyback trailers with curved noses ride a flatcar, and a single-dome tank car rounds out the consist. The set also includes a classic Lionel generator car, decorated for service at Altoona, with a work light that can be placed trackside.

#### Set Includes:

- GG1 electric locomotive
- Generator car,
- Single-dome tank car
- Flatcar with two piggyback trailers
- Porthole caboose
- Three straight FasTrack sections, eight curved FasTrack track sections, a FasTrack terminal section
- CW-80 Transformer

#### Locomotive Features:

- Transformer controlled forward, neutral, and reverse operation
- Conventional RailSounds sound system
- Dual powerful maintenance-free motors
- Directional headlights
- Die-cast metal body, pilots, and trucks
- Metal frame
- Operating couplers
- Illuminated marker lenses
- Operating pantographs raise and lower manually
- Traction tires
- Magne-Traction

#### Rolling Stock Features:


- Die-cast sprung trucks (caboose has die-cast trucks)
- Operating couplers
- Removable trailers on flatcar
- Operating work light plugs into generator car
- Lighted interior in caboose
- Each car in set is individually boxed

#### Set Includes:

- Set Length: Approx. 54"
  - Minimum Curve: O-27
- 6-30171 Pennsylvania GG1 RTR Freight Set**  
**\$549.99**



A.



B.







# TRADITIONAL O-GAUGE / SETS

## A. Maritime Exploration Centennial Set

One hundred years ago, the RMS Titanic embarked on its maiden voyage, attempting to cross the frigid Atlantic and gaining worldwide attention. But, as we all know, she never made it. Since the discovery of the wreck in the mid-1980s, the Titanic has once again captured our collective imagination. In honor of this great ship, and the people who built her, Lionel introduces the Maritime Exploration Centennial Set, equipped for deep sea exploration and the preservation of artifacts.

### Set Includes:

- GP-9 diesel locomotive
- Flatcar with submarine
- Mint car with simulated hull fragments
- Flatcar with propeller load
- Porthole caboose
- Three straight FasTrack track sections, eight curved O-36 FasTrack track sections, a FasTrack terminal section
- CW-80 Transformer

### Locomotive Features:

- Transformer controlled forward, neutral, and reverse operation
- RailSounds RTR sound system with diesel revving, horn, bell, and user-activated crew dialog scenarios
- Operating headlight
- Dual operating couplers
- Dual powerful maintenance-free motors
- Metal frame

### Rolling Stock Features:

- Operating couplers
- Die-cast metal sprung trucks (except caboose)
- Die-cast metal trucks on caboose
- Removable submarine on flatcar
- Two removable propellers on flatcar

- Metal frame on mint car
- Mint car has simulated hull fragments on display
- Illuminated interior in caboose
- Each car in set is individually boxed

### Set Includes:

- Set Length: Approx. 50"
  - Layout Dimension: 40" x 60"
  - Minimum Curve: O-27
- 6-30187 Titanic Centennial Set  
\$429.99

## B. Santa Fe "All the Way" 4-4-2 Freight Set

### Set Includes:


- 4-4-2 Locomotive and tender
- Refrigerator car
- Gondola with canisters
- Caboose
- Billboard with stand
- PowerMax Transformer
- Three straight FasTrack track sections, eight curved O-36 FasTrack track sections, a FasTrack terminal section

### Locomotive Features:

- Transformer-controlled forward, neutral, and reverse operation
- Air whistle in tender
- Operating headlight
- Puffing smoke unit
- Operating coupler on rear of tender
- Powerful maintenance-free motor
- Traction tire
- Die-cast metal locomotive body

### Rolling Stock Features:

- Operating couplers
  - Removable canisters in gondola
  - Length: Approx. 45"
  - Minimum Curve: O-27
- 7-11192 \$199.99









# TRADITIONAL O-GAUGE LOCOMOTIVES

## Neil Young “Signature Line” F3 AA Diesels

In 2013, the ever-classic Lionel F3 diesel returns with a set of features typically reserved for our highest end scale engines. Underneath the original postwar diesel body this Signature Line engine comes loaded with the full LEGACY Control System and includes LEGACY RailSounds, Electro-Coupler, and Odyssey II Speed Control. Enjoy the realism of smoke, lights, sounds, and couplers—all controllable from your LEGACY CAB-1L or CAB-2 remote controller—and the power of two can motors. You’ll find new, realistic details added to the F3 body as well—authentic lift hooks and boiler stack details equip the roofs on both F3 A and B units.

### Signature Line F3 AA Sets Include:

One LEGACY powered and one Non-powered F3 A Unit

### Powered F3 A-Unit in set Features:

- **Legacy Control System** equipped – able to ruin LEGACY Control mode, in TrainMaster Command Control mode, or in Conventional mode with a standard transformer
- Odyssey II Speed Control with On/Off switch
- **LEGACY RailSounds** sound system featuring:
  - CrewTalk dialog and TowerCom announcements, each with different scenarios depending on whether the locomotive is in motion or stopped
  - Six official railroad speeds with CrewTalk dialog
  - Eight diesel RPM levels
  - LEGACY “Real-Time Quilling Horn” control with instant response for realistic signature “quilling” and correctly timed warning signals
  - Single hit or continuous mechanical bell sounds
  - Sequence Control plays the sound effects of an entire trip, including warning sounds and announcements, based on the movement and speed of the locomotive
  - Current speed and fuel dialog, refueling sound effects
- Front and rear **ElectroCouplers**
- Dual powerful maintenance-free motors with momentum flywheels
- Refined Conventional Transformer Control Mode with lower starting speeds
- Traction tires
- Fan-driven smoke unit
- Adjustable smoke output
- Directional lighting including LED headlights
- Operating front and rear marker lights
- Illuminated number boards

- Die-cast metal trucks, pilots, and fuel tank
- Metal frame
- High level of separately applied metal details
- Engineer and conductor figures
- Operating marker lights LEGACY Control for lights, coupler, and smoke
- Newly added Realistic lift hook and boiler stack details on roof
- Cab window “glass”
- Minimum Curve: O-31
- Length: 13” unit

### Non-powered A-Unit in set Features:

- Traditional Postwar locomotive tooling
- Die-cast metal trucks and pilot
- Die-cast metal frame
- Fan-driven smoke
- Adjustable smoke output in LEGACY Control mode mode or TMCC mode
- **ElectroCoupler** on front end
- Directional lighting
- Operating LED headlight
- Illuminated number boards
- Illuminated marker lights
- Illuminated cab interior
- Operating marker lights
- **LEGACY control** for lights, coupler, and smoke
- Newly-added realistic lift hook and boiler stack details on roof
- Cab window “glass”
- See C1 2013 Catalog page 91 and 93 for new, matching F3 B units for both the Texas Special and PRR
- Minimum Curve: O-31
- Length: 13” each unit

A. 6-81452 Neil Young Texas Special F3 AA \$649.99

B. 6-81453 Pennsylvania F3 AA \$649.99

## C. Postwar Inspired #2362 Union Pacific F3 AA Set

Featuring two Pullmor motors, Magnetraction and original postwar tooling, this conventional engine is inspired by a lineage of classic Lionel diesels from the Postwar era

### AA Set Includes:

- F3 powered A-unit
- F3 non-powered B-unit

### Powered F A-unit Features:

- Die-cast metal pilot and frame
- Die-cast metal trucks with operating coupler on front
- Two Pullmor motors
- Magne-Traction
- Electronic e-unit with Direction Lock
- Electronic horn and bell with volume control
- Operating headlight
- Illuminated number boards and cab interior
- Traction tires

### Non-powered B-unit Features:

- Die-cast metal frame
- Die-cast metal trucks with fixed couplers

### Set Features:

- Postwar-inspired packaging
  - Length: 13” each unit
  - Minimum Curve: O-31
- 6-38389 #2362 Union Pacific F3 AA NEW! \$459.99

## D. Union Pacific F3 Non-Powered B-Unit NEW!

### Locomotive Features:

- Die-cast metal frame
  - Die-cast metal trucks with fixed couplers
  - Postwar-inspired packaging
  - Length: 13” each unit
  - Minimum Curve: O-31
- 6-38392 Union Pacific F3 Non-Powered B NEW! \$169.99

## E. The Texan Non-Powered FT Diesel B Unit

This B-unit was originally offered as an add-on for the 6-30142 Texas Special FT Ready-to-Run Freight Set

### Features:

- Die-cast metal trucks, pilot, fuel tank
  - Metal frame
  - Operating coupler on both ends
  - Length: 14”
  - Minimum Curve: O-27
- 6-38219 \$119.99

NEW



A.

NEW



B.

NEW



C.

NEW



D.



E.





# THOMAS AND FRIENDS™


## THOMAS & FRIENDS

### A. Thomas Locomotive

This cheeky, little engine is available for sale separately.

#### Features:

- Transformer controlled forward, neutral & reverse operation
  - Powerful maintenance-free motor
  - Electronic whistle
  - Removable roof
  - Operating coupler on rear of locomotive
  - Traction tire
  - Moving eyes
  - Set of three removable faces
  - Length: Approx. 7 3/4"
- 6-18741 \$119.99



Set includes three interchangeable faces

A.

### B. Diesel Locomotive

Diesel is ready for action on your Lionel layout. Ever scheming and stirring up trouble, devious Diesel is sure to be the center of new adventures and mishaps on the Island of Sodor.

#### Features:

- Transformer controlled forward, neutral & reverse operation
  - Powerful maintenance-free motor
  - Electronic whistle
  - Traction tire
  - Moving eyes
  - Set of three removable faces
  - Length: Approx. 7 3/4"
- 6-28883 \$139.99



Set includes three interchangeable faces

B.



### C. Sodor Work Train 3-Pack

Here are some great add-on cars to run behind any engine on the Island of Sodor

#### Pack Includes:

- Transfer caboose
- Derrick car
- Gondola with removable canisters

#### Features:

- Operating couplers
- Lighted caboose interior
- Operating derrick with magnet
- Three removable magnetic canisters on gondola

6-30191 \$99.99



C.

### D. Sodor Mining Co. Hopper

Here's one more colorful car to haul on your Thomas & Friends layout!

#### Features:

- Operating couplers
- Length: 9 1/2"

6-16490 \$34.99



D.



©2013 GULLANE (THOMAS) LIMITED  
©2013 HIT ENTERTAINMENT LIMITED  
HIT AND HIT LOGO ARE TRADEMARKS OF HIT ENTERTAINMENT LIMITED

www.lionel.com



# HALLOWEEN FREIGHT CARS

\*See pages 42 and 45 for Halloween Accessories

## A. PEANUTS® Halloween Aquarium Car

### Features:

- Peanuts characters decorated on circling interior belt appear to move inside of car
- Die-cast metal trucks and operating couplers
- Powerful maintenance-free motor with On/Off switch
- Interior illumination
- 10 1/2"

6-29329 \$84.99

## B. Jack-o-Lantern Flatcar

Five illuminated Jack-o-Lanterns hitch a ride on this flatcar for Halloween.

### Features:

- Die-cast metal trucks and operating couplers
- Lighted Jack-o-Lanterns
- Length: 11"

6-37015 \$74.99

## C. Halloween Searchlight Car

Are you afraid of the dark? If so, this car is a must-have! Bat silhouettes are decorated on the searchlight lens.

### Features:

- Die-cast metal trucks and operating couplers
- Illuminated searchlight
- Manually adjustable light position
- Length: 11"

6-37038 \$45.99

## D. Ghost Globe Halloween Car

Illuminated ghostly globe with eerie flickering lighting and chilling sound effects.

### Features:

- Die-cast metal sprung trucks and operating couplers
- Dual power pickup rollers
- Flashing LED lighting
- Halloween sound effects
- On/Off switch for sounds
- Two-sided ghost face
- Length: 11"

6-37058 \$74.99

LIMITED QTY!



B.



C.

LIMITED QTY!



A.

© 2013 Peanuts Worldwide LLC



D.

# JUST IN TIME FOR THE HOLIDAYS!

## A. M7 Candy Cane Commuter 2-Pack

Set Includes:

- Powered unit
- Non-powered unit

Features:

- Powered unit with transformer controlled forward, neutral & reverse operation
- Powerful maintenance-free motor on powered car
- Operating headlights & electronic horn on powered car
- Interior illumination & manually opening doors on both cars
- Length: 30"

6-30165 \$179.99

## B. Partridge in a Pear Tree Wood-sided Reefer

Features:

- Die-cast metal sprung trucks and operating couplers
- Opening doors
- Length: 11"

6-36170 \$54.99

## C. 2012 Christmas Boxcar

Features:

- Die-cast metal sprung trucks and operating couplers
- Opening doors
- Length: 11"

7-29976 \$64.99

## D. Christmas Track Cleaning Car

The hefty die-cast metal frame and rotating cleaning sponges will keep your track clean so all your cars and locomotives will run at peak performance for years to come.

Features:

- Large track cleaning fluid reservoir with On/Off flow switch
- Two rotating, replaceable sponges
- Die-cast metal frame
- Metal handrails
- Length: Approx. 9"

6-28451 \$149.99

## E. Thomas Kinkadee "All Aboard for Christmas" Boxcar

Thomas Kinkadee's inspiring work focuses on the things that matter most: family, faith and a loving home.

Features:

- Die-cast metal sprung trucks and operating couplers
- Metal frame
- Opening doors
- Length: 10 1/2"

6-39350 \$69.99

## F. A Christmas Story 30<sup>th</sup> Anniversary Boxcar NEW!

Features:

- Die-cast metal sprung trucks and operating couplers
- Opening doors
- Length: 11"

6-25963 \$64.99



C.

**LIMITED QTY!**



D.

**LIMITED QTY!**



A.



E.

**LIMITED QTY!**



B.

**NEW**



F.





# TRADITIONAL O-GAUGE FREIGHT CARS

## A. Carnegie Science Center Flatcar with Submarine NEW!

A portion of the sales proceeds go toward the restoration and preservation of the historic USS Requin submarine at Carnegie Science Center. Launched in 1945, Requin sailed the seas for the next 23 years during the Cold War and was the United States' first Radar Picket spy submarine. To learn more about USS Requin, visit [CarnegieScienceCenter.org](http://CarnegieScienceCenter.org)

### Features:

- Die-cast metal sprung trucks
  - Removable submarine load
  - Length: 11"
- 6-26694 \$69.99

## B. Hershey's® Cocoa Vat Car

### Features:

- Die-cast metal sprung trucks and operating couplers
  - Length: 11 1/4"
- 6-26686 \$59.99

## C. Hershey's® Kisses Wood-Sided Reefer

### Features:

- Die-cast metal sprung trucks and operating couplers
  - Opening doors
  - Length: 11"
- 6-19593 \$54.99

## D. Beatles "Nothing is Real" Aquarium Car

Authentic animated images from the Yellow Submarine film are decorated on the moving belt and background inside one of Lionel's most popular operating cars.

### Features:

- Authentic Beatles decoration on circling interior belt appear to move inside of car
  - Die-cast metal trucks and operating couplers
  - Powerful maintenance-free motor with On/Off switch
  - Interior illumination
  - Length: 10 1/2"
- 6-29328 \$84.99

## E. U.S. Navy Flatcar with "Shark" Submarine

### Features:

- Die-cast metal sprung trucks
  - Removable submarine load
  - Length: 11"
- 6-26669 \$59.99

## F. Santa Fe Gondola with Wheels

### Features:

- Die-cast metal sprung trucks
  - Two removable cable reels
  - Length: 10"
- 6-26679 \$54.99

## G. Denver & Rio Grande Jet Snow Blower

Powered by jet engines, snowblowers were used on the real railroads to melt and blow snow off the rails. Now Lionel offers a non-operating version of the unique jet snowblower to add to your own layout. A great new work car addition for your traditional model railroad.

### Features:

- Die-cast metal trucks and operating couplers
  - Length: 11"
- 6-26643 \$64.99

## H. Where the Wild Things Are Aquarium Car NEW!

Celebrating the 50th anniversary of the original book, Lionel proudly offers two new Where the Wild Things Are freight cars in 2013!

### Features:

- Die-cast metal trucks and operating couplers
  - Length: 11"
- 6-37097 \$84.99

## I. Where the Wild Things Are Boxcar NEW!

### Features:

- Die-cast metal trucks and operating couplers
  - Length: 11"
- 6-29793 \$69.99

**NEW!**



**A.**

**LIMITED QTY!**



**B.**

© 2012 THE HERSHEY COMPANY. THE HERSHEY'S TRADEMARKS AND TRADE DRESS ARE USED UNDER LICENSE.



C.



F.



WHERE THE WILD THINGS ARE:  
© Warner Bros. Entertainment Inc.  
(s13)

H.



D.

© 2013 APPLE CORPS LTD. A BEATLES PRODUCT



E.



G.



I.





## TRADITIONAL O-GAUGE FREIGHT CARS

### A. Lionel SP Smoke Pellets Mint Car

A new twist on an old Postwar favorite! Sold from 1948 to as late as 1969, Lionel smoke pellets were one of the most recognized side items ever made by Lionel.

#### Features:

- Die-cast metal sprung trucks and operating couplers
  - Simulated smoke pellet load
  - Metal frame
  - Length: 10 1/4"
- 6-29649 \$69.99

### B. #6572 REA Refrigerator Car

#### Features:

- Die-cast metal trucks and operating couplers
  - Sliding metal door reveals controls
  - Opening doors
  - Length: 10 1/4"
- 6-27771 \$59.99

### C. Santa Fe Streamliner Coach

This postwar-inspired passenger car fits perfectly with your matching Postwar passenger originals!

#### Features:

- Die-cast metal trucks and operating couplers
  - Interior illumination in three passenger cars
  - Removable roofs with ventilator details
  - Window silhouettes
- 6-27775 \$59.99

### D. NJ TRANSIT® Passenger Car 2-Pack

#### Features:

- Operating couplers
  - Interior illumination
  - Silhouettes in windows
  - Length: 13 1/4" each car
- 6-35239 \$99.99

### E. White Pass & Yukon Freight 3-Pack

Completed in 1900 at the time of the Klondike Gold Rush, the White Pass & Yukon Railway was built under the harshest conditions through the coastal mountains of Alaska. Today, the "railway built of gold" is an International Historic Civil Engineering Landmark and operates currently as Alaska's most popular passenger shore excursion.

#### Includes:

- Tank car
- Wood-sided reefer
- Flatcar with tractor and trailer

#### Features:

- Die-cast metal sprung trucks and operating couplers
  - Opening doors on reefer
  - Metal handrails, platform, and ladders on tank car
  - Removable trailer/trailer with flatcar
- 6-31793 \$194.99

**LIMITED QTY!**



**A.**

LIMITED QTY!



B.

LIMITED QTY!



C.

LIMITED QTY!



D.

3-PACK!



E.





## TRADITIONAL O-GAUGE FREIGHT CARS

### A. Minneapolis & St. Louis Add-on Freight 2-Pack

#### Features:

- Gondola with removable canister load
  - Flatcar with removable pipe load
  - Four removable canisters in gondola
  - Four removable pipes on flatcar
  - Operating couplers
  - Length: 10" gondola & 11" flatcar
- 6-30157 \$109.99

### B. Canadian Pacific Log Dump Car

#### Features:

- Dumps logs at the touch of a button (Remote Control Track section required)
  - Includes logs and unloading bin
  - Length: 9 1/2"
- 6-37044 \$79.99

### C. Union Pacific "Chisholm Trail" Stock Car with sounds

Follow the famous cattle trail north through dusty Texas and Oklahoma to Abilene, Kansas. Abilene is the destination point for all Chisholm Trail cattle, the largest stockyard in the Midwest owned by Joseph G. McCoy. With a **LEGACY CAB-2** remote controller, you can activate sounds yourself (and even create your own customized "Quilling Cow"!).

#### Features:

- Die-cast metal trucks and operating couplers
  - **RailSounds** sound system with livestock sounds and stock car sounds
  - Includes cow figure in interior
  - **Command Control** operation including volume control, sound activation, On/Off control
  - On/Off sound switch
  - Volume control
  - Sounds are triggered by movement of the car on the layout
  - Made in the image of the Vision Live stock car
  - Length 11 1/4"
- 6-29305 \$199.99

### D. Transparent Operating Milk Car #3662 with Platform

#### Features:

- Die-cast metal bar-end trucks and operating couplers
  - Figure unloads cans onto the platform at a touch of a button
  - Seven milk cans and figure included
  - Metal platform compatible with the **FasTrack** track system
  - Length: 11 1/2"
- 6-29301 \$154.99



A.

LIMITED QTY!




C.



B.

LIMITED QTY!



Features metal platform  
compatible with FastTrack  
track system

D.





# TRADITIONAL O-GAUGE ACCESSORIES

## A. Halloween Haunted Passenger Station

*Be prepared to be scared!*

Lionel conjures up another spooky accessory in the form of a haunted passenger station. Enjoy the spirit of Halloween with this twist on an old favorite.

### Features:

- Illuminated interior with dimming effect
- Spooky decoration
- Dimensions: 12 1/8" x 8 1/4" x 6 1/2"

6-37998 \$74.99

## B. Halloween Station Platform

Add a spooky stop for the ghosts and goblins to disembark on your layout.

### Features:

- Two frosted light bulbs
- Decorated billboards on fence
- Dimensions: 12" x 3 3/8" x 5"

6-37954 \$34.99

## C. NJ Transit Blinking Light Billboard

### Features:

- Light blinks on and off
- NJ TRANSIT billboard art
- Includes six NJ TRANSIT billboard images on three cards
- Dimensions: 5 3/4" x 7/8" x 4 1/2"

6-37986 \$27.99

## D. Santa Fe Blinking Light Billboard

### Features:

- Light blinks on and off
- Santa Fe billboard art
- Includes six billboard images on three card inserts
- Dimensions: 5 3/4" x 7/8" x 4 1/2"

6-37122 \$24.99

## E. MG Switch Tower

Nestled along the rails in Pennsylvania between Horse-shoe Curve and Gallitzin Summit there sits the majestic **MG Switch Tower**. This structure depicts the historical record of wartime railroad activity in that region. Built in 1942 to assist in handling increased rail traffic the Switch Tower was overlord to all that passed during this pivotal time in our country's history.

### Features:

- Sturdy resin construction
- Interior illumination
- Accurate and realistic detail
- Dimensions: 10 3/4" x 4 1/2" x 9"

6-37933 \$299.99




A.



Features  
frightening  
signs for  
your trip

B.

**LIMITED QTY!**



**E.**



**C.**



**D.**





# TRADITIONAL O-GAUGE ACCESSORIES

## A. Midway Basketball Shot Game

The perfect addition to the carnival, circus, or festival on your layout.

### Features:

- Three hand-painted figures
  - Interior illumination
  - Dimensions: 4" x 2" x 3"
- 6-37959 \$29.99

## B. Hopper Shed

Add this realistic facility service structure to the work area of your layout. Place the Lionel Hopper Shed over your track and roll your engine in for repair. Featuring an exterior light at both ends, this structure is raised high to allow nearly any engine or rolling stock through the entry. With a slightly weathered, realistic paint, the Hopper Shed has the authentic look of the real-life structures.

### Features:

- Two exterior lights
  - Includes spacers to add height
  - Dimensions: 8" x 4" x 6 1/2"
  - Clearance: 5 3/4" from floor to entry ceiling with spacers / 5 1/4" without spacers
- 6-37913 \$34.99

## C. Trick or Treat People Pack

### Features:

- Hand-painted plastic figures
  - Dimensions: Average height: 1 1/4"
- 6-24265 \$22.99

## D. Carnival People Pack

### Features:

- Hand-painted pewter
  - Dimensions: Average height: 1 3/8"
- 6-24124 \$22.99

## E. #996 PowerMaster Bridge

Layouts using the Lionel PowerMaster (6-24130) can transition to full CAB-2 operation with the #996 PowerMaster Bridge. The PowerMaster Bridge allows you to replace your TMCC CAB-1 with a LEGACY CAB-2 to vary voltage, change locomotive direction, adjust speed, and control sounds remotely.


### Features:

- Dimensions: 10 1/2" x 3" x 2 3/8"
- 6-24279 \$59.99

**LIMITED QTY!**



**A.**



Includes  
spacers  
to add  
height

**B.**

**LIMITED QTY!**



**C.**

**LIMITED QTY!**



**D.**



**E.**





# SCALE AMERICAN FLYER S-GAUGE

## 2-8-8-2 STEAM LOCOMOTIVES

The massive 2-8-8-2 locomotives were designed for hauling coal and freight up steep grades, and the N & W kept its fleet in top performing condition at its Roanoke Shops. These locomotives were fed a steady diet of hard work on challenging terrain until the Federal Government ordered Norfolk and Western to sell some of them to other railroads that were experiencing locomotive shortages due to the war effort.

### Features:

- **LEGACY Control System** equipped — able to run in LEGACY Control mode, Trainmaster Command Control mode or in Conventional mode with a standard transformer
- **AF Speed Control** with On/Off switch lets your locomotive operate smoothly and consistently over grades and through curves
- **LEGACY RailSounds** sound system featuring:
  - CrewTalk dialog and TowerCom announcements, each with different scenarios depending on whether the locomotive is in motion or stopped
  - Six official preset speeds with CrewTalk dialog
  - DynaChuff synchronized chuffing that shifts through 15 levels of intensity as the locomotive gains speed
  - LEGACY 'Real-Time Quilling Whistle' control with instant response for realistic signature 'quilling' and correctly timed warning signals
  - Single hit or continuous mechanical bell sounds
  - Independently adjustable volume control
- All-new Scale tooling
- **Wireless Tether** connection between locomotive and tender
- Two powerful motors with momentum flywheel
- **ElectroCoupler** on rear of tender
- Operating headlight and classification lights
- Directional lighting, including backup light on rear of tender
- Illuminated number boards
- Interior illumination in cab
- Die-cast metal locomotive body, frame, and trucks
- Traction tires
- Opening hatches
- Synchronized fan-driven smoke unit
- Separately applied metal details
- Separately applied builder's plates
- Cab window glass
- Variable ashpan glow
- Flickering firebox
- Engineer and fireman figures
- Die-cast metal tender body and trucks
- "Doghouse"-style tender
- Prototypical road-specific details
- Length: Approx. 21 1/2"

### A. Pennsylvania LEGACY Scale 2-8-8-2 Steam Locomotive #374

6-48179 \$999.99

### B. Norfolk & Western LEGACY Scale 2-8-8-2 Steam Locomotive #2009

6-48180 \$999.99

### C. Virginia LEGACY Scale 2-8-8-2 Steam Locomotive #741

6-48182 \$999.99

### D. Union Pacific LEGACY Scale 2-8-8-2 Steam Locomotive #3672

6-48181 \$999.99

### E. Santa Fe LEGACY Scale 2-8-8-2 Steam Locomotive #1795

6-48178 \$999.99



A.

LIMITED QTY!



B.

LIMITED QTY!



C.

LIMITED QTY!



D.



E.





# SCALE AMERICAN FLYER S-GAUGE

## 1:64 SCALE U33C DIESELS

Built between 1968 and 1975, these "Big Bombers" built by GE hauled heavy loads on many railroads. This engine is available for S gaugers in a variety of popular railroad schemes.

### Features:

- **LEGACY Control System** equipped — able to run in LEGACY Control mode, Trainmaster Command Control mode or in Conventional mode with a standard transformer
- **AF Speed Control** with On/Off switch lets your locomotive operate smoothly and consistently over grades and through curves
- **LEGACY RailSounds** sound system featuring:
  - CrewTalk dialog and TowerCom announcements, each with different scenarios depending on whether the locomotive is in motion or stopped
  - Eight diesel RPM levels
  - LEGACY "Real-Time Quilling Horn" control with instant response for realistic signature 'quilling' and correctly timed warning signals
  - Single hit or continuous mechanical bell sounds
  - Independently adjustable volume control
- Powerful motor with momentum flywheel
- Front and rear **ElectroCouplers**
- Mounting holes and support plate for scale couplers (scale couplers sold separately)
- Operating headlight
- Operating marker lights on front and rear
- Illuminated number boards
- Illuminated cab interior
- Traction tires
- Metal frame
- Fan-driven smoke unit
- Die-cast metal trucks, pilots, and fuel tanks
- Separately applied metal details
- Detailed cab interior
- Cab window glass
- Engineer and conductor figures
- Length: 13 1/2"

### A. Milwaukee Road LEGACY Scale U33C Diesel #5705

6-42516 \$479.99

### B. Delaware & Hudson LEGACY Scale U33C Diesel #761

6-42513 \$479.99

### C. Santa Fe LEGACY Scale U33C Diesel #8525

6-42512 \$479.99

### D. Penn Central LEGACY Scale U33C Diesel #6560

6-42515 \$479.99









# SCALE AMERICAN FLYER S-GAUGE

## 1:64 SCALE SD70ACe DIESELS

The SD70ACe is a staple locomotive on many railroads. Designed for fast and efficient freight hauling, this locomotive speeds across most areas of the United States. Available with either traditional American Flyer or scale wheel sets.

### Features:

- **LEGACY Control System** equipped — able to run in LEGACY Control mode, Trainmaster Command Control mode or in Conventional mode with a standard transformer
- **AF Speed Control** with On/Off switch lets your locomotive operate smoothly and consistently over grades and through curves
- **LEGACY RailSounds** sound system featuring:
  - CrewTalk dialog and TowerCom announcements, each with different scenarios depending on whether the locomotive is in motion or stopped
  - Six official railroad speeds with CrewTalk dialog
  - Eight diesel RPM levels
  - LEGACY "Real-Time Quilling Horn" control with instant response for realistic signature 'quilling' and correctly timed warning signals
  - Single hit or continuous mechanical bell sounds
  - Independently adjustable volume control
- Scale Tooling
- Two powerful motors with momentum flywheel
- Front and rear ElectroCoupler
- Operating headlight
- Operating marker lights on front and rear
- Illuminated number boards
- Illuminated cab interior
- Traction tires
- Metal frame
- Fan-driven smoke unit
- Die-cast metal trucks, pilots, and fuel tanks
- Separately applied metal details
- Detailed cab interior
- Cab window glass
- Engineer and conductor figures
- Length: Approx. 13 3/4"

### A. Kansas City Southern LEGACY SD70ACe Diesel #4042

6-48169 \$479.99

### B. BNSF LEGACY SD70ACe Diesel #9344

6-48171 \$479.99

### C. CSX LEGACY SD70ACe Diesel #4847

6-48172 \$479.99

### D. Norfolk Southern LEGACY SD70ACe Diesel #1011

6-48170 \$479.99



A.



B.

LIMITED QTY!



C.

LIMITED QTY!



D.





# SCALE AMERICAN FLYER S-GAUGE

## 1:64 SCALE SD70ACe DIESELS

### Features:

- **LEGACY Control System** equipped — able to run in LEGACY Control mode, Trainmaster Command Control mode or in Conventional mode with a standard transformer
- **AF Speed Control** with On/Off switch lets your locomotive operate smoothly and consistently over grades and through curves
- **LEGACY RailSounds** sound system featuring:
  - CrewTalk dialog and TowerCom announcements, each with different scenarios depending on whether the locomotive is in motion or stopped
  - Six official railroad speeds with CrewTalk dialog
  - Eight diesel RPM levels
  - LEGACY "Real-Time Quilling Horn" control with instant response for realistic signature 'quilling' and correctly timed warning signals
  - Single hit or continuous mechanical bell sounds
  - Independently adjustable volume control
- **Scale Tooling**
- Two powerful motors with momentum flywheel
- Front and rear ElectroCoupler
- Operating headlight
- Operating marker lights on front and rear
- Illuminated number boards
- Illuminated cab interior
- Traction tires
- Metal frame
- Fan-driven smoke unit
- Die-cast metal trucks, pilots, and fuel tanks
- Separately applied metal details
- Detailed cab interior
- Cab window glass
- Engineer and conductor figures
- Length: Approx. 13 3/4"

### A. Union Pacific "Building America" LEGACY SD70ACe Diesel #8461

6-48168 \$479.99

### B. Union Pacific "Building America" LEGACY SD70ACe Diesel #8348

6-48166 \$479.99

### C. Union Pacific "Building America" Non-Powered SD70ACe Diesel #8349

6-48167 \$239.99

### D. Missouri Pacific UP Heritage LEGACY SD70ACe Diesel #1982

6-48177 \$479.99

### E. Southern Pacific UP Heritage LEGACY SD70ACe Diesel #1996

6-48174 \$479.99

### F. Rio Grande UP Heritage LEGACY SD70ACe Diesel #1989

6-48175 \$479.99

### G. Chicago & North Western UP Heritage LEGACY SD70ACe Diesel #1995

6-48176 \$479.99

**LIMITED QTY!**



A.

LIMITED QTY!




B.

LIMITED QTY!



C.

LIMITED QTY!



D.

LIMITED QTY!



E.

LIMITED QTY!



F.

LIMITED QTY!



G.





# AMERICAN FLYER ROLLING STOCK

## A. Commemorative Dockside Switcher

Celebrate the rich and jubilant history that A.C. Gilbert began so many years ago. On the track or on the shelf, they show us all what a fun-filled hobby toy trains can be.

### Features:

- Special American Flyer commemorative paint scheme
- Transformer controlled forward, neutral, and reverse operation
- Powerful maintenance-free motor with momentum flywheel
- Directional lighting, including operating headlight and back-up light
- Front and rear operating couplers
- Traction tires
- Puffing smoke unit
- Die-cast metal frame
- Length: 7 1/2"

6-48087 \$109.99

## Full Vista Dome Passenger Cars

The full vista dome car features a realistic and distinctive "bi-level" window configuration on one side of the car and single level configuration on the opposite side. This car will look great and turn heads as it makes its way down the rails.

### Features:

- Die-cast metal trucks and operating couplers
- Stamped metal frame
- Window silhouettes
- Interior illumination
- Unique window configuration on each side of car
- Length 13 1/8"

## B. Southern Pacific Daylight Streamliner Full Vista Dome Car

6-49947 \$79.99

## C. Rio Grande Streamliner Full Vista Dome Car

6-49943 \$79.99

## D. Southern Pacific Daylight Streamliner Baggage Car

### Features:

- Die-cast metal trucks and operating couplers
  - Stamped metal frame
  - Window silhouettes
  - Interior illumination
  - Length 13 1/8"
- 6-49946 \$79.99

## E. American Flyer Smoke Fluid Single Dome Tank Car

### Features:

- Die-cast metal trucks and operating couplers
  - Metal handrails and ladders
  - Length: 7 5/8"
- 6-48434 \$69.99

## F. Pennsylvania Gondola with Coil Covers

### Features:

- Die-cast metal trucks and operating couplers
  - Includes two removable coil covers
  - Metal rails on covers
  - Length: 8 3/4"
- 6-48570 \$69.99

LIMITED QTY!



A.

LIMITED QTY!



B.

LIMITED QTY!



C.

LIMITED QTY!



D.

LIMITED QTY!



E.

LIMITED QTY!



F.





# AMERICAN FLYER ROLLING STOCK

## A. Northern Pacific Pig Palace Stock Car

### Features:

- Die-cast metal trucks and operating couplers
- Metal frame
- Opening doors with operating latches
- Length: 8  $\frac{3}{8}$ "

6-48395 \$69.99

## B. Minneapolis & St. Louis Boxcar

### Features:

- Die-cast metal trucks and operating couplers
- Metal frame
- Opening doors with operating latches
- Length: 8  $\frac{3}{8}$ "

6-48827 \$69.99

## C. Halloween Boxcar

### Features:

- Die-cast metal trucks and operating couplers
- Metal frame
- Opening doors with operating latches
- Length: 8  $\frac{3}{8}$ "

6-48397 \$69.99

## D. American Flyer 2012 Holiday Boxcar

### Features:

- Die-cast metal trucks and operating couplers
- Metal frame
- Opening doors
- Length: 8  $\frac{3}{8}$ "

6-48825 \$69.99

## E. Flatcar with Santa's Sleigh

### Features:

- Die-cast metal trucks and operating couplers
- Metal frame
- Removable sleigh and Reindeer load
- Length: 8  $\frac{3}{8}$ "

6-48571 \$69.99



A.

LIMITED QTY!



B.

LIMITED QTY!



C.



D.



E.





# G-GAUGE & LIONEL LITTLE LINES

## G-GAUGE

### A. Harry Potter Hogwarts Express G-Gauge Set

Bring the magical world of Harry Potter™ to life with the Hogwarts Express™ G-Gauge battery-operated train set by Lionel! Operate this ready-to-run train using a 9.6 volt rechargeable battery (not included) or use six conventional C batteries (which are included). The set also comes with an easy-to-operate RC remote controller (with two AA batteries included).

#### Set Includes:

- G-gauge 4-6-0 steam locomotive engine and tender
- One passenger coach
- One combination car
- 12 curved and 4 straight track pieces
- RC remote controller
- 6 C batteries
- 2 AA batteries

#### Locomotive Features:

- Highly detailed G-Gauge steam locomotive
- Authentic train sounds, including bell and whistle
- Working headlight

#### Passenger Cars Features:

- Fixed knuckle couplers

#### Track:

- 55" x 72" oval of G-Gauge track (12 curved and 4 straights)
- Extra track also available (sold separately)

#### Remote Control Features:

- Designed for easy use
- Comes equipped with two AA batteries
- Clearly marked buttons allow train to go forward and backwards, sound the whistle, and ring the bell

7-11080 \$129.99

## G-Gauge Holiday Boxcars

#### Features:

- Fixed knuckle couplers
- Compatible with Lionel battery-operated G-Gauge sets only
- Length: 9 3/4"

### B. G-Gauge 2009 Holiday Boxcar

8-87032 \$39.99

### C. G-Gauge 2010 Holiday Boxcar

8-87033 \$39.99



HARRY POTTER, characters, names and related indicia are trademarks of and © Warner Bros. Entertainment Inc. Harry Potter Publishing Rights © JKR. (s13)

A.



B.



C.

## LIONEL LITTLE LINES PLAYSETS

Lionel Little Lines brings the rich tradition of Lionel to young children ages 2 1/2 and up. Snap-together track and a simple remote controller for forward and reverse movement make it easy for little hands to operate. Authentic train details and realistic sounds make it a classic Lionel product.

### D. Wizard of Oz Little Lines NEW!

The classic Wizard of Oz story comes to life on this colorful set made especially for children. Your train follows the yellow rails on route to the Emerald City!

#### Playset Includes:

- Complete layout of track switches
- Suspension bridge with stone arches
- Finely-detailed train with a steam engine, tender, gondola, and caboose
- Colorful diorama depicting scenes from The Emerald City and The Witches Castle
- IR Controller with sounds

#### Features:

- Snap-together track
- Remote controller for forward and reverse movement
- Authentic train details
- Realistic train sounds
- Requires 6 AAA batteries (not included)

7-11440 \$74.99

### E. The Polar Express Little Lines

"All aboard the Polar Express!"

A heart-warming story about the power of belief, Chris Van Allsburg's The Polar Express has touched the hearts of millions of reader and film-goers of all ages. Now, you can bring this classic tale to life in you own home with this exquisitely detailed Little Lines train set.

#### Playset Includes:

- Complete layout of track switches
- Suspension bridge with stone arches
- Finely-detailed train with a steam engine, tender, two passenger cars, and observation car
- Colorful diorama depicting scenes from The Polar Express
- Six caribou figures
- IR Controller with sounds

#### Features:

- Snap-together track
- Remote controller for forward and reverse movement
- Authentic train details
- Realistic train sounds
- "All aboard" announcement from the movie
- Includes 6 caribou figures and one 2-sided diorama to create your own Polar Express scene
- Requires 6 AAA batteries (not included)

7-11296 \$64.95

NEW

D.



E.



TM & © WARNER BROS. ENTERTAINMENT INC.  
(S13)





At Lionel, we are committed to providing our customers with superior-quality products and service. It is a commitment shared by our many Lionel Authorized Dealers and Lionel Authorized Service Centers around the country. To locate a Dealer or Service Center near you, call 1-800-4LIONEL (1-800-454-6635). Or, call the Lionel Customer Service Center at 586-949-4100 ext 2. You can also e-mail us at [talktous@lionel.com](mailto:talktous@lionel.com) or visit our website at [www.lionel.com](http://www.lionel.com). Our knowledgeable staff is always eager to help you fully enjoy the magical world of Lionel model trains.

Lionel L.L.C.  
6301 Performance Drive  
Concord, NC 28027  
United States of America  
Phone: 586-949-4100  
Email: [talktous@lionel.com](mailto:talktous@lionel.com)

[www.lionel.com](http://www.lionel.com)

Copyright 2013 Lionel L.L.C.

## Club Membership

For more than 35 years, The Lionel RailRoader Club has provided its members with exclusive Lionel news, special promotions, merchandise discounts, and Lionel catalogs. This is your opportunity to join thousands of others in this legendary club. Your annual membership includes these great club benefits:

- Quarterly issues of Inside Track featuring Lionel news, special promotions, and opportunities to purchase exclusive LRRC cars.
- Lionel Catalogs delivered to you right off the press, arriving just after our dealers receive them!
- Collectible, annual Club Button and LRRC membership Card.
- 10% discount at [www.LionelStore.com](http://www.LionelStore.com).

To join online, or to print out an application, visit [www.lionel.com/lrrc](http://www.lionel.com/lrrc)

