

AMERICAN FLYER[®] 2013



AF S-Gauge

S-GAUGE EXPANDED OFFERINGS FOR 2013!

Our 2nd edition of the exclusive American Flyer products catalog has some big things in store for 2013. Featuring a larger product offering, some first time products in S-Gauge, new FasTrack® expansion sections, and much more. The American Flyer line invokes memories of yesterday; the scale craftsman and cutting edge technology reflect Lionel's continuing commitment to our expanding S Gauge product line.

First, be sure to check out the sneak preview of the S-Gauge Polar Express™. In 2014 The Polar Express™ will be celebrating the 10th anniversary for the movie release and we are proud to bring this popular story to life for S-Gauge fans.

Next, be sure to check out the new S Scale ES44AC diesel. Dressed in the commemorative Heritage schemes of Norfolk Southern for 2013, this engine brings another newly-tooled diesel to the S Scale American Flyer line. 1:64 in scale, this engine comes equipped with LEGACY electronics and industry leading RailSounds sound system.

In addition to the traditional American Flyer rolling stock, there are over 15 new items to help expand your line-up with classics like the new Mint Cars loaded with gold bullion.

You will find that the AF FasTrack line is expanding with the addition of new 45 & 90-degree crossovers, longer straight track and some new half and wide radius curve sections. We're glad to provide a great looking, easy-to-use track system for running all the great locomotives and rolling stock on your expanding layout.

Last but not least, you'll find that Lionel is offering many American Flyer items at notably lower prices!

We appreciate your passion for model railroading and the support of our American Flyer line. We look forward to an exciting – and busy – 2013!

Table of Contents

An Introduction To S-Gauge Railroading	3
Traditional S-Gauge Sets	4-6
Traditional S-Gauge Steam Locomotives	7
Traditional S-Gauge Diesels and Passenger Cars	8-9
Traditional S-Gauge Freight Cars	10-15
Norfolk Southern Heritage Scale Diesels and Freight Cars	16-21
S Scale Steam Locomotives	22
S-Gauge Accessories	23
S-Gauge AF FasTrack	24-27

Club Membership

For more than 35 years, The Lionel RailRoder Club has provided its members with exclusive Lionel news, special promotions, merchandise discounts, and Lionel catalogs. This is your opportunity to join thousands of others in this legendary club.

Your annual membership includes these great club benefits:

- Quarterly issues of Inside Track featuring Lionel news, special promotions, and opportunities to purchase exclusive LRRC cars.
- Lionel Catalogs delivered to you right off the press, arriving just after our dealers receive them!
- Collectible, annual Club Button and LRRC membership Card.
- 10% discount at www.LionelStore.com.

To join online, or to print out an application, visit www.lionel.com/lrrc



AMERICAN FLYER® TRAINS


AF 2013
S-Gauge

AN INTRODUCTION TO S-GAUGE RAILROADING

SPEAKING THE LANGUAGE

GAUGE

On the real railroad as well as toy trains, gauge refers to the distance between the outside rails of the track. In S gauge, the distance between the rails is about $\frac{7}{8}$ ", compared to $1\frac{1}{4}$ " found on O Gauge track systems. Any S-Gauge car can run on S-Gauge AF FasTrack or traditional American Flyer S-Gauge track, as long as the minimum curve of your track layout can accommodate your particular cars and locomotives (see Minimum Curve below).



SCALE

Scale measures the relationship between a model and the real thing. Most S-Gauge cars measure about 1:64 scale (which equals $\frac{3}{16}$ " to a foot). This relationship is approximate for the Traditional American Flyer line of locos and cars. In the American Flyer S Scale line, locos and cars are made to be as exact as possible to 1:64 scale, and they may require a wider minimum track curve because of their larger size.

TRADITIONAL vs. SCALE

The American Flyer S-Gauge line is divided up into two main categories – Traditional S-Gauge and S Scale. Both lines can be run together if Minimum Curve requirements allow. Generally, the difference is a matter of size and the level of accurate detail. Scale locos and cars are often larger in size and more highly detailed in comparison to Traditional ones. Check out the top of each page in this catalog to see if the items you're interested in are distinguished as TRADITIONAL or SCALE items.

TRADITIONAL (S-Gauge)

- Usually based on classic American Flyer designs
- Approximate scale proportions
- Perfect additions to traditional collections
- Can run on any S-gauge track curve (unless noted otherwise)

SCALE (S Scale)

- Accurate reproductions of rolling stock and locomotives
- Scale proportions
- Super-detailed with many separately applied parts
- Check the Minimum Curve requirement for each car or locomotive


MINIMUM CURVE

All cars and most engines are designed to travel on an S-Gauge circle of track with a minimum diameter of 36". However some S Scale locomotives might require a wider minimum curve to operate. This measurement is very useful in purchasing track, locomotives, and rolling stock that are all compatible with one another. In this catalog, you'll see that every engine and rolling stock item has been designated with a Minimum Curve rating.

S-GAUGE TRACK SYSTEMS

Your American Flyer engine or car can run on any track system that is designated as S-Gauge. This includes the original S-Gauge track system originally produced by A.C. Gilbert that's still popular today.

Additionally, Lionel now offers the innovative AF FasTrack track system that's more realistic than any other system – and easy to use. Curves, straights, and switches are all found in this catalog. You'll also be able to purchase a transition track piece that allows you to connect your original Flyer track with the new AF FasTrack track system.



PRODUCT FEATURES

TRANSFORMER CONTROL

All American Flyer locomotives – from the most sophisticated to the most basic – can be controlled by a standard transformer. Even older AC transformers can run our most advanced models.



LEGACY CONTROL SYSTEM

This revolutionary control system allows you to run your LEGACY Control System-equipped locomotive just like a real engineer runs his trains. With its enhanced sounds and 100 speed steps, this system allows properly equipped engines to function with unparalleled options. The CAB-2 Remote Controller has an LCD screen display, vibration that simulates the effort of the locomotive, and other exciting operating features.



AF SPEED CONTROL

Slow speed and start-up operation are smooth and steady with AF Speed Control. Watch your locomotive as it creeps through the yard or fights up a grade without hesitation.



ELECTROCOUPLERS (LEGACY OR TMCC required)

Open these couplers anywhere on the layout without uncoupling track sections. The CAB-1 or CAB-2 Remote Controller activates the ElectroCouplers. Also, be sure to listen for authentic sounds of the coupler in operation with the RailSounds sound system.



WIRELESS TETHER CONNECTION

Looking to enhance the appearance of Lionel steam locomotives, we developed the exclusive infrared Wireless Tether connection so that the locomotive and tender can communicate without cumbersome wiring between the units.

TRACTION TIRES

One or more of the driving wheels are fitted with rubber tires for extra pulling power and stability for hauling long strings of cars. Traction tires grip the rails, enhancing tractive effort.



RAILSOUNDS SOUND SYSTEM

Widely regarded as the industry standard, the impressive RailSounds sound system brings the real sounds of the railroad to your layout. From the mechanical symphony of the locomotives, to the horn and whistle sounds that you trigger, you will be impressed by the digitally recorded samples of these special and authentic sounds.

SMOKE

Fan-driven smoke units provide a steady flow of smoke, and puffing smoke units create short blasts of smoke as the locomotive moves along the track. For the most realistic smoke effects, synchronized smoke units coordinate the blasts of smoke with the revolution of the drivers and the DynaChuff sounds of the locomotive.

DIRECTIONAL LIGHTING

When in reverse, Command Control equipped diesel locomotive headlights will shut off. The rear light will then illuminate. In Command Control equipped steam locomotives, the headlight remains illuminated in forward or reverse operation. Additionally in reverse, the tender back-up light will shine on tenders equipped with that feature.

GLOWING FIREBOX AND FLICKERING FIREBOX

A red glow steadily emanates from the firebox inside of the cab of Lionel steam locomotives equipped with the glowing firebox. Steam locomotives equipped with a flickering firebox create the illusion of a live fire "flickering" within.

VARIABLE ASHPAN GLOW

Start up an American Flyer steam locomotive equipped with this feature and look for a red glow on the outside of the locomotive between the ashpan and firebox. As speed increases, the light grows brighter, simulating the increased draft onto the fire.

S-GAUGE READY-TO-RUN SETS

For the first time in years Lionel is bringing back a full line of American Flyer Ready-to-Run Train sets!

Leading the pack is the ever-popular Polar Express™ offered for the very first time in S-Gauge!

THE POLAR EXPRESS

Lionel is proud to present The Polar Express™ in its expanding S-Gauge line! Already a cornerstone of Christmas family tradition, The Polar Express movie celebrates its 10th Anniversary in 2014. Lionel offers a sneak preview of this very special set that will be available next year.

Experience the magic of the The Polar Express in a brand new way! A newly-tooled American Flyer S-Gauge Polar Express Berkshire with dramatized pilot pulls three illuminated Polar Express Passenger cars. The S Gauge Polar Express Set comes ready-to-run out of the box, including all the power and track you need to get things started. Operate the Polar Express under your tree every Christmas for generations to come, or leave it up all year to enjoy continuous fun, excitement and railroading magic!

Set Includes:

- Anniversary Golden Ticket
- Santa's Bell
- **6-42539** All-new 2-8-4 Berkshire steam locomotive and tender
- **6-48840** Coach Car
- **6-48841** Hot Chocolate Diner Car
- **6-48760** Observation Car
- Three straight AF FasTrack sections, twelve AF FasTrack curve sections, and one AF FasTrack terminal section
- Smoke fluid

Locomotive Features:

- Locomotive with forward, neutral, and reverse operation
- Die-cast metal locomotive body and frame
- Operating headlight
- Operating coupler on rear of tender
- Clanging bell and whistle sounds
- Puffing smoke effect
- Powerful maintenance-free motor
- Two traction tires for added 'grip'
- Large "Polar" pilot and headlight lens shield
- Realistic bell and whistle details
- Separately applied detail handrails

Passenger Cars Feature:

- Interior illumination
- Operating couplers on front and rear
- Decorated drumhead and rounded viewing platform on Observation Car
- Silhouettes in windows

Set Features:

- Length: Approx. 50"
- Minimum Curve: S-36

6-49632 The Polar Express Set NEW!

See the upcoming Christmas catalog by Lionel for further information on this set.

THE POLAR EXPRESS



**ALL-NEW
BERKSHIRE
LOCOMOTIVES!**
**ALL SETS SHOWN
2014 PREVIEW**





A.



B.

A. CHESAPEAKE AND OHIO PASSENGER SET

The perfect set for the American Flyer fan or those that are about to be!

Set Includes:

- **6-42569** All-new 2-8-4 Berkshire steam locomotive and tender
- **6-49969** Coach
- **6-49970** Coach
- **6-49971** Observation Car
- Three straight AF FasTrack sections, twelve AF FasTrack curve sections, one AF FasTrack terminal section
- Smoke fluid

Locomotive Features:

- Same features as Berkshire in Polar Express Set
- All-new Berkshire and Tender tooling
- Realistic, standard Berkshire pilot

Passenger Cars Feature:

- Interior illumination
- Operating couplers on front and rear
- Silhouettes in windows
- Decorated drumhead on Observation car

Set Features:

- Length: Approx. 50"
- Minimum Curve: S-36

6-49631 C & O Berkshire Set



B. NICKEL PLATE ROAD BERKSHIRE FREIGHT SET

Freight hauling, ready to run action on your expanding American Flyer S-Gauge layout! This traditional set features an all-new Berkshire and four heavy-duty freight cars. For more realism, the caboose trailing at the rear comes equipped with an operating smoke unit.

Set Includes:

- **6-42562** All-new 2-8-4 Berkshire steam locomotive and tender
- **6-48852** Boxcar
- **6-48863** Stock Car
- **6-48863** 3-Bay Hopper
- **6-48762** Smoking Caboose
- Three straight AF FasTrack sections, twelve AF FasTrack curve sections, and one AF FasTrack terminal section
- Smoke Fluid

Locomotive Features:

Same features as Berkshire in Polar Express Set
Realistic, standard Berkshire pilot

Rolling Stock Features:

- Die-cast metal trucks with operating couplers
- Opening doors on boxcar
- Realistic coal load insert in hopper
- Operating smoke unit in caboose

Set Features:

- Length: Approx. 37"
- Minimum Curve: S-36

6-49633 Nickel Plate Berkshire RTR Freight Set

TRADITIONAL S-GAUGE SETS



SOUTHERN PACIFIC DOCKSIDE SWITCHER FREIGHT SET

Get started plying the rails with this ready-to-run American Flyer train set complete with track, transformer, locomotive, and three freight cars.

Set Includes:

- **6-42568** Dockside 0-6-0 switcher steam locomotive
- **6-48849** Boxcar
- **6-49442** Single-dome tank car
- **6-48763** Caboose
- One straight AF FasTrack section, twelve AF FasTrack curve sections, one AF FasTrack terminal section
- Powerful CW-80 Transformer
- Smoke fluid

Dockside Switcher Features:

- Transformer controlled forward, neutral, and reverse operation
- Powerful maintenance-free motor
- Directional lighting, including operating headlight and back-up light
- Front and rear operating couplers
- Traction tires
- Puffing smoke

Rolling Stock Features:

- Die-cast metal trucks with operating couplers
- Opening doors on boxcar
- Metal ladder and railings on tank car
- Illuminated caboose

Set Features:

- Length: Approx. 31"
- Minimum Curve: S-36

6-49634 \$269.99

NEW



A.

TRADITIONAL S-GAUGE STEAM LOCOMOTIVES



TRADITIONAL LOCOMOTIVES

Dockside Switchers

Available in all-new road names! This traditional favorite is a great mover and will pull your rolling stock with pride.

Locomotives Feature:

- Transformer controlled forward, neutral, and reverse operation
- Powerful maintenance-free motor
- Directional lighting, including operating headlight and back-up light

- Front and rear operating couplers
- Traction tires
- Puffing smoke
- Length: 7 1/2"
- Minimum Curve: S-36

A. 6-42563 Bethlehem Steel \$94.99 NEW!

B. 6-42564 Reading \$94.99 NEW!

C. 6-42565 Chesapeake & Ohio \$94.99 NEW!

D. 6-42566 American Flyer Lines \$94.99 NEW!



B.



C.



D.

TRADITIONAL DIESELS AND PASSENGER CARS

A. MINNEAPOLIS & ST. LOUIS

- Transformer controlled forward, neutral, and reverse operation
- Powerful maintenance-free motor with momentum flywheel
- Directional lighting, including operating headlight and back-up light
- Front and rear operating couplers
- Traction tires
- Metal frame
- Die-cast metal trucks
- Length: 7 1/2"
- Minimum Curve: S-36

6-48165 \$289.99



B. THE TEXAS SPECIAL ALCO PA A-A SET

Alco PA diesels decorated in the brilliant and famous Texas Special paint scheme! These impressive engines come equipped with Legacy Command Control, fan-driven smoke, and the RailSounds sound system. Take a trip with The Texas Special and you'll be on your way to real railroading excitement.

Set Includes:

- One PA powered and one PA non-powered unit

Both Units Feature:

- Die-cast metal trucks
- Metal frame
- Operating headlight
- Tethered link for optimal communication and performance

Powered Unit Also Features:

- **LEGACY Control System** equipped—able to run in LEGACY Control Mode, Trainmaster Command Control mode, and Conventional mode with a standard transformer
- **RailSounds** sound system
- Dual maintenance-free motors
- Directional lighting including operating headlight
- Fan-driven smoke unit
- **ElectroCoupler** on front and rear
- Traction tires
- Set Length: 26"
- Minimum Curve: S-36

6-48162 \$469.99



TEXAS SPECIAL ADD-ON PASSENGER CARS

C. 3-Pack Add-on Includes:



- 6-49950 Combination Car
- 6-49951 Vista Dome Car
- 6-49952 Observation Car

6-49949 3-Pack \$249.99

D. 6-49956 Full Vista Dome Car \$69.99

E. 6-49957 Baggage Car \$69.99

Texas Special Add-on 3-Pack



MORE STREAMLINER PASSENGER CARS

Perfect add-ons to existing American Flyer passenger sets

F. 6-49948 Erie Full Vista Dome Car \$69.99


G. 6-49944 Erie Baggage Car \$69.99

H. 6-49958 Santa Fe Full Vista Dome Car \$69.99

I. 6-49959 Pennsylvania Full Vista Dome Car \$69.99

Passenger Cars On Pages 8-9 Feature:

- Die-cast metal trucks
- Stamped metal frame
- Passenger silhouettes in all cars except Baggage Car
- Window blind silhouettes in Baggage Car
- Interior illumination
- Unique window configuration on each side of Full Vista Dome Car
- Length: 13 1/8" each car
- Minimum Curve: S-36



BOXCARS AND REEFERS

NEW



A.



B.



C.

BOXCARS AND REEFERS

- Die-cast metal trucks
- Operating couplers
- Metal frame
- Opening doors
- Length: 8 3/8"
- Minimum Curve: S-36

A. 6-48832 1951 Catalog Boxcar \$49.99 NEW!

B. 6-48396 Coca-Cola® Christmas Boxcar \$54.99

TM & © The Coca-Cola Company 2013

C. 6-48828 Mr. Goodbar® Reefer \$54.99

© 2013 The Hershey Company. The Hershey's trademarks and trade dress are used under license

D. 6-48836 Boy Scouts of America® "Eagle Scout®" Boxcar \$54.99 NEW!

E. 6-48835 Cub Scout® Boxcar \$54.99 NEW!
Boy Scouts of America®, the Universal Emblem, Boy Scouts™, BSA®, Cub Scout™, Eagle Scout®, Pinewood Derby® and Prepared. For Life.™ are either registered trademarks or trademarks of the Boy Scouts of America in the United States and/or other countries. Manufactured under license from the Boy Scouts of America. All rights reserved.



F. 6-48839 Smoke Cartridge Transport Boxcar \$49.99 NEW!

G. 6-48838 Penguin Seafood Reefer \$49.99 NEW!

NEW



D.

NEW



E.

NEW



F.

NEW



G.

PAGES 10-11: MINIMUM CURVE S-36 ON ALL CARS SHOWN

TANK CARS AND HOPPERS

NEW

TANK CARS

- Die-cast metal trucks and operating couplers
- Metal handrails and ladders
- Length: 7 5/8"
- Minimum Curve: S-36

6-48440
#27 Track Cleaning
Fluid Three-dome
\$49.99 NEW!



6-48438
Cities Services Three-dome
\$49.99



NEW

6-48442
American Flyer Lines
"Air Service" Single-dome
\$49.99 NEW!



NEW

HOPPERS

- Die-cast metal trucks and operating couplers
- Removable coal load or gravel load insert
- Length: 7 3/8"
- Minimum Curve: S-36

A. 6-48637
Santa Fe "Midnight Chief" 2-Bay
\$49.99 NEW!

B. 6-48635
Hershey's® Special Dark® 2-Bay
\$54.99 NEW!
© 2012 The Hershey Company. The Hershey's trademarks and trade dress are used under license

C. 6-48647
#23 Artificial Coal 3-Bay
\$49.99 NEW!

D. 6-48662
#22 Scenery Gravel 3-Bay
\$49.99 NEW!



NEW

GILBERT DAIRY FLATCAR WITH MILK CONTAINERS

- Die-cast metal trucks and operating couplers
- Includes load of two removable containers
- Length: 9 1/2"

6-48576 \$49.99 **NEW!**



MORE TRADITIONAL ROLLING STOCK

NEW-TOOLED MINT CARS!


MINT CARS

Loaded with bullion as seen through the display windows, this classic mint car fits perfectly in the rich empire of American Flyer S Gauge!

Features:

- All-new mint car tooling
- Die-cast trucks with operating couplers
- Metal frame
- Bullion load in interior
- Display windows
- Length: 8 3/8"
- Minimum Curve: S-36

NEW



6-48845 Fort Knox \$59.99 **NEW!**

NEW



6-48846 Gilbert Mines \$59.99 **NEW!**

NEW



6-48847 New York Federal Reserve \$59.99 **NEW!**

NEW



6-48848 San Francisco Federal Reserve \$59.99 **NEW!**

NEW

ZOMBIE WALKING BRAKEMAN

Watch out! The zombie figure on this boxcar creeps back and forth along the roof walkway in search of his next victim.

- Die-cast metal trucks with operating couplers
- Maintenance-free motor
- Metal frame
- Length: 8 3/8"
- Minimum Curve: S-36

6-49063 \$79.99 NEW!



NEW

DIESEL RAILSOUNDS BOXCARS

Add realistic sounds to any of your silent diesel engines! These new operating boxcars equipped with RailSounds bring the realistic sounds of a diesel locomotive to your consist.

- Die-cast trucks with operating couplers
- RailSounds featuring blowing horn and diesel revving
- Metal frame
- Length: 8 3/8"
- Minimum Curve: S-36

6-49064 New Haven Diesel RailSounds \$169.99 NEW!

6-49065 Union Pacific Diesel RailSounds \$169.99 NEW!



DIESEL RAILSOUNDS!

ES44AC SCALE LEGACY DIESELS NORFOLK SOUTHERN HERITAGE SERIES

Spotlighting its rich railroad history, Norfolk Southern recently unveiled handsome heritage paint schemes on SD70ACE and ES44AC diesels. In addition to the recent SD70ACE's produced by Lionel, an S Scale version of the ES44AC will be available built from all-new tooling for the American Flyer S- Scale Line! Nothing short of excellence, these new 1:64 scale engines come equipped with ElectroCouplers, smoke, RailSounds, and realistic lights—all controllable through the LEGACY Control System. Additionally you have the option to run in DCC mode. For those who double-head, a non-powered second engine is available for each and every NS Heritage road name.

Non-Powered Locomotives Feature:

- Metal frame
- Die-cast metal trucks and fuel tank
- Front and rear operating couplers
- Separately applied metal details

LEGACY Powered Locomotives Feature:

- **LEGACY Control System** equipped—able to run in LEGACY Control Mode, Trainmaster Command Control mode, Conventional mode with a standard transformer or DCC mode
- DCC enabled—Choose Lionel LEGACY or DCC operation for great features
- **AF Speed Control** with On/Off switch lets your locomotive operate smoothly and consistently over grades and through curves
- **LEGACY RailSounds** sound system featuring:
 - CrewTalk dialog and TowerCom announcements, each with different scenarios depending on whether the locomotive is in motion or stopped
 - Eight diesel RPM levels
 - LEGACY “Real-time Quilling Horn” control with instant response for realistic signature ‘quilling’ and correctly timed warning signals
 - Single hit or continuous mechanical bell sounds
 - Independently adjustable volume control
- Two powerful maintenance-free motors with momentum flywheel
- Front and rear **ElectroCouplers**
- Mounting holes and support plate for scale couplers (scale couplers sold separately)
- American Flyer ‘Pivoting Pilot’ allows the locomotive to navigate tight curves and look more realistic
- Supports switch to Lionel scale wheels (sold separately, available soon through Customer Service.

- Operating headlight
- Illuminated number boards
- Operating ditch lights
- Illuminated, detailed cab interior
- Traction tires
- Metal frame
- Fan-driven smoke unit
- Die-cast metal trucks, pilots, and fuel tank
- Separately applied metal details
- Cab window glass
- Engineer and conductor figures
- Minimum Curve: S-36
- Length: Approx. 13 ¾”

A. 6-42542 Central of Georgia LEGACY **\$529.99 NEW!**

6-42543 Central of Georgia Non-Powered **\$269.99 NEW!**

B. 6-42544 Conrail LEGACY **\$529.99 NEW!**

6-42545 Conrail Non-Powered **\$269.99 NEW!**

C. 6-42546 Interstate LEGACY **\$529.99 NEW!**

6-42547 Interstate Non-Powered **\$269.99 NEW!**

D. 6-42548 Lehigh Valley LEGACY **\$529.99 NEW!**

6-42549 Lehigh Valley Non-Powered **\$269.99 NEW!**


E. 6-42550 Nickel Plate Road LEGACY **\$529.99 NEW!**

6-42551 Nickel Plate Road Non-Powered **\$269.99 NEW!**

NEW


NEW


SUPPORTS SWITCH TO LIONEL SCALE WHEELS (SOLD SEPARATELY, AVAILABLE SOON THROUGH CUSTOMER SERVICE.



A.

F.



B.

G.

NEW



C.

H.

NEW



E.

J.

NEW



D.

I.

CYLINDRICAL HOPPERS

New! Cylindrical hoppers matching Norfolk Southern Heritage road names and paint schemes.

F. 6-48665 Central of Georgia \$79.99 NEW!

G. 6-48666 Conrail \$79.99 NEW!

H. 6-48667 Interstate \$79.99 NEW!

I. 6-48668 Lehigh Valley \$79.99 NEW!

J. 6-48669 Nickel Plate \$79.99 NEW!

NEWLY-TOOLED ESS44AC AND CYLIDRICAL HOPPERS!

ES44AC SCALE LEGACY DIESELS NORFOLK SOUTHERN HERITAGE SERIES

The ES44AC is a staple locomotive on many railroads. Designed for fast and efficient freight hauling, this locomotive speeds across most areas of the United States. Available in a great selection of road names and paint schemes these highly detailed scale locomotives are equipped with the LEGACY Control System for even more realism. We also offer a uniquely numbered non-powered ES44CC for each roadname that matches the LEGACY powered unit.

SEE PAGES 16-17 FOR ES44AC FEATURES

POWERED AND NON-POWERED ENGINE AVAILABLE FOR EACH ROAD NAME

LEGACY, RAILSOUNDS, ELECTROCOUPLERS ON POWERED UNITS

NEW



NEW



NEWLY-TOOLED ESS44AC AND CYLINDRICAL HOPPERS!

- A. 6-42552 Norfolk & Western LEGACY \$529.99 **NEW!**
- 6-42553 Norfolk & Western Non-Powered \$269.99 **NEW!**
- B. 6-42554 Pennsylvania LEGACY \$529.99 **NEW!**
- 6-42555 Pennsylvania Non-Powered \$269.99 **NEW!**
- C. 6-42556 Southern LEGACY \$529.99 **NEW!**
- 6-42557 Southern Non-Powered \$269.99 **NEW!**
- D. 6-42558 Norfolk Southern LEGACY \$529.99 **NEW!**
- 6-42559 Norfolk Southern Non-Powered \$269.99 **NEW!**
- E. 6-42560 Monongahela LEGACY \$529.99 **NEW!**
- 6-42561 Monongahela Non-Powered \$269.99 **NEW!**

MATCHING CYLINDRICAL HOPPERS

- F. 6-48670 Norfolk & Western \$79.99 **NEW!**
- G. 6-48671 Pennsylvania \$79.99 **NEW!**
- H. 6-48672 Southern \$79.99 **NEW!**
- I. 6-48673 Norfolk Southern \$79.99 **NEW!**
- J. 6-48674 Monongahela \$79.99 **NEW!**

NEW



D.



I.

NEW



C.



H.



E.



J.



S Scale Diesels

SD70ACE SCALE LEGACY DIESELS

NORFOLK SOUTHERN HERITAGE SERIES

Four new Norfolk Southern Heritage engines in the American Flyer S-Gauge line to complete the series! A powered and non-powered unit are both available for each SD70ACE roadname. A scale cylindrical hopper is also dressed in each unique paint scheme.

Non-Powered Locomotives Feature:

- Metal frame
- Die-cast metal trucks and fuel tank
- Front and rear operating couplers
- Separately applied metal details

LEGACY Powered Locomotives Feature:

- **LEGACY Control System** equipped—able to run in LEGACY Control Mode, Trainmaster Command Control mode, Conventional mode with a standard transformer, or DCC mode DCC enabled—Choose Lionel LEGACY or DCC operation for great features
- **AF Speed Control** with On/Off switch lets your locomotive operate smoothly and consistently over grades and through curves
- **LEGACY RailSounds** sound system featuring:
 - CrewTalk dialog and TowerCom announcements, each with different scenarios depending on whether the locomotive is in motion or stopped
 - Eight diesel RPM levels
 - LEGACY “Real-time Quilling Horn” control with instant response for realistic signature ‘quilling’ and correctly timed warning signals
 - Single hit or continuous mechanical bell sounds
 - Independently adjustable volume control
- Two powerful maintenance-free motors with momentum flywheel
- Front and rear **Electrocouplers**
- Mounting holes and support plate for scale couplers (scale couplers sold separately)
- American Flyer ‘Pivoting Pilot’ allows the locomotive to navigate tight curves and look more realistic
- Operating headlight
- Illuminated number boards
- Operating ditch lights
- Illuminated, detailed cab interior

- Traction tires
- Metal frame
- Fan-driven smoke unit
- Die-cast metal trucks, pilots, and fuel tank
- Separately applied metal details
- Cab window glass
- Engineer and conductor figures
- Minimum Curve: S-36
- Length: Approx. 14 ½”

A. 6-42533 Savannah and Atlanta LEGACY \$479.99 NEW!

6-42534 Savannah and Atlanta Non-Powered \$239.99 NEW!

B. 6-42531 Reading LEGACY \$479.99 NEW!

6-42532 Reading Non-Powered \$239.99 NEW!

C. 6-42535 Virginian LEGACY \$479.99 NEW!

6-42536 Virginian Non-Powered \$239.99 NEW!

D. 6-42537 Wabash LEGACY \$479.99 NEW!

6-42538 Wabash Non-Powered \$239.99 NEW!

MATCHING CYLINDRICAL HOPPERS

E. 6-48659 Savannah and Atlanta \$79.99 NEW!

F. 6-48658 Reading \$79.99 NEW!

G. 6-48660 Virginian \$79.99 NEW!

H. 6-48661 Wabash \$79.99 NEW!


POWERED AND NON-POWERED ENGINE AVAILABLE FOR EACH ROAD NAME

SUPPORTS SWITCH TO LIONEL SCALE WHEELS (SOLD SEPARATELY, AVAILABLE SOON THROUGH CUSTOMER SERVICE)

NEW



NEW



NEW



NEW



2-8-8-2 STEAM LOCOMOTIVES

Two new road numbers of this beautiful scale steamer to add to your Santa Fe or N&W fleet!

Locomotive Features:

• **LEGACY Control System** equipped — able to run in LEGACY Control mode, Trainmaster Command Control mode or in Conventional mode with a standard transformer

• **AF Speed Control** with On/Off switch lets your locomotive operate smoothly and consistently over grades and through curves

• **LEGACY RailSounds** sound system featuring:

- CrewTalk dialog and TowerCom announcements, each with different scenarios depending on whether the locomotive is in motion or stopped
- Six official preset speeds with CrewTalk dialog
- DynaChuff synchronized chuffing that shifts through 15 levels of intensity as the locomotive gains speed

- LEGACY 'Real-Time Quilling Whistle' control with instant response for realistic signature 'quilling' and correctly timed warning signals
- Single hit or continuous mechanical bell sounds
- Independently adjustable volume control

All-new Scale tooling

- **Wireless Tether** connection between locomotive and tender
- Two powerful motors with momentum flywheel
- **ElectroCoupler** on rear of tender
- Operating headlight and classification lights
- Directional lighting, including backup light on rear of tender
- Illuminated number boards
- Interior illumination in cab
- Die-cast metal locomotive body, frame, and trucks
- Traction tires

- Opening hatches
- Synchronized fan-driven smoke unit
- Separately applied metal details
- Separately applied builder's plates
- Cab window glass
- Variable ashpan glow
- Flickering firebox
- Engineer and fireman figures
- Die-cast metal tender body and trucks
- "Doghouse"-style tender on N&W
- Prototypical road-specific details
- Length: Approx. 21 1/2"
- Minimum Curve: 36" diameter

6-48197 ATSF \$999.99 NEW!

6-48198 Norfolk and Western \$999.99 NEW!

NEW



NEW

ACCESSORIES

A. ALL-NEW S-SCALE TELEPHONE POLES!

Introducing a new assortment of scale-sized telephone poles that are highly realistic. A variety of pole styles in one pack of six.

Features:

- Pack of six poles
- Insulators, transformers, and lights on poles as depicted in image
- Metal details
- Height: Approx. 5 3/8"

6-49872 \$39.99 NEW!

B. ELEVATED GILBERT OIL TANK

- A great match for the previously released 6-49851 Oil Storage Tank
- Realistic S Gauge size
- Metal platform and walkways
- Operating yard light
- Elevated oil tank
- Dimensions: 4" x 7" x 5"

6-49877 \$79.99 NEW!

C. WATER TOWER WITH SHED

- New tower design
- Illuminated interior
- Realistic structural details
- Dimensions: Approx. 8 1/2" x 6 1/2" x 5 1/2"

6-49876 \$89.99 NEW!

D. FLOODLIGHT TOWER

- Metal platform, ladder, and lamp sockets
- Four operating lights
- Dimensions: 5" x 6" x 13"

6-49847 \$99.99

E. AMERICAN FLYER REPLACEMENT WHEEL AND AXLE PACKS

- Wheels and axles pre-assembled
- Set of six
- Designed for Traditional American Flyer track operation

6-49875 \$19.99 NEW!

F. TRUSS BRIDGE

- Stamped metal base
- Plastic truss girder sides
- Length: 10 3/4"
- Width: 4 3/4"

6-49845 \$22.99


6-49830 S Gauge Fiber Pins (not shown) \$2.19

6-49831 S Gauge Steel Pins (not shown) \$2.19

NEW




NEW



NEW



D.




NEW

E.




F.



More track options for your layout! Expand your empire with crossings, crossovers, bumpers, switches, and more straight and curve options.

A. 10" STRAIGHT TRACK

6-49852 \$5.99




A.

NEW

B. 30" STRAIGHT TRACK

6-49862 \$15.99 **NEW!**




B.

C. TRANSITION TRACK

- Connects with traditional American Flyer track
- Length: 10"


6-49858 \$9.99 **NEW!**



C.


D. 5" HALF STRAIGHT TRACK

6-49867 \$5.49



D.

OUR AF FASTRACK LINE IS EXPANDING!





E.

NEW

E. 10" TERMINAL TRACK

6-49854 \$8.99




F.

F. HALF R20 CURVE TRACK

- 20" radius or 40" diameter

6-49878 \$5.99 **NEW!**




G.

G. R20 CURVE TRACK

- 12 30-Degree sections per circle
- 20" radius or 40" diameter

6-49853 \$6.49



H.

NEW

H. R27 WIDE RADIUS CURVE

- 27" radius or 54" diameter

6-49859 \$8.49 **NEW!**

A. 45-DEGREE CROSSOVER

- Length: Approx. 9" x 9"

6-49863 \$25.99 **NEW!**

B. 90-DEGREE CROSSOVER

- Length: Approx. 5" x 5"


6-49864 \$25.99 **NEW!**

**C. STRAIGHT TRACK WITH
LIGHTED BUMPER**


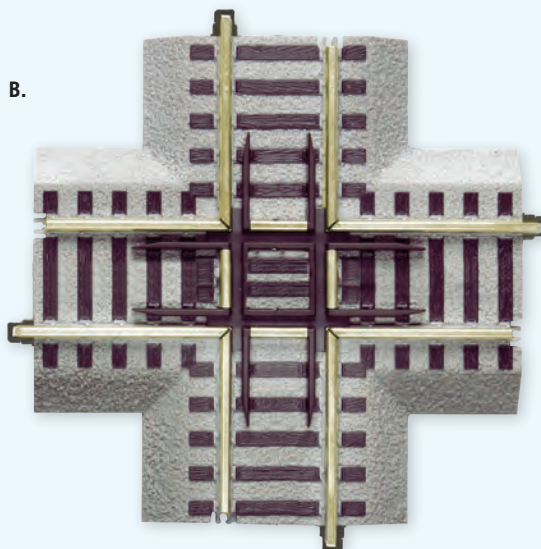
- Illumination on bumper head
- Two per package
- Length: 5"

6-49866 \$32.99 **NEW!**


NEW



NEW



NEW



NEW

C. GRADE CROSSING WITH GATES AND FLASHERS

- Operating crossing gates, flashers, and bell sounds
- Length: 10"

6-49865 \$159.99 NEW!

AF FASTRACK SWITCHES

Bulletproof switches are the foundation of any track system. They allow you to grow and expand your layout. AF Fastrack switches are second to none when it comes to durability and innovative features. Manual, Remote, and Command switches are all available for each type of switch offered.

The new AF Command Control switches can be activated with a CAB-1, CAB-1L, or CAB-2 remote controller.

E. 6-49857 R20 Left Hand Remote Switch \$99.99


6-49856 R20 Right Hand Remote Switch (not shown) \$99.99

6-49868 R20 Left Hand Manual Switch (not shown) \$49.99 NEW!

6-49869 R20 Right Hand Manual Switch (not shown) \$49.99 NEW!

6-49870 R20 Left Hand Command Control Switch (not shown) \$119.99 NEW!

6-49871 R20 Right Hand Command Control Switch (not shown) \$119.99 NEW!



E.

At Lionel, we are committed to providing our customers with superior-quality products and service. It is a commitment shared by our many Lionel Authorized Dealers and Lionel Authorized Service Centers around the country. To locate a Dealer or Service Center near you, call 1-800-4LIONEL (1-800-454-6635).

Or, call the Lionel Customer Service Center at 586-949-4100. You can also e-mail us at talktous@lionel.com or visit our website at www.lionel.com. Our knowledgeable staff is always eager to help you fully enjoy the magical world of Lionel model trains.

The following Lionel marks are used throughout this catalog and are protected under law. All rights reserved.

Lionel®, LEGACY™, TrainMaster®, Odyssey®, RailSounds®, CrewTalk™, TowerCom™, DynaChuff™, StationSounds™, FastTrack®, Pullmor®, ElectroCoupler™, American Flyer®, TMCC®, Lionelville™, Wireless Teether™

Any reproduction, transmission, or dissemination of the material here in is strictly prohibited.

Trademarks owned by Lionel L.L.C. are indicated throughout this document. Items depicted in this catalog are subject to change in price, color, size, design, and availability. Verify features on product package. Retail prices are suggested. See your Authorized Lionel Dealer for more information.



6301 Performance Drive
Concord, NC 28027
United States of America
Phone: 586-949-4100
E-mail: talktous@lionel.com
www.lionel.com



0 23922 20082 2

