

# LIONEL

VOLUME 2 CATALOG 2012





# Table of Contents

Welcome from the CEO	3
A Guide to Product Features	4-5
Some Lionel Basics	5

## STANDARD O SCALE

Sets	6-15
Steam Engines	16-29
Norfolk Southern Heritage Series	30-37
Motorized Units	38-41
Diesel Engines	42-61
Freight Cars	62-74
Passenger Cars	74-75

## TRADITIONAL O GAUGE

Train Sets	76-87
Postwar Inspired	88-95
Freight Cars	96-103
Halloween	104-105

## ACCESSORIES

Accessory Bundles	106-109
Trackside	112-118
Lionelville	119-122
Miscellaneous	123

## CONTROL SYSTEMS

124-131
---------

## TRACK

FasTrack	132-137
O-27 Track	138-139
O-Gauge Track	140

## AMERICAN FLYER

AF Scale	142-147
AF Traditional	148-151
AF FasTrack	152-153

The Electric RR Co.	154
---------------------	-----

ROAD NAME INDEX	155
-----------------	-----

LIONEL RAILROADER CLUB	Back Cover
------------------------	------------

## Keep in touch with Lionel

[lionel.com](http://lionel.com)

Facebook: [pages/Lionel-LLC](https://www.facebook.com/Lionel-LLC)

Twitter: [@Lionel\\_LLC](https://twitter.com/Lionel_LLC)

Google+: [Lionel Trains](https://plus.google.com/+LionelTrains)

American Flyer

History, modeling tips, and more: [lionelllc.wordpress.com](http://lionelllc.wordpress.com)

The following Lionel marks are used throughout this catalog and are protected under law. All rights reserved.

Lionel®, LEGACY™, TrainMaster®, Odyssey®, RailSounds®, CrewTalk™, TowerCom™, DynaChuff™, StationSounds™, Pullmor®, ElectroCoupler™, Magne-Traction®, CAB-1® Remote Controller, American Flyer®, Lionel ZW®, ZW®, MagniVision®, TMCC®, Lionelville™, Wireless Tether™, Powerhouse™, LionMaster®, Conventional Classics™, Postwar Celebration Series™, TruRail™, PH-1 Powerhouse®, Powermaster®, Powerstation-Powerhouse®, Accessory Motor Controller™, AMCT™, Accessory Switch Controller™, ASC™, Action Recorder Controller™, ARC™, Track Power Controller 300™, TPC 300™, Track Power Controller 400™, TPC 400™, Block Power Controller™, BPC™, Operating Track Controller™, OTC™, FatBoy™, Lionel Lines®, Joshua Lionel Cowen Series™, Lionel Kiddie City®, Lionel Playworld®, Lockon®, TrainSounds™, MultiHorn™, MultiWhistle™, Choo-Choo™

TMs belonging to Union Pacific are All Rights Reserved. TMs belonging to Canadian Pacific are All Rights Reserved. TMs belonging to CSX are All Rights Reserved. TMs belonging to AMTRAK are All Rights Reserved. TMs belonging to NJ Transit are All Rights Reserved. All marks belonging to CN or BNSF are of their respective owners. Pittman® is a registered trademark of Pittman, a PennEngineering company.

Any reproduction, transmission, or dissemination of the material here in is strictly prohibited. Trademarks owned by Lionel L.L.C. are indicated throughout this document. Items depicted in this catalog are subject to change in price, color, size, design, and availability. Verify features on product package. Retail prices are suggested. See your Authorized Lionel Dealer for more information.

## Instructional Service Videos



NOW INCLUDED ALONG WITH THE OWNER'S MANUALS  
AVAILABLE ON [WWW.LIONEL.COM](http://WWW.LIONEL.COM)!



# Road Name Index

Easily find the pages of the road names that interest you

Alaska	20, 42, 46
Alberta	146
Baldwin Locomotive Works	72
Baltimore & Ohio	58
Bethlehem Steel	16
Boston & Albany	22
Boston & Maine	22
Burlington	54, 56
Burlington Northern	50, 52, 69
Burlington Northern Santa Fe	40, 52, 64
Canadian National	12, 14, 40, 49, 62, 64, 66
Canadian Pacific	16, 60, 72
Cass Scenic	16
Central of Georgia	36
Central Pacific	19
Central Railroad of New Jersey	28, 144, 146
Chesapeake & Ohio	19, 39, 44, 94
Chessie	48, 66
Chicago & Alton	28
Chicago & Northwestern	50, 66
Cibro	62
Clinchfield	48, 66
Conrail	12, 36, 54, 64
CSX	12, 40, 48, 50, 64, 66
Delaware & Hudson	58, 142
Delaware, Lackawanna and Western	144, 146
DM&IR	70
Erie	18, 144, 146, 148
Erie Lackawanna	102
Frisco	50, 52, 66, 148
GATX	62
Grand Trunk Western	54, 64, 66
Great Northern	20, 44, 52, 68, 74, 80
Illinois Central	22, 88, 142
Illinois Terminal	144, 146
Interstate	34
Kansas City Southern	38, 49
Lehigh Valley	36, 42, 46
Lionel Lines	102

Lionelville & Western	18, 72
Long Island Rail Road	102
Louisville & Nashville	18, 44, 56, 66
Maintenance of Way	39, 40
Meadow River	16
Merrill & Ring Lumber	71
Michigan Central	22
Milwaukee Road	20, 56, 142
Minneapolis & St. Louis	148, 150
Missouri–Kansas–Texas	18, 50, 71, 148
Monon	46
Monongahela	32
N de M	60
New Haven	18, 42
New York Central	6, 38, 41, 58, 74, 82, 88, 144, 146
Nickel Plate	32, 42, 46
NJ Transit	82
Norfolk and Western	8, 34, 42, 50
Norfolk Southern	30, 32, 40, 54, 144, 146
Northern Pacific	38, 44, 52, 70, 74
Penn Central	32, 42, 72, 142, 144, 146
Pennsylvania	34, 40, 42, 54, 58, 60, 68, 78, 94, 102, 146, 148, 150
Pere Marquette	18
Pickering Lumber	16
Railway Express Agency	102
Rio Grande	20, 39, 56
Rock Island	19, 44, 69, 80, 93
Santa Fe	22, 26, 44, 52, 68, 74, 88, 102, 142, 148
Seaboard	42, 46, 60, 70
Southern	20, 32
Southern Pacific	10, 20, 22, 24, 39, 58
U.S. Marine Corps	91
U.S. Navy	90
Union Pacific	26, 40, 44, 64, 92
Virginian	72
Wabash	56, 69, 88
West Side Lumber	72
Western Maryland	16, 56
Western Pacific	56, 102, 150
Weyerhaeuser	16, 19, 72





Dear Friends,

It's hard to believe but 2012 is quickly coming to a close. As we look back, we think you'll agree there have been a lot of exciting products released this year. We've expanded our American Flyer line, we've released the highly-acclaimed Centipede and 4-12-2 offerings, plus we've added entertaining items like the Peanuts® and Hershey's® ready-to-run sets. We've also succeeded in leveling out our deliveries so that your favorite products aren't all coming out at the end of the year!

But the year isn't over – there's still a lot to look forward to from now until Christmas. Featured in this catalog you'll see the 0-4-0 "Shifter" steam locos, the F3 Wabash AB set and a separate A unit, single Centipede units, the Railroad Speeders, Auto Carrier 2-packs, the Great Northern Mountain Mover Set, plus a key new element to our "power" options, the GW-180 Transformer.

I don't want to forget two exciting developments in our low-end line either. Our new Thomas & Friends™ Remote Train Set powered by a wallpack power supply makes it simple to plug in without any intimidating wires to connect. Perfect for the younger kids in your family. And, as I've discussed before, we have our USA-made boxcars, shown on pages 96-99.

We think you'll also find a lot to look forward to in our products slated for 2013 release. Early in the year, we're offering a wide array of new scale-sized sets, including the "Water Level Route" Freight set pulled by a New York Central 4-8-2 Mohawk steam locomotive. There's a new Pocahontas passenger set featuring the classic N&W J-Class engine. Diesel fans will be particularly happy to see that the TankTrain cars are returning in a third set, this one pulled by an SD40T-2 "Tunnel Motor" locomotive. We're also proud to show you the Norfolk Southern ES44AC heritage series locomotives that were first announced back in March – with matching hoppers and cabooses, too.

Additionally, we're featuring a few additions to the LEGACY Control System and power product lines. For conventional fans looking for a simplified way to get involved with LEGACY command control operations and for LEGACY users who want an economical way to add operators, we are offering the LEGACY CAB-1L and Base-1L, each sold separately or as a set. And, as mentioned earlier, the new GW-180 Transformer is a great mid-range option between the CW-80 and the ZW-L Transformers.

Finally, we've got plenty of choices in American Flyer as well! Be sure to check out the Norfolk Southern Heritage SD70ACe's with matching scale cylindrical hoppers. And don't worry, we haven't forgotten the traditional Flyer fans either. Our new American Flyer initiative is all aimed at providing the growing number of S-Gaugers exactly what you're looking for.

That's all to say there's a lot in store for Lionel fans everywhere. So thanks for all your interest and support this year. And I extend my best wishes for the upcoming holiday season and the year to come.

Regards,

**Jerry Calabrese**  
President and CEO  
Lionel Electric Trains



# LIONEL'S DETAILED GUIDE TO PRODUCT FEATURES

## 1. OPERATION

### TRANSFORMER CONTROL

All Lionel locomotives—from the most sophisticated to the most basic—can be controlled by a standard transformer. Even older transformers can run our most advanced models.



### LEGACY CONTROL SYSTEM

This revolutionary control system allows you to run your LEGACY Control System-equipped locomotive just like a real engineer runs his trains. With its enhanced sounds and 200 speed steps, this system allows properly equipped engines to function with unparalleled options. The CAB-2 Remote Controller has an LCD screen display, vibration that simulates the effort of the locomotive, and other exciting operating features. The new CAB-1L Remote Controller is a simplified alternative to unlock many LEGACY features.



### ODYSSEY II SPEED CONTROL

Slow speed and start-up operation are smooth and steady with ODYSSEY II Speed Control. Watch your locomotive as it creeps through the yard or fights up a grade without hesitation.



### TRAINMASTER COMMAND CONTROL

Locomotives equipped with the classic TrainMaster Command Control system are controlled by commands from your CAB-1 or CAB-2 Remote Controller. **ElectroCouplers**, basic sounds, and multiple unit lash-ups are all at your fingertips as you walk around your layout.



### ELECTROCOUPLERS

(LEGACY OR TMCC required)

Open these couplers anywhere on the layout—without uncoupling track sections. The CAB-1 or CAB-2 Remote Controller activates the **ElectroCouplers**. Also, be sure to listen for authentic sounds of the coupler in operation with the RailSounds sound system.



### WIRELESS TETHER CONNECTION

Looking to enhance the appearance of Lionel steam locomotives, we developed the exclusive infrared **Wireless Tether** connection so that the locomotive and tender can communicate without cumbersome wiring between the units.



### MAGNE-TRACTION

On some classic or Postwar locomotives, the wheels are magnetized, increasing track adhesion for extra traction and stability around curves.

### TRACTION TIRES

One or more of the driving wheels are fitted with rubber tires for extra pulling power and stability for hauling long strings of cars. Traction tires grip the rails, enhancing tractive effort.

## 2. SOUND AND SMOKE



### RAILSOUNDS

Widely regarded as the industry standard, the impressive RailSounds sound system brings the real sounds of the railroad to your layout. From the mechanical symphony of the locomotives, to the commotion of the station, you will be impressed by the digitally recorded samples of these special and authentic sounds.

### LEGACY REAL-TIME QUILLING WHISTLE/QUILLING HORN

On the CAB-2 remote, push up and ring the warning bell control button one ring at a time with your own rhythm signature! Pull down on the lever and the horn/whistle responds with increasing intensity. Like a real engineer, you develop your own signature sound, "quilling" the steam whistle or changing the harmonics and intensity of the diesel horn.

### BRAKING SOUNDS

Press the brake button on your CAB-2, CAB-1L, or CAB-1 Remote Controller, or rapidly decrease your throttle and listen for the screeching of your locomotive's brakes.

### START-UP AND SHUT-DOWN

Listen as the diesel engine turns over or the steam locomotive comes to life. You will also hear the sounds of the giant locomotive gradually fade away when you turn off power.

### LEGACY SEQUENCE CONTROL

Press and hold AUX1 on your CAB-2, CAB-1L, or CAB-1 and experience the latest LEGACY RailSounds feature: Sequence Control. Using just the throttle, hear brake release, bell, whistle signals and corresponding dialog as your train traverses an entire journey from departure to destination.

### LEGACY FUELING AND CURRENT SPEED

While stopped, hear the sounds of refueling (water, coal, or diesel fuel.) In motion, command your engineer to speak his current railroad speed and fuel levels. All at the touch of a button from your CAB-2, CAB-1L, or CAB-1.

### DIESEL RPM

Throttle up your locomotive and listen as the locomotive's RPMs increase. While the RPM sounds automatically intensify with the speed of the engine and the power supplied to the track, you can also fine-tune the levels with your Remote Controller.

### DYNACHUFF

A favorite feature among steam fans, DynaChuff is the varying intensity of the locomotive's chuffing, synchronized with the speed of the locomotive.

### CREWTALK COMMUNICATION AND TOWERCOM ANNOUNCEMENTS

(LEGACY required for complete feature set)

This is radio communication between your locomotive and tower. "You're cleared outbound", orders the dispatcher and the engineer replies. You can trigger different conversations, depending on your choice of button-press and whether the locomotive is in motion or stopped. Change to any of six railroad speeds with accompanying dialog or hear your engineer report his status while en route.

### STATIONSOUNDS

With a StationSounds-equipped passenger car, you will hear the station's loudspeaker announce arrivals and departures. En route, the conductor makes dining reservations and station stop announcements.

### SMOKE

Fan-driven smoke units provide a steady flow of smoke, and puffing smoke units create short blasts of smoke as the locomotive moves along the track. For the most realistic smoke effects, synchronized smoke units coordinate the blasts of smoke with the revolution of the drivers and the DynaChuff sounds of the locomotive.

### STEAM EFFECT

These smoke effects bring select steam locomotives to life like never before. Each steam effect features a blast of smoke to simulate steam shooting from the whistle, blowdown, or cylinder valves, often along with the authentic corresponding sound.



At Lionel, we are proud to present the finest, most advanced locomotives—powerful models with tried-and-true performance and cutting-edge technology. Over the years, we have revolutionized this great hobby with advances in locomotive traction, train operation, and on-board sounds. Use this guide to learn about the incredible features offered by Lionel locomotives.

## 3. ILLUMINATION

### DIRECTIONAL LIGHTING

When in reverse, Command Control equipped diesel locomotive headlights will shut off. The rear light or headlight of a second diesel will then illuminate. In Command Control equipped steam locomotives, the headlight remains illuminated in forward or reverse operation. Additionally in reverse, the tender back-up light will shine on tenders equipped with that feature.

### CLASSIFICATION LIGHTS AND MARKER LIGHTS

Classification lights are located on the boiler front or top of some steam locomotives, while marker lights are on the rear of some steam locomotive tenders. These lights are also located on the ends of some diesel locomotives.

### LIGHTED NUMBER BOARDS

Brightly illuminated, the locomotive's unique road number is displayed on the boiler top of some steam locomotives and on the ends of some diesel locomotives.

### STROBE LIGHT

This flashing warning light is located on the cab roof of some diesel locomotives.

### DITCH LIGHTS

These low-mounted lights serve as close-range secondary headlights on some diesel locomotives.

### GROUND LIGHTS

These low mounted lights are located below the cab on the sides of some diesels. They face downward toward the ground to help drivers gauge diesel movement at slow speeds.

### GLOWING FIREBOX AND FLICKERING FIREBOX

A red glow steadily emanates from the firehole inside of the cab of Lionel steam locomotives equipped with the glowing firebox. Steam locomotives equipped with a flickering firebox create the illusion of a live fire “flickering” within.

### VARIABLE ASHPAN GLOW

Start up a Lionel steam locomotive equipped with this feature and look for a red glow on the outside of the locomotive between the ashpan and firebox. As speed increases, the light grows brighter, simulating the increased draft onto the fire.

## SOME LIONEL BASICS

### GAUGE

On the real railroads as well as toy trains, gauge refers to the distance between the outside rails of the track. Lionel O gauge track systems—which include O, O-27, and FasTrack—all measure 1 ¼” between the outer rails. Any O gauge car or locomotive can ride on Lionel O gauge track, as long as the curve track used on your layout can accommodate your particular cars (see Minimum Curve section below).

Lionel G gauge track, which is wider than O gauge, supports G gauge cars and locomotives. Lionel S gauge track is narrower than O, and supports American Flyer and other S gauge cars.

### SCALE

Scale measures the relationship between a model and the real thing. Most Lionel cars generally measure about 1:48 scale. This relationship is approximate for the Lionel Traditional line of cars and locomotives, which typically can run on layouts with tight curves (like O-27 or O-31). Lionel Standard O freight cars and engines, which are made to be as exact as possible to 1:48 scale, oftentimes require a wider minimum curve, such as O-36 or more.

### MINIMUM CURVE

This measurement is very useful in purchasing track, locomotives, and rolling stock that are compatible with one another. For example, assemble O-72 curved track into a circle and you will have a 72” diameter layout. Assemble

O-31 curved track into a circle, and you will have a layout 31” in diameter. A locomotive with a Minimum Curve requirement of O-31 will run on a layout with O-72 curves, but a locomotive with a Minimum Curve requirement of O-72 will not run on a layout with O-31 curves.

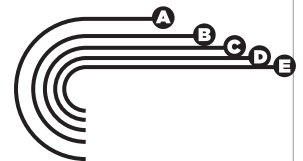
### TRADITIONAL vs. STANDARD O

Lionel O gauge locomotives and rolling stock are divided into two basic categories—Traditional and Standard O. Both lines are O gauge and can be run together if Minimum Curve requirements allow. Generally, the difference is a matter of size and consistent proportions. Traditional locomotives are sized for Traditional Rolling Stock, and Standard O locomotives are sized for Standard O Rolling Stock. Some other distinguishing features of each category are listed below.

### RECOMMENDED MINIMUM CURVE

Lionel locomotives and rolling stock are thoroughly tested to determine their Minimum Curve requirement. In some cases, a Lionel car or locomotive may be able to easily negotiate most, but not all, possible track configurations for that Minimum Curve. For these products, a Recommended Minimum Curve is also given. This larger measurement allows for all combinations of Lionel track and switches.

Curves	Diameter
A O72	72”
B O54	54”
C O36	36”
D O31	31”
E O27	27”



### LIONEL TRADITIONAL

- Based on classic Lionel designs
- Approximate scale proportions
- Perfect additions to Lionel ready-to-run train sets
- Can run on any O gauge track curve, even O-27 (unless noted otherwise)

### LIONEL STANDARD O OR 1:48 O SCALE

- Accurate reproductions of rolling stock and locomotives
- Scale proportions
- Super-detailed with many separately applied parts
- Check the Minimum Curve requirement for each car or locomotive



# NEW YORK CENTRAL WATER LEVEL STEAM FREIGHT SET

Racing across New York Central territory from the East Coast to the Great Lakes, the mighty Mohawk rushes a variety of cars to their final destinations along the line.

From the LEGACY and RailSounds equipped locomotive to the wood-sided caboose, each set component features intricate details and exquisite steam-era decoration.

## Set Includes

- 6-11412 Mohawk Steam Locomotive and Tender
- 6-29769 Double-sheathed Boxcar
- 6-29770 Offset Hopper
- 6-29780 8,000 Gallon Tank Car
- 6-29781 Wood-sided Caboose


## Mohawk Steam Locomotive (in set and separate sale) Features

- **LEGACY Control System** equipped – able to run in LEGACY Control mode, in TrainMaster Command Control mode, or in Conventional mode with a standard transformer
- **Odyssey II Speed Control** with On/Off switch
- **LEGACY RailSounds** system featuring:
  - CrewTalk dialog and TowerCom announcements, each with different scenarios depending on whether the locomotive is in motion or stopped
  - Six official railroad speeds with CrewTalk dialog
  - DynaChuff synchronized with 32 levels of intensity as the locomotive gains speed
  - LEGACY "Real-Time Quilling Whistle" control with instant response for realistic signature 'quilling' and correctly timed warning signals
  - Single hit or continuous mechanical bell sounds
  - Sequence Control plays the sound effects of an entire trip, including warning sounds and announcements, based on the movement and speed of the locomotive
  - Current speed and fuel dialog, refueling sound effects

- Powerful maintenance-free motor with momentum flywheel
- **Wireless Tether** connection between locomotive and tender
- **ElectroCoupler** on rear of tender
- Directional lighting including operating headlight and back-up light on rear of tender
- Illuminated classification lights on the front of locomotive
- Traction tires
- Fan-driven smoke unit
- Adjustable smoke output
- Interior illumination in cab
- Die-cast metal locomotive body, pilot, and frame
- Die-cast metal tender body and trucks
- High level of separately applied metal details
- Separately applied builder's plates
- Authentically detailed cab interior
- Flickering firebox in cab
- Cab glass windows
- Engineer and fireman figures
- Minimum Curve: 0-54 (loco only)
- Length: 25 1/2" (loco only)

## Rolling Stock Features

- Die-cast metal sprung trucks with operating couplers (except caboose)
  - Die-cast metal trucks with operating couplers on caboose
  - Hidden uncoupling tabs
  - Separately applied metal underframe details, opening doors, simulated wood-sheathed exterior, and steam-era Fishbelly-style underframe on boxcar
  - Die-cast metal frame and body, removable single-piece coal load, and opening bottom hatches on hopper
  - Separately applied metal details on tank car
  - Separately applied metal underframe details, smoke unit with On/Off control, and interior illumination on caboose
  - Minimum Curve: 0-31 (freight cars)
  - Set Minimum Curve: 0-54
  - Set Length: 64"
  - Each car in set individually boxed
- A. 6-29364 NYC Water Level Steam Freight Set \$1,599.99**  
**B. 6-11411 NYC Mohawk #2854 \$1,299.99**



A







ALL ITEMS  
2013  
DELIVERY





# "THE POCAHONTAS" PASSENGER SET

Named for the famous daughter of Chief Powhatan, "The Pocahontas" was one of the most famous passenger trains operated by the N&W. This luxurious train made overnight runs between Norfolk, Virginia and Cincinnati, Ohio.

Decorated in the maroon and gold livery of the 1950s, this beautiful set is pulled by an iconic N&W J-Class locomotive, equipped with LEGACY and the Rail-Sounds sound system.

## Set Includes

- 6-11431 J-Class Locomotive and Tender
- 6-25777 Combination Baggage/Chair Car
- 6-25778,9 Two Coaches
- 6-25780 Observation Car

## J-Class Locomotive (in set and separate sale) Features

- **LEGACY Control System** equipped — able to run in LEGACY Control mode, in TrainMaster Command Control mode, or in Conventional mode with a standard transformer
- Odyssey II Speed Control with On/Off switch
- **LEGACY RailSounds** sound system featuring:
  - CrewTalk dialog and TowerCom announcements, each with different scenarios depending on whether the locomotive is in motion or stopped
  - Six official railroad speeds with CrewTalk dialog
  - DynaChuff synchronized with 32 levels of intensity as the locomotive gains speed
  - LEGACY "Real-Time Quilling Whistle" control with instant response for realistic signature 'quilling' and correctly timed warning signals
  - Single hit or continuous mechanical bell sounds
  - Sequence Control plays the sound effects of an entire trip, including warning sounds and announcements, based on the movement and speed of the locomotive
  - Current speed and fuel dialog, refueling sound effects

- Powerful maintenance-free motor with momentum flywheel
- **Wireless Tether** connection between locomotive and tender
- **ElectroCoupler** on rear of tender
- Directional lighting including operating headlight and back-up light on rear of tender
- Illuminated classification lights on the front of locomotive
- Traction tires
- Fan-driven smoke unit
- Adjustable smoke output
- Interior illumination in cab
- Die-cast metal locomotive body, pilot, and frame
- Die-cast metal tender body and trucks
- High level of separately applied metal details
- Separately applied builder's plates
- Authentically detailed cab interior
- Flickering firebox in cab
- Cab glass windows
- Engineer and fireman figures
- Minimum Curve: 0-54 (loco only)
- Length: 28" (loco only)

## Passenger Cars Feature

- Die-cast metal sprung trucks and operating couplers with hidden uncoupling tabs
- 18" extruded aluminum body
- Operating end vestibules with flexible diaphragms
- Realistic interior and exterior lighting
- Separately applied windows with painted frames
- Separately applied roof vents and grab handles
- Separately applied metal underframe details
- Opening doors
- Metal frame
- Authentically detailed and painted interior
- Overhead interior lighting with On/Off switch
- Passenger and train crew figures
- Illuminated marker lights and end light on observation car
- Illuminated drumhead on observation car
- Minimum Curve: 0-54
- Length: 18" (each passenger car)
- Set Minimum Curve: 0-54
- Set Length: 104"

- A. 6-29365 "The Pocahontas" Passenger Set **\$1,949.99**  
 B. 6-11414 N&W J-Class #612 **\$1,299.99**



B



A





ALL ITEMS  
2013  
DELIVERY





# SOUTHERN PACIFIC TANKTRAIN “OIL CAN” SET

Through the blazing heat of Southern California, the SD40T-2 battles down the mainline with a string of TankTrain tank cars in tow. The cars are loaded and unloaded at one end to make handling their load more efficient.

The cars feature flexible hoses to match the prototype, while the highly detailed locomotive is equipped with LEGACY and the industry standard RailSounds sound system.

Expand the realism of your set with the add-on TankTrain 3-pack and a second LEGACY engine.

## Set Includes

- 6-38921 SD40T-2 Locomotive
- 6-29761 Four TankTrain Cars

## SD40T-2 Locomotive (in set and separate sale) Features

- **LEGACY Control System** equipped – able to run in LEGACY Control mode, in TrainMaster Command Control mode, or in Conventional mode with a standard transformer
- **Odyssey II Speed Control** with On/Off switch
- **LEGACY RailSounds** sound system featuring:
  - CrewTalk dialog and TowerCom announcements, each with different scenarios depending on whether the locomotive is in motion or stopped
  - Six official railroad speeds with Crewtalk dialog
  - Eight diesel RPM sound levels
  - LEGACY “Real-Time Quilling Whistle” control with instant response for realistic signature ‘quilling’ and correctly timed warning signals
  - Single hit or continuous mechanical bell sounds
  - Sequence Control plays the sound effects of an entire trip, including warning sounds and announcements, based on the movement and speed of the locomotive
  - Current speed and fuel dialog, refueling sound effects

- Front and rear **ElectroCouplers**
- Dual powerful maintenance-free motors with momentum flywheels
- Refined Conventional Transformer Control Mode with lower starting speeds
- Traction tires
- Fan-driven smoke unit
- Adjustable smoke output
- Directional lighting including LED headlights
- Operating marker lights on front and rear
- Illuminated number boards
- Lighted cab interior
- Operating ditch lights
- Die-cast metal trucks, pilots, and fuel tank
- Metal frame
- High level of separately applied metal details
- Engineer and conductor figures
- Minimum Curve: 0-31
- Length: 17” (loco only)

## TankTrain Cars (in set and 3-pack) Feature

- Die-cast metal sprung trucks with rotating bearing caps and operating couplers with hidden uncoupling tab
- Separately applied metal details
- Flexible hoses between cars
- Flashing red ETD (end car only)
- Minimum Curve: 0-31 (cars)
- Length: 15 ½” each (each car)
- Set Minimum Curve: 0-31
- Set Length: 79”
- Each car in set individually boxed

**A. 6-29366** TankTrain “Oil Can”  
Set **\$849.99**


**B. 6-38922** Southern Pacific SD40T-2  
LEGACY #8326 **\$529.99**

**C. 6-29765** TankTrain Add-On  
3-Pack **\$239.99**

## Non-Powered SD40T-2 (not shown)

- Die-cast metal trucks, pilots and fuel tank
- Front and rear magnetic couplers
- Select separately applied details
- Minimum Curve: 0-31
- Length: 17”

**6-38923 \$259.99**



A







UNIQUE  
ROAD NUMBER  
ON EVERY  
CAR

3-PACK





# MOTOR CITY EXPRESS

## CSX MODERN AUTO CARRIER SET

This special Standard O scale set spotlights a brand new freight car in the Lionel line! A Standard O Scale LEGACY SD80MAC leads this modern freight consist, featuring the newly tooled 89' Auto Rack Car. Like real auto carriers, the end doors open to reveal a bi-level rack divider in the interior. And the last car in the set also features an end of train device light. You can even load these Auto Rack Cars with autos that will be sold separately by Lionel.

Expand this special set with an additional powered and non-powered diesel and additional Auto Rack Cars.

### Set Includes

- 6-38581 Scale CSX SD80MAC LEGACY #809
- 6-27465 CSX 89' Auto Rack Car
- 6-27468 Grand Trunk 89' Auto Rack Car
- 6-27466 Union Pacific 89' Auto Rack Car
- 6-27467 Santa Fe 89' Auto Rack Car

### LEGACY SD80MAC (in set and separate sale) Features

- **LEGACY Control System** equipped — able to run in LEGACY Control mode, in TrainMaster Command Control mode, or in Conventional mode with a standard transformer
- **Odyssey II Speed Control** with On/Off switch

### • LEGACY RAILSOUNDS sound system featuring:

- CrewTalk dialog and TowerCom announcements, each with different scenarios depending on whether the locomotive is in motion or stopped
- Six official railroad speeds with CrewTalk dialog
- Eight diesel RPM levels
- LEGACY "Real-Time Quilling Horn" control with instant response for realistic signature "quilling" and correctly timed warning signals
- Single hit or continuous mechanical bell sounds
- Sequence Control plays the sound effects of an entire trip, including warning sounds and announcements, based on the movement and speed of the locomotive
- Current speed and fuel dialog, refueling sound effects

### • Front and rear **ElectroCouplers**

- Dual powerful maintenance-free motors with momentum flywheels
- Refined Conventional Transformer Control Mode with lower starting speeds
- Traction tires
- Fan-driven smoke unit
- Adjustable smoke output
- Directional lighting including LED headlights
- Operating marker lights
- Illuminated number boards

- Illuminated cab interior
- Oscillating ditch lights
- Die-cast metal trucks, pilot, and fuel tank
- Metal frame
- Separately applied metal details
- Engineer and conductor figures
- Minimum Curve: 0-36 (loco only)
- Length: 19 1/2" (loco only)

### 89' Auto Rack Cars (in set and separate sale) Feature

- All-new tooling
- Accurate 1:48 scale design
- Die-cast metal sprung trucks and operating couplers
- Hidden uncoupling tabs
- Rotating bearing caps on trucks
- Opening doors at both ends
- Bi-level rack in interior
- Load interior of car with Lionel auto carrier automobiles (sold separately, soon to be available by Lionel)
- ETD End-of-Train device light on rear of ATSF car
- Self-adjusting couplers allow for operation on tighter curve layouts

- Minimum Curve: 0-54 (cars)
- Length: Approx. 24" each
- Set Length: Approx. 115"
- Set Minimum Curve: 0-54
- Each car in set individually boxed

**A. 6-11180 CSX SD80 Motor City Express Set \$969.99**

**B. 6-38582 CSX SD80MAC #812 LEGACY \$529.99**

**C. 6-27473 Conrail 89' Auto Rack Car \$109.99**

**D. 6-27492 CN 89' Auto Rack Car \$109.99**

### NON-POWERED SD80MAC #804 (not shown)

- Die-cast metal trucks, pilot, and fuel tank
- Metal frame
- Separately applied metal details
- Length: 19 1/2"
- Minimum Curve: 0-36

**6-38583 \$259.99**








B

SEE PAGES  
64-65 FOR  
MORE AUTO  
RACK CARS



C



D

OPENING  
DOORS ON  
BOTH ENDS





# CANADIAN NATIONAL GP9 PIGGYBACK SET

## ROAD-TO-RAIL FREIGHT SERVICE

A familiar sight as late as the 1950's, shorter style round-nosed trailers were commonly loaded in pairs onto railroad flatcars in long train consists. At the end of the train route, the trailers were unloaded from the flatcars, hooked behind trucks and transported to their final destination over the road.

Now for the first time, Lionel offers its popular piggyback trailers in a full scale set. Included in the set is a fully featured LEGACY GP9 diesel and a newly tooled die-cast semi-tractor. Double- or triple-head your consist by adding the separate sale

powered and non-powered GP9 diesel to your piggyback service set.

### Set Includes

- 6-34668 Scale LEGACY GP9 #4463
- 6-27493 PS-4 Flatcar with Piggyback Trailers
- 6-27494 PS-4 Flatcar with Piggyback Trailers
- 6-27495 PS-4 Flatcar with Piggyback Trailers
- 6-27676 Wood-sided Caboose
- 6-37842 Semi-Tractor with Piggyback Trailer

## LEGACY GP9 (in set and separate sale) Features

- **LEGACY Control System** equipped – able to run in LEGACY Control mode, in TrainMaster Command Control mode, or in Conventional mode with a standard transformer
- **Odyssey II Speed Control** with On/Off switch
- **LEGACY RailSounds** sound system featuring:
  - CrewTalk dialog and TowerCom announcements, each with different scenarios depending on whether the locomotive is in motion or stopped
  - Six official railroad speeds with CrewTalk dialog

- Eight diesel RPM levels
- LEGACY "Real-Time Quilling Horn" control with instant response for realistic signature "quilling" and correctly timed warning signals
- Single hit or continuous mechanical bell sounds
- Sequence Control plays the sound effects of an entire trip, including warning sounds and announcements, based on the movement and speed of the locomotive
- Current speed and fuel dialog, refueling sound effects
- Front and rear **ElectroCouplers**
- Dual powerful maintenance-free motors with momentum flywheels





- Refined Conventional Transformer Control Mode with lower starting speeds
- Traction tires
- Fan-driven smoke unit
- Adjustable smoke output
- Directional lighting including LED headlights
- Operating marker lights
- Illuminated number boards
- Illuminated cab interior
- Die-cast metal trucks, pilot, and fuel tank
- Metal frame
- Separately applied metal details
- Engineer and conductor figures
- Minimum Curve: 0-36 (loco only)
- Length: 14 3/4"

#### PS-4 Flatcars Feature

- Die-cast metal sprung trucks and operating couplers
- Hidden uncoupling tabs
- Real wood flatcar deck
- Die-cast metal flatcar body
- Separately applied metal underframe details
- Bridge plates on flatcar ends raise and lower
- Load of two removable piggyback trailers
- Minimum Curve: 0-36 (flatcar only)
- Length: 14 3/4" each car

#### Piggybacks Feature

- Opening doors and adjustable landing gear
- Separately applied details
- Spare tire under each trailer
- Flexible mud flaps
- Two included with each PS-4 flatcar
- One included with each semi-tractor
- Length: 6" each trailer

#### Semi-Tractor Features

- Die-cast metal construction
- Separately applied details
- Includes one piggyback trailer load
- Length: Approx. 4"
- Set Minimum Curve: 0-36
- Set Length: 58 1/2"
- Each car in set individually boxed

- A. 6-11181 Canadian National GP-9 Piggyback Set **\$849.99**  
 B. 6-34669 Canadian National GP9 LEGACY #4455 **\$479.99**

#### NON-POWERED CN GP9 #4527 (not shown)

- Die-cast metal trucks, pilots and fuel tank
  - Front and rear magnetic couplers
  - Select separately applied details
  - Minimum Curve: 0-36
  - Length: 14 1/4"
- 6-34742 \$239.99**



Semi-Tractor with Piggyback Trailer included with set





# TWO-TRUCK SHAYS

## LEGACY SHAYS


Realizing that conventional locomotives tore up the track even though they were lighter than the heavy log cars they pulled, Civil War veteran Ephraim Shay invented the geared locomotive. Lima would go on to build 2,770 Shays, continually improving the design, including this famed two-truck version.

- **LEGACY Control System** sound equipped –able to run in LEGACY Control mode, in TrainMaster Command Control mode, or in Conventional mode with a standard transformer
- **Odyssey II Speed Control** with On/Off switch
- **LEGACY RailSounds** sound system featuring:
  - CrewTalk dialog and TowerCom announcements, each with different scenarios depending on whether the locomotive is in motion or stopped
  - DynaChuff synchronized with 32 levels of intensity as the locomotive gains speed
  - LEGACY "Real-Time Quilling Whistle" control with instant response for realistic signature 'quilling' and correctly timed warning signals
  - Single hit or continuous mechanical bell sounds
  - Sequence Control plays the sound effects of an entire trip, including warning sounds and announcements, based on the movement and speed of the locomotive
  - Current speed and fuel dialog, refueling sound effects
- Powerful maintenance-free motor with momentum flywheel
- Front and rear **ElectroCouplers**
- Directional lighting including operating headlight and back-up light on rear
- Realistic separately applied coal
- Illuminated classification lights on the front of locomotive
- Removable coal bunker for easy access sound controls
- Traction tires
- Fan-driven smoke unit
- Adjustable smoke output
- Interior illumination in cab
- Die-cast metal locomotive body, pilot, and frame
- High level of separately applied metal details
- Separately applied builder's plates
- Authentically detailed cab interior
- Flickering firebox in cab
- Opening cab roof hatch
- Cab glass windows
- Engineer and fireman figures
- Minimum Curve: 0-31
- Length: 13 1/2"

A. 6-11363 Cass Scenic \$899.99  
 B. 6-11364 Meadow River \$899.99  
 C. 6-11365 Weyerhaeuser \$899.99

D. 6-11366 Pickering \$899.99  
 E. 6-11367 Canadian Pacific \$899.99  
 F. 6-11368 Western Maryland \$899.99  
 G. 6-11369 Bethlehem Steel \$899.99

0-31  
MINIMUM  
CURVE







D



E



F



G



# USRA 0-8-0 SWITCHERS

## "YARD GOATS"

The USRA 0-8-0 performed switching duties and hauled short branchline trains on rails in every part of the country.

### Conventional Locomotives Feature

- Transformer controlled forward, neutral, and reverse operation
- Synchronized fan-driven smoke unit
- Conventional **RailSounds** sound system
- Realistic separately applied coal load
- Powerful maintenance-free motor with momentum flywheel
- Die-cast metal locomotive body, frame, and pilot
- Front and rear magnetic couplers
- Traction tires
- Select separately applied details
- Die-cast metal tender body and trucks
- Opening tender water hatch for easy access to sound controls
- Operating headlight
- Engineer figure

### LEGACY Locomotives Feature

- LEGACY Control System equipped – able to run in LEGACY Control mode, in TrainMaster Command Control mode, or in Conventional mode with a standard transformer
- **Odyssey II Speed Control** with On/Off switch
- **LEGACY RailSounds** system featuring:
  - CrewTalk dialog and TowerCom announcements, each with different scenarios depending on whether the locomotive is in motion or stopped
  - DynaChuff synchronized with 32 levels of intensity as the locomotive gains speed
  - LEGACY "Real-Time Quilling Whistle" control with instant response for realistic signature 'quilling' and correctly timed warning signals
  - Single hit or continuous mechanical bell sounds
  - Sequence Control plays the sound effects of an entire trip, including warning sounds and announcements, based on the movement and speed of the locomotive
  - Current speed and fuel dialog, refueling sound effects

- Powerful maintenance-free motor with momentum flywheel
- **Wireless Tether** connection between locomotive and tender
- Front and rear **ElectroCouplers**
- Directional lighting including operating headlight and back-up light on rear of tender
- Traction tires
- Fan-driven smoke unit
- Adjustable smoke output
- Interior illumination in cab
- Die-cast metal locomotive body, pilot, and frame
- Die-cast metal tender body and trucks
- High level of separately applied metal details
- Separately applied builder's plates
- Authentically detailed cab interior
- Flickering firebox in cab
- Cab glass windows
- Engineer and fireman figures
- Minimum Curve: 0-31
- Length: 18 1/4"

- A. 6-11253** New Haven #3603  
LEGACY **\$699.99**
- 6-11254** New Haven #3606  
Conventional **\$549.99**  
(not shown)
- B. 6-11276** Lionelville & Western #1  
LEGACY **\$699.99**
- 6-11277** Lionelville & Western #2  
Conventional **\$549.99**  
(not shown)

LEGACY AND  
CONVENTIONAL  
VERSIONS  
AVAILABLE

A



B



0-31  
MINIMUM  
CURVE



# 2-6-0 STEAM LOCOMOTIVES

## SCALE MOGULS

First developed in the mid-19th century, the 2-6-0 Mogul ran on North American rails through the 1950s, hauling light passenger and freight consists and performing switching duties. Moguls were especially popular in branchline service where lighter rail and tight clearances restricted the use of larger, more "modern" motive power.

Operated using nothing more than your standard Lionel transformer, these scale-sized Lionel steamers can negotiate tight 0-31 curves, making them versatile enough to handle just about any O gauge layout.

- Transformer controlled forward, neutral, and reverse operation
- Fan-driven smoke unit
- Conventional **RailSounds** sound system
- Realistic separately applied coal load
- Powerful maintenance-free motor with momentum flywheel
- Die-cast metal locomotive body, frame, and pilot
- Magnetic coupler on rear of tender
- Traction tires
- Die-cast metal tender body and trucks
- Select separately applied details
- Opening tender water hatch for easy access to sound controls
- Operating headlight
- **Wireless Tether** connection between locomotive and tender
- Engineer figure
- Minimum Curve: 0-31
- Length: 16"

- A. 6-11269 Rock Island \$549.99  
 B. 6-11271 Chesapeake & Ohio \$549.99  
 C. 6-11273 Central Pacific \$549.99  
 D. 6-11291 Weyerhaeuser \$549.99

RAILSOUNDS

CONVENTIONAL  
CONTROL

A



B



C



D





# 0-4-0 "SHIFTERS"

## SWITCHERS

Now ready for service on railroads across the country, these powerful 0-4-0 switchers are perfect for layouts of any size. Available in a variety of roadnames to please fans from coast to coast!

- Transformer controlled forward, neutral, and reverse operation

- Synchronized fan-driven smoke unit
- Conventional **RailSounds** sound system
- Realistic separately applied coal load
- Powerful maintenance-free motor with momentum flywheel
- Die-cast metal locomotive body, frame, and pilot
- Front and rear magnetic couplers

- Traction tires
- Select separately applied details
- Die-cast metal tender body and trucks
- Operating headlight
- Engineer figure
- Minimum Curve: 0-27
- Length: 17"

- A. 6-11425 Alaska \$449.99
- B. 6-11426 Rio Grande \$449.99
- C. 6-11427 Southern Pacific \$449.99
- D. 6-11428 Milwaukee Road \$449.99
- E. 6-11429 Southern \$449.99
- F. 6-11430 Great Northern \$449.99

A



B



C





CONVENTIONAL  
CONTROL

RAILSOUNDS

0-27  
MINIMUM  
CURVE

ALL ITEMS  
**NEW**





# BERKSHIRE LOCOMOTIVES

## NEW ENGLAND 2-8-4 POWER

In 1924 the Lima Locomotive Works presented a new steam engine with a wheel arrangement of 2-8-4. This new engine ran on 63" drivers and the firebox rode on an articulated four-wheel truck. This provided greater space for air circulation, thereby creating more power. It could cruise at 55 miles per hour and greatly reduced the need for helper engines. The new locomotive became so identified with two New England competitors, Boston & Maine and Boston & Albany, that it was named for the Berkshire Mountains in Massachusetts.

The locomotives would go on to see service with the Santa Fe, Southern Pacific, and New York Central family. The locomotives are distinguished by their feedwater heaters, either a "coffin" feedwater heater or the more common Elasco feedwater heater.

- **LEGACY Control System** equipped – able to run in Legacy Control mode, in TrainMaster Command Control mode, or in Conventional mode with a standard transformer
- **Odyssey II Speed Control** with On/Off switch
- **LEGACY RailSounds** sound system featuring:
  - CrewTalk dialog and TowerCom announcements, each with different scenarios depending on whether the locomotive is in motion or stopped
  - Six official railroad speeds with CrewTalk dialog
  - DynaChuff synchronized chuffing that shifts through 15 levels of intensity as the locomotive gains speed
  - LEGACY Real-Time 'Quilling Whistle' control with instant response for realistic signature 'quilling' and correctly timed warning signals

- Single hit or continuous bell sounds
- Sequence Control plays the sound effects of an entire trip, including warning sounds and announcements, based on the movement and speed of the locomotive
- Current speed and fuel dialog, refueling sound effects
- Powerful maintenance-free motor with momentum flywheel
- **Wireless Tether** connection between locomotive and tender
- **ElectroCoupler** on rear of tender
- Directional lighting including operating headlight and back-up light on rear of tender
- Illuminated classification lights on the front of locomotive
- Lighted number boards
- Traction tires
- Interior illumination in cab
- Die-cast metal locomotive body, pilot, and trucks

- Die-cast metal tender body and trucks
- Metal tender frame
- High level of separately applied metal details
- Separately applied builder's plates
- Fan-driven smoke unit
- Adjustable smoke output
- Authentically detailed cab interior
- Flickering firebox
- Cab window "glass"
- Engineer and fireman figures
- Minimum Curve: 0-54
- Length: 26 1/2"

- A. 6-11386 Boston & Maine \$1,249.99**  
**B. 6-11387 Santa Fe \$1,249.99**  
**C. 6-11388 Southern Pacific \$1,249.99**  
**D. 6-11389 Boston & Albany \$1,249.99**  
**E. 6-11390 Lima Demonstrator \$1,249.99**  
**F. 6-11391 Illinois Central \$1,249.99**  
**G. 6-11392 Michigan Central \$1,249.99**









# GS-SERIES STEAM LOCOMOTIVES

Introduced in 1937, the Southern Pacific's Daylight trains became some of the most heavily traveled routes in the country. Cars and locomotives received a brilliant livery of orange, red and silver. Streamlined, state of the art 4-8-4 locomotives dubbed the GS-2 class became the very first preferred power for these prestigious runs. A near copy of the GS-2 was produced again in 1943 for both the Southern Pacific and Western Pacific. These 4-8-4s were unstreamlined due to wartime material shortages. Whether classed GS-6 on the SP or GS-64 on the WP, the locomotives performed admirably in freight and passenger service.

Both of these new scale-sized locomotives provide accurate replicas of two classic western steamers. With an open cab and 220-R tender, the Lionel GS-2 remains true to its prototype, the very first GS-2 Daylight, Southern Pacific #4410.

- **LEGACY Control System** equipped – able to run in LEGACY Control mode, in TrainMaster Command Control mode, or in Conventional mode with a standard transformer
- **Odyssey II Speed Control** with On/Off switch
- **LEGACY RAILSOUNDS** sound system featuring:
  - CrewTalk dialog and TowerCom announcements, each with different scenarios depending on whether the locomotive is in motion or stopped
  - Six official railroad speeds with CrewTalk dialog
  - Eight diesel RPM levels
  - LEGACY "Real-Time Quilling Horn" control with instant response for realistic signature "quilling" and correctly timed warning signals. Chose between prototypical steam whistle or airhorn, selectable with your CAB-1, CAB-1L, or CAB-2 remote.
  - Single hit or continuous mechanical bell sounds
  - Sequence Control plays the sound effects of an entire trip, including warning sounds and announcements, based on the movement and speed of the locomotive
  - Current speed and fuel dialog, refueling sound effects
- Powerful maintenance-free motor with momentum flywheel
- **Wireless Tether** connection between locomotive and tender
- **ElectroCoupler** on rear of tender
- Directional lighting including operating headlight and back-up light on rear of tender
- Illuminated classification lights on the front of locomotive
- Traction tires
- Fan-driven smoke unit
- Adjustable smoke output
- Interior illumination in cab
- Die-cast metal locomotive body, pilot, and frame
- Die-cast metal tender body and trucks

- High level of separately applied metal details
- Separately applied builder's plates
- Authentically detailed cab interior
- Flickering firebox in cab
- Cab glass windows
- Engineer and fireman figures
- Minimum Curve: 0-54
- Length: 28"

- A. 6-11420** Southern Pacific GS-2 (Daylight scheme) **\$1,299.99**
- B. 6-11419** Southern Pacific GS-2 (Black) **\$1,299.99**
- C. 6-11421** Southern Pacific GS-6 (Black) **\$1,299.99**
- D. 6-11422** Western Pacific GS-64 **\$1,299.99**





ALL ITEMS  
2013  
DELIVERY





# U. P. 4-12-2

WHISTLE  
STEAM SMOKE  
EFFECT

## THREE-CYLINDER POWER

Lionel offers the 4-12-2 locomotives in a striking imaginative greyhound scheme.

- **LEGACY Control System** equipped – able to run in LEGACY Control mode, in TrainMaster Command Control mode, or in Conventional mode with a standard transformer
- **Whistle steam** smoke effect
- **Odyssey II Speed Control** with On/Off switch
- **LEGACY RailSounds** sound system featuring:
  - Crewtalk dialog and TowerCom announcements, each with different scenarios depending on whether the locomotive is in motion or stopped
  - Six official railroad speeds with CrewTalk dialog
  - DynaChuff synchronized chuffing that shifts through 32 levels of intensity as the locomotive gains speed
  - LEGACY Real-Time 'Quilling Whistle'

control with instant response for realistic signature 'quilling' and correctly timed warning signals

- Single hit or continuous bell sounds
- Sequence Control plays the sound effects of an entire trip, including warning sounds and announcements, based on the movement and speed of the locomotive
- Current speed and fuel dialog, refueling sound effects
- Powerful maintenance-free motor with momentum flywheel
- **Wireless Tether** connection between locomotive and tender
- **ElectroCoupler** on rear of tender
- Directional lighting including operating headlight and back-up light on rear of tender
- Marker lights on tender
- Illuminated classification lights on the front of locomotive
- Lighted number boards

- Traction tires
- Interior illumination in cab
- Die-cast metal locomotive body, pilot, and trucks
- Die-cast metal tender body and trucks
- High level of separately applied metal details
- Separately applied builder's plates
- Flickering firebox
- Variable ashpan glow
- Fan-driven smoke unit
- Adjustable smoke output

- Authentically detailed cab interior
- Cab glass windows
- Engineer and fireman figures
- Length: 29"
- Minimum Curve: 0-72

**6-11344** Union Pacific #9000  
(Greyhound scheme)  
**\$1,299.99**

# SANTA FE 3751 CLASS

## 4-8-4 NORTHERNS

First built in 1927, the 4-8-4 Northern type hauled the signature passenger trains of the Atchison, Topeka & Santa Fe Railway. After a distinguished 26 years of service and later decades as a dormant park display, Santa Fe #3751 was brought back to life by the San Bernardino Railroad Historical Society. The big Northern has made a number of excursion trips since 1991.

Built in 1928, Santa Fe #3759 was retired in 1953. Only a couple of years later, she was called on to haul a tourist train, taking to the rails once again. By 1957, she found a permanent home on display in Kingman, Arizona.

Updated with the LEGACY Control System, LEGACY RailSounds, and the Whistle Steam

effect, these locomotives even include three different press-in smokestacks – a standard straight stack, an extended telescopic stack, and an extended "smoke bonnet" stack.

- **LEGACY Control System** equipped – able to run in Legacy Control mode, in TrainMaster Command Control mode, or in Conventional mode with a standard transformer
- Realistic **Whistle Steam** smoke effect
- **Odyssey II Speed Control** with On/Off switch
- **LEGACY RailSounds** sound system featuring:
  - CrewTalk dialog and TowerCom announcements, each with different scenarios depending on whether the locomotive is in motion or stopped

- Six official railroad speeds with CrewTalk dialog
- DynaChuff synchronized chuffing that shifts through 32 levels of intensity as the locomotive gains speed
- LEGACY Real-Time 'Quilling Whistle' control with instant response for realistic signature 'quilling' and correctly timed warning signals
- Single hit or continuous bell sounds
- Sequence Control plays the sound effects of an entire trip, including warning sounds and announcements, based on the movement and speed of the locomotive
- Current speed and fuel dialog, refueling sound effects

- Powerful maintenance-free motor with momentum flywheel
- **Wireless Tether** connection between locomotive and tender
- **ElectroCoupler** on rear of tender
- Directional lighting including operating headlight and back-up light on rear of tender
- Illuminated classification lights on the front of locomotive
- Illuminated number boards
- Traction tires
- Interior illumination in cab
- Three interchangeable smoke stacks
- Die-cast metal locomotive body, pilot, and trucks
- Die-cast metal tender body and trucks
- High level of separately applied metal details
- Separately applied builder's plates







**3-CYLINDER  
POWER  
RHYTHMIC  
CHUFF**

- Fan-driven smoke unit
- Adjustable smoke output
- Authentically detailed cab interior
- Cab window "glass"
- Engineer and fireman figures
- Minimum Curve: 0-54
- Length: 27 1/4"

**A. 6-11332** Santa Fe Northern  
#3751 **\$1,299.99**

#### **SANTA FE "THE SCOUT" HEAVYWEIGHT CARS**

These classic heavyweight cars are the perfect complement to the Santa Fe Northern locomotives.

#### **4-Pack Includes**

- 6-25647 Baggage Car
- 6-25648 Coach/Chair Car
- 6-25649 Tourist/Sleeper Car
- 6-25650 Observation Car

#### **2-Pack Includes**

- 6-25652 Coach/Chair Car
- 6-25653 Tourist/Sleeper Car

#### **All Cars Feature**

- Die-cast metal sprung trucks and operating couplers
- Hidden uncoupling tabs
- Flexible diaphragms between cars
- Opening doors


- Detailed interiors with passenger figures
- Overhead interior lighting with On/Off switch
- Minimum Curve: 0-54
- Length: 4-Pack: 76"
- 2-Pack: 38"

**B. 6-25646** 4-pack **\$549.99**

**C. 6-25651** 2-pack **\$279.99**



**WHISTLE  
STEAM SMOKE  
EFFECT**



Locomotive includes two additional  
interchangeable smokestacks



# 4-6-2 PACIFICS

## PASSENGER POWER

These Pacifics are ready to handle the "signature varnish" on your layout. The Blue Comet locomotive is available in a new road number.

- **LEGACY Control System** equipped — able to run in LEGACY Control mode, in TrainMaster Command Control mode, or in Conventional mode with a standard transformer
- Realistic **Whistle Steam** smoke effect
- **Odyssey II Speed Control** with On/Off switch
- **LEGACY RailSounds** system featuring:
  - CrewTalk dialog and TowerCom announcements, each with different scenarios depending on whether the locomotive is in motion or stopped
  - Six official railroad speeds with CrewTalk dialog
  - DynaChuff synchronized with 32 levels of intensity as the locomotive gains speed
  - LEGACY "Real-Time Quilling Whistle" control with instant response for realistic signature 'quilling' and correctly timed warning signals
  - Single hit or continuous mechanical bell sounds
  - Sequence Control plays the sound effects of an entire trip, including warning sounds and announcements, based on the movement and speed of the locomotive
  - Current speed and fuel dialog, refueling sound effects
- Powerful maintenance-free motor with momentum flywheel
- **Wireless Tether** connection between locomotive and tender
- **ElectroCoupler** on rear of tender
- Directional lighting including operating headlight and back-up light on rear of tender

- Illuminated classification lights on the front of locomotive
- Traction tires
- Fan-driven smoke unit
- Adjustable smoke output
- Interior illumination in cab
- Die-cast metal locomotive body, pilot, and frame
- Die-cast metal tender body and trucks
- Six-wheel trucks on Southern tender
- High level of separately applied metal details
- Separately applied builder's plates
- Authentically detailed cab interior
- Flickering firebox in cab
- Ashpan glow
- Cab glass windows
- Engineer and fireman figures
- Minimum Curve: 0-36
- Length: 22"

**A. 6-11423 The Blue Comet \$1,099.99**

**B. 6-11338 Alton Limited \$1,099.99**


## HEAVYWEIGHT PASSENGER CAR 4-PACKS

Dressed for service with the Pacifics on this page, these heavyweight cars allow you to recreate an elegant passenger train.

- Die-cast metal sprung trucks and operating couplers
- Hidden uncoupling tabs
- Flexible diaphragms between cars
- Opening doors
- Detailed interiors with passenger figures
- Overhead interior lighting with On/Off switch
- Minimum Curve: 0-54
- 4-Pack Length: 76"

**C. 6-25655 The Blue Comet \$549.99**

**D. 6-25656 Alton Limited \$549.99**





NEW

WHISTLE  
STEAM  
EFFECT





# NORFOLK SOUTHERN HERITAGE SERIES

This year, Norfolk Southern unveiled a striking new fleet of commemorative diesels in honor of its fallen flags. What a delight to watch these colorful units roll out of the paint shops in liveries that have been missed for decades!

Following Norfolk Southern's lead, Lionel introduces the first group of ten heritage schemes with the ES44AC locomotives in both powered and non-powered versions. And for each engine, a matching caboose and freight car are also available.

## LEGACY Locomotives (Pages 30-37)

- **LEGACY Control System** equipped – able to run in LEGACY Control mode, in TrainMaster Command Control mode, or in Conventional mode with a standard transformer
- **Odyssey II Speed Control** with On/Off switch
- **LEGACY RailSounds** sound system featuring:
  - CrewTalk dialog and TowerCom announcements, each with different scenarios depending on whether the locomotive is in motion or stopped
  - Six official railroad speeds with CrewTalk dialog
  - Eight diesel RPM levels
  - LEGACY "Real-Time Quilling Horn" control with instant response for realistic signature "quilling" and correctly timed warning signals
  - Single hit or continuous mechanical bell sounds
  - Sequence Control plays the sound effects of an entire trip, including warning sounds and announcements, based on the movement and speed of the locomotive
  - Current speed and fuel dialog, refueling sound effects

- Front and rear **ElectroCouplers**
- Dual powerful maintenance-free motors with momentum flywheels
- Refined Conventional Transformer Control Mode with lower starting speeds
- Traction tires
- Fan-driven smoke unit
- Adjustable smoke output
- Directional lighting including LED headlights
- Operating marker lights on front and rear
- Illuminated number boards
- Lighted cab interior
- Operating ditch lights
- Die-cast metal trucks, pilots and fuel tank
- Newly tooled plastic body
- Metal frame
- High level of separately applied metal details
- Engineer and conductor figures
- Minimum Curve: 0-54
- Length: 17"

## Non-Powered Locomotives (Pages 30-37)

- Die-cast metal trucks, pilots and fuel tank
- Newly tooled plastic body
- Metal frame
- Front and rear magnetic couplers
- Select separately applied details
- Minimum Curve: 0-54
- Length: 17"

- A. 6-38966** Norfolk Southern LEGACY #8114 **\$549.99**
- 6-38967** Norfolk Southern LEGACY #1982 **\$549.99** (not shown)
- 6-38968** Norfolk Southern Non-powered #1984 **\$279.99** (not shown)

## Norfolk Southern Heritage Rolling Stock

Complete your Heritage consist with a uniquely decorated Standard O Scale 3-bay hopper and caboose available in each roadname

## NS Heritage Caboosees (Pages 30-37)

- Die-cast metal trucks
- Hidden uncoupling tabs
- Separately applied metal underframe details
- Smoke with On/Off control
- Detailed and painted interior with figures
- Interior illumination
- Rotating bearing caps on extended vision and bay window caboosees
- Minimum Curve: 0-31
- Length: 9 1/2" I-12
- 10" Ca-4
- 10 1/2" Extended Vision

- B. 6-27694** Norfolk Southern Extended Vision **\$94.99**

## Norfolk Southern Heritage 3-Bay Open Hoppers (Pages 30-37)

- Die-cast metal sprung trucks and operating couplers
- Hidden uncoupling tabs
- Rotating bearing caps
- Removeable single-piece coal load
- Opening bottom hatches
- Minimum Curve 0-31
- Single Hopper Length: 12 3/4"

- C. 6-17787** NS/Nickel Plate/Southern 3-Pack **\$239.99**



A

ALL ITEMS  
2013  
DELIVERY





3-PACK



# NORFOLK SOUTHERN HERITAGE SERIES

## Norfolk Southern Heritage Locomotives

See page 30 for LEGACY and non-powered locomotive features.

**A. 6-38954** Nickel Plate LEGACY  
#8100 **\$549.99**

**6-38955** Nickel Plate LEGACY  
#1881 **\$549.99** (not shown)

**6-38956** Nickel Plate Non-powered  
#1883 **\$279.99** (not shown)

**B. 6-38963** Southern LEGACY  
#8099 **\$549.99**

**6-38964** Southern LEGACY  
#1894 **\$549.99** (not shown)

**6-38965** Southern Non-powered  
#1896 **\$279.99** (not shown)

**C. 6-39598** Monongahela LEGACY  
#8025 **\$549.99**

**6-39599** Monongahela LEGACY  
#1901 **\$549.99** (not shown)

**6-39502** Monongahela Non-powered  
#1903 **\$279.99** (not shown)

## Norfolk Southern Heritage Caboosees

See page 30 for caboose features.

**D. 6-27697** Nickel Plate Ca-4 **\$94.99**

**E. 6-27681** Southern Bay Window **\$94.99**

**F. 6-27607** Monongahela Bay Window **\$94.99**

## Norfolk Southern Heritage 3-Bay Open Hoppers

See page 30 for hopper features.

**6-17787** NS/Nickel Plate/Southern  
3-Pack **\$239.99**

See page 30-31 for image.

**G. 6-17718** Monongahela/Penn Central  
2-Pack **\$159.99**

Look for the Penn Central Heritage diesel in 2013!



A



B





C

ALL ITEMS  
2013  
DELIVERY



D



E



F



G

2-PACK



# NORFOLK SOUTHERN HERITAGE SERIES

## Norfolk Southern Heritage Locomotives

See page 30 for LEGACY and non-powered locomotive features.

- A. 6-38960** Pennsylvania LEGACY #8102 **\$549.99**  
**6-38961** Pennsylvania LEGACY #1846 **\$549.99** (not shown)  
**6-38962** Pennsylvania Non-powered #1848 **\$279.99** (not shown)  
**B. 6-38957** N&W LEGACY #8103 **\$549.99**

- 6-38958** N&W LEGACY #1838 **\$549.99** (not shown)  
**6-38959** N&W Non-powered #1840 **\$279.99** (not shown)  
**C. 6-38948** Interstate LEGACY #8105 **\$549.99**  
**6-38949** Interstate LEGACY #1896 **\$549.99** (not shown)  
**6-38950** Interstate Non-powered #1898 **\$279.99** (not shown)

## Norfolk Southern Heritage Caboosees

See page 30 for caboose features.

- D. 6-27691** Pennsylvania Extended Vision **\$94.99**  
**E. 6-27692** N&W Ca-4 **\$94.99**  
**F. 6-27698** Interstate Extended Vision **\$94.99**

## Norfolk Southern Heritage 3-Bay Open Hoppers

See page 30 for hopper features.

- G. 6-17791** PRR/N&W/Interstate 3-Pack **\$239.99**



A



B





C

ALL ITEMS  
2013  
DELIVERY



D



E



F

G



3-PACK





# NORFOLK SOUTHERN HERITAGE SERIES

## Norfolk Southern Heritage Locomotives

See page 30 for LEGACY and non-powered locomotive features.

- A. 6-38942** Central of Georgia LEGACY #8101 **\$549.99**
- 6-38943** Central of Georgia LEGACY #1833 **\$549.99** (not shown)
- 6-38944** Central of Georgia Non-powered #1835 **\$279.99** (not shown)

- B. 6-38945** Conrail LEGACY #8098 **\$549.99**
- 6-38946** Conrail LEGACY #1976 **\$549.99** (not shown)
- 6-38947** Conrail Non-powered #1978 **\$279.99** (not shown)
- C. 6-38951** Lehigh Valley LEGACY #8104 **\$549.99**
- 6-38952** Lehigh Valley LEGACY #1847 **\$549.99** (not shown)
- 6-38953** Lehigh Valley Non-powered #1849 **\$279.99** (not shown)

## Norfolk Southern Heritage Caboosees

See page 30 for caboose features.

- D. 6-27685** Central of Georgia Ca-4 **\$94.99**
- E. 6-27682** Conrail Extended Vision **\$94.99**
- F. 6-27686** Lehigh Valley Ca-4 **\$94.99**

## Norfolk Southern Heritage 3-Bay Open Hoppers

- See page 30 for hopper features.
- 6-17795** Conrail/LehighValley/Georgia 3-Pack **\$239.99**



A



B





C



D



E



F



G

ALL ITEMS  
2013  
DELIVERY





# COMMAND TRACKMOBILE® CARS

## 4850TM TRACKMOBILE®

These high-quality die-cast metal vehicles feature Command Control and two Electro-Couplers, allowing you to quickly couple, uncouple, move and switch cars around at any point on your layout!

- **Command Control** equipped – able to run in Command Control Mode or in Conventional Transformer Control Mode
- Powerful maintenance-free motor
- Die-cast metal body and frame
- Front and rear **ElectroCouplers**
- Interior lighting
- Directional headlights and rear lights
- Two blinking “strobe” lights on roof
- Realistic interior cab details
- Driver figure
- Cab window “glass”
- 1:48 Scale
- Minimum Curve: 0-27
- Length: 6”

A. 6-28455 New York Central \$299.99

B. 6-38801 Kansas City Southern \$299.99

C. 6-38807 Northern Pacific \$299.99

ELECTRO-  
COUPLERS

BLINKING  
LIGHTS  
ON ROOF

A

B

C







# COMMAND CONTROL VEHICLES

## EARLY ERA INSPECTION VEHICLES


Lionel continues to create imaginative products within the scale O Gauge realm with these exciting road names!

- **Command Control** equipped – able to run in Command Control Mode or in Conventional Transformer Control Mode
- Powerful maintenance-free motor
- Forward and reverse operation
- Scale model operates on O-27 curves
- Detailed die-cast metal body and frame
- Operating headlights
- Minimum Curve: O-27
- Length: 5 1/2"

**A. 6-38811 Rio Grande \$149.99**

**B. 6-38812 Southern Pacific \$149.99**

**C. 6-38813 Chesapeake & Ohio \$149.99**



Traditional | MOTORIZED UNITS

# MOW GANG CAR

## MOW GANG CAR

In the Lionel line since the 1950's, the Gang Car is back this year in Maintenance-of-Way decoration, suitable for any layout or road name.

- Bumper controlled forward and reverse operation
  - Pivoting workman figure
  - Two stationary workman figures
  - Powerful Pullmor motor
  - Die-cast metal frame
- 6-38241 \$119.99**





# COMMAND CONTROL VEHICLES

## RAILROAD SPEEDERS

Classic Speeders are back in the Lionel line, this time equipped with Command Control.

- **Command Control** equipped – able to run in Command Control Mode or in Conventional Transformer Control Mode
  - Powerful maintenance-free motor
  - Forward and reverse operation
  - Directional headlight and rear light
  - Traction tire
  - Die-cast metal frame
  - Blinking strobe light on roof
  - Realistic interior cab details
  - Driver figure
  - Interior lighting
  - Minimum Curve: 0-27
  - Length: 3 3/4"
- |            |                    |          |
|------------|--------------------|----------|
| A. 6-37061 | Union Pacific      | \$149.99 |
| B. 6-37062 | Norfolk Southern   | \$149.99 |
| C. 6-37063 | Pennsylvania       | \$149.99 |
| D. 6-37064 | CSX                | \$149.99 |
| E. 6-37065 | BNSF               | \$149.99 |
| F. 6-37066 | Maintenance of Way | \$149.99 |
| G. 6-37067 | New York Central   | \$149.99 |
| H. 6-37068 | Canadian National  | \$149.99 |

COMMAND  
CONTROL!

STROBE  
LIGHT ON  
ROOF

FRONT &  
REAR  
LIGHTS







D



F



G



E



H



# ALCO RS-11 DIESELS



## STEEL DRAGONS

Fitted with separately applied grills, the LEGACY-equipped Lionel RS-11 offers the smooth pulling power of two Odyssey II system controlled motors with momentum flywheels.

### LEGACY Locomotives Feature

- **LEGACY Control System** equipped – able to run in LEGACY Control mode, in TrainMaster Command Control mode, or in Conventional mode with a standard transformer
- **Odyssey II Speed Control** with On/Off switch
- **LEGACY RailSounds** sound system featuring:
  - CrewTalk dialog and TowerCom announcements, each with different scenarios depending on whether the locomotive is in motion or stopped
  - Six official railroad speeds with CrewTalk dialog
  - Eight diesel RPM levels
  - LEGACY "Real-Time Quilling Horn" control with instant response for quilling and correctly timed warning signals
  - Single hit or continuous mechanical bell sounds
  - Sequence Control plays the sound effects of an entire trip, including warning sounds and announcements, based on the movement and speed of the locomotive
  - Current speed and fuel dialog, refueling sound effects

- Front and rear **ElectroCouplers**
- Dual powerful maintenance-free motors with momentum flywheels
- Refined Conventional Transformer Control mode with lower starting speeds
- Traction tires
- Fan-driven smoke unit
- Adjustable smoke output
- Directional lighting including LED headlights
- Operating marker lights on front and rear
- Illuminated number boards
- Lighted cab interior
- Die-cast metal trucks, pilots, and fuel tank
- Metal frame
- High level of separately applied metal details
- Detailed cab interior
- Engineer and conductor figures
- Cab window "glass"
- Length: 14 1/4"
- Minimum Curve: 0-31

### Non-Powered Locomotives Feature

- Die-cast metal trucks, pilots and fuel tank
- Front and rear magnetic couplers
- Select separately applied details
- Detailed cab interior
- Cab window "glass"
- Length: 14 1/4"
- Minimum Curve: 0-31

- A. 6-34732** Lehigh Valley LEGACY #7640 **\$479.99**
- 6-34733** Lehigh Valley LEGACY #7642 **\$479.99** (not shown)
- 6-34734** Lehigh Valley Non-Powered #7643 **\$239.99** (not shown)
- B. 6-38452** Penn Central LEGACY #7605 **\$479.99**
- 6-38453** Penn Central LEGACY #7608 **\$479.99** (not shown)
- 6-38455** Penn Central Non-Powered #7625 **\$239.99** (not shown)
- C. 6-38460** Nickel Plate Road LEGACY #855 **\$479.99**
- 6-38461** Nickel Plate Road LEGACY #859 **\$479.99** (not shown)
- 6-38463** Nickel Plate Road Non-Powered #863 **\$239.99** (not shown)
- D. 6-38464** Alaska LEGACY #3602 **\$479.99**
- 6-38465** Alaska LEGACY #3604 **\$479.99** (not shown)
- 6-38467** Alaska Non-Powered #3607 **\$239.99** (not shown)
- E. 6-38454** Pennsylvania LEGACY #9622 **\$479.99**
- 6-38458** Pennsylvania LEGACY #8631 **\$479.99** (not shown)
- 6-38462** Pennsylvania Non-Powered #8639 **\$239.99** (not shown)

- F. 6-38456** N&W LEGACY #308 **\$479.99**
- 6-38457** N&W LEGACY #318 **\$479.99** (not shown)
- 6-38459** N&W Non-Powered #330 **\$239.99** (not shown)
- G. 6-38468** Seaboard LEGACY #101 **\$479.99**
- 6-38469** Seaboard LEGACY #102 **\$479.99** (not shown)
- 6-38471** Seaboard Non-Powered #104 **\$239.99** (not shown)
- H. 6-38466** New Haven LEGACY #1403 **\$479.99**
- 6-38470** New Haven LEGACY #1405 **\$479.99** (not shown)
- 6-34731** New Haven Non-Powered #1413 **\$239.99** (not shown)

**LEGACY &  
NON-POWERED  
VERSIONS  
AVAILABLE**



B



C



D



E



F



G



H





# GP9 LOCOMOTIVES

The popular 1750-horsepower GP9 locomotive ranks as one of the most successful locomotives built by EMD. An ideal replacement for F-units, almost 3500 units were built from the mid 1950s to the mid 1960s. Many GP9s remain in operation today.

## LEGACY Locomotives Feature

- **LEGACY Control System** equipped – able to run in LEGACY Control mode, in TrainMaster Command Control mode, or in Conventional mode with a standard transformer
- **Odyssey II Speed Control** with On/Off switch
- **LEGACY RailSounds** sound system featuring:
  - CrewTalk dialog and TowerCom announcements, each with different scenarios depending on whether the locomotive is in motion or stopped
  - Six official railroad speeds with CrewTalk dialog
  - Eight diesel RPM levels
  - LEGACY "Real-Time Quilling Horn" control with instant response for quilling and correctly timed warning signals
  - Single hit or continuous mechanical bell sounds
  - Sequence Control plays the sound effects of an entire trip, including warning sounds and announcements, based on the movement and speed of the locomotive
  - Current speed and fuel dialog, refueling sound effects
- Front and rear **ElectroCouplers**
- Dual powerful maintenance-free motors with momentum flywheels
- Refined Conventional Transformer Control mode with lower starting speeds
- Traction tires
- Fan-driven smoke unit
- Adjustable smoke output
- Directional lighting including LED headlights
- Operating front and rear marker lights
- Illuminated number boards
- Die-cast metal trucks, pilots, and fuel tank
- Metal frame
- High level of separately applied metal details
- Engineer and conductor figures
- Length: 14 1/4"
- Minimum Curve: 0-31

## Non-Powered Locomotives Feature

- Die-cast metal trucks, pilots, and fuel tank
- Metal frame
- Front and rear magnetic couplers
- Select separately applied details
- Length: 14 1/4"
- Minimum Curve: 0-31

- A. 6-34662** Rock Island LEGACY #1331 \$479.99
- 6-34663** Rock Island LEGACY #1327 \$479.99 (not shown)
- 6-34739** Rock Island Non-Powered #1325 \$239.99 (not shown)
- B. 6-34666** Louisville & Nashville LEGACY #504 \$479.99
- 6-34667** Louisville & Nashville LEGACY #525 \$479.99 (not shown)
- 6-34741** Louisville & Nashville Non-Powered #531 \$239.99 (not shown)
- C. 6-34664** Great Northern LEGACY #688 \$479.99
- 6-34665** Great Northern LEGACY #695 \$479.99 (not shown)
- 6-34740** Great Northern Non-Powered #668 \$239.99 (not shown)
- D. 6-34670** Chesapeake & Ohio LEGACY #6240 \$479.99
- 6-34671** Chesapeake & Ohio LEGACY #6243 \$479.99 (not shown)
- 6-34743** Chesapeake & Ohio Non-Powered #6249 \$239.99 (not shown)
- E. 6-34737** Northern Pacific LEGACY #202 \$479.99
- 6-34738** Northern Pacific LEGACY #317 \$479.99 (not shown)
- 6-38580** Northern Pacific Non-Powered #324 \$239.99 (not shown)
- F. 6-34681** Union Pacific LEGACY #256 \$479.99
- 6-34682** Union Pacific LEGACY #261 \$479.99 (not shown)
- 6-34744** Union Pacific Non-Powered #268 \$239.99 (not shown)
- G. 6-34735** Santa Fe LEGACY #726 \$479.99
- 6-34736** Santa Fe LEGACY #741 \$479.99 (not shown)
- 6-38579** Santa Fe Non-Powered #744 \$239.99 (not shown)

LEGACY &  
NON-POWERED  
VERSIONS  
AVAILABLE









# C-420 DIESELS

## CENTURY POWER

In the early 1960s, the C-420 joined ALCo's "Century" line of freighters. Offered with the full LEGACY system or as a non-powered unit for affordable lash-ups, the scale-sized Lionel C-420 is now available in your favorite road names.

### LEGACY Locomotives Feature

- **LEGACY Control System** equipped – able to run in LEGACY Control mode, in TrainMaster Command Control mode, or in Conventional mode with a standard transformer
- **Odyssey II Speed Control** with On/Off switch
- **LEGACY RailSounds** sound system featuring:
  - CrewTalk dialog and TowerCom announcements, each with different scenarios depending on whether the locomotive is in motion or stopped
  - Six official railroad speeds with CrewTalk dialog
  - Eight diesel RPM levels
- LEGACY "Real-Time Quilling Horn" control with instant quilling and correctly timed warning signals
- Single hit or continuous mechanical bell sounds
- Sequence Control plays the sound effects of an entire trip, including warning sounds and announcements, based on the movement and speed of the locomotive
- Current speed and fuel dialog, refueling sound effects
- Front and rear **ElectroCouplers**
- Dual powerful maintenance-free motors with momentum flywheels
- Refined Conventional Transformer Control mode with lower starting speeds
- Traction tires
- Fan-driven smoke unit
- Adjustable smoke output
- Directional lighting including LED headlights
- Operating marker lights on front and rear
- Illuminated number boards

- Illuminated cab interior
- Die-cast metal trucks, pilot, and fuel tank
- Metal frame
- High level of separately applied metal details
- Engineer and conductor figures

### Non-Powered Locomotives Feature

- Die-cast metal trucks, pilots and fuel tank
- Front and rear magnetic couplers
- Select separately applied details
- Minimum Curve: 0-31
- Length: 15"

**A. 6-34745 Monon LEGACY #509 \$529.99**

**6-34746 Monon LEGACY #512 \$529.99**  
(not shown)

**6-34747 Monon Non-Powered #514 \$259.99**  
(not shown)

**B. 6-34748 Lehigh Valley LEGACY #404 \$529.99**

**6-34749 Lehigh Valley LEGACY #412 \$529.99** (not shown)

**6-34750 Lehigh Valley Non-Powered #414 \$259.99** (not shown)

**C. 6-34754 Alaska LEGACY #1210 \$529.99**

**6-34755 Alaska LEGACY #1214 \$529.99**  
(not shown)

**6-34756 Alaska Non-Powered #1217 \$259.99** (not shown)

**D. 6-34757 SAL LEGACY #127 \$529.99**

**6-34758 SAL LEGACY #129 \$529.99**  
(not shown)

**6-34759 SAL Non-Powered #134 \$259.99**  
(not shown)

**E. 6-34760 Nickel Plate Road LEGACY #578 \$529.99**

**6-34761 Nickel Plate Road LEGACY #575 \$529.99** (not shown)

**6-34762 Nickel Plate Road Non-Powered #572 \$259.99**  
(not shown)





LEGACY &  
NON-POWERED  
VERSIONS  
AVAILABLE





# CSX HERITAGE SERIES

## AC6000 DIESELS

Lionel continues its tribute to the rich heritage of modern railroads, honoring CSX, one of the few railroads to purchase AC6000 diesels.

These scale engines in special commemorative paint schemes come fully equipped LEGACY Control, LEGACY Railsounds, and Odyssey II Speed Control.

- **LEGACY Control System** equipped — able to run in LEGACY Control mode, in TrainMaster Command Control mode, or in Conventional mode with a standard transformer

- **Odyssey II Speed Control** with On/Off switch
- **LEGACY RailSounds** sound system featuring:
  - CrewTalk dialog and TowerCom announcements, each with different scenarios depending on whether the locomotive is in motion or stopped
  - Six official railroad speeds with CrewTalk dialog
  - Eight diesel RPM levels
  - LEGACY "Real-Time Quilling Horn" control with instant quilling and correctly timed warning signals
  - Single hit or continuous mechanical bell sounds

- Sequence Control plays the sound effects of an entire trip, including warning sounds and announcements, based on the movement and speed of the locomotive
- Current speed and fuel dialog, refueling sound effects
- **Front and rear ElectroCouplers**
- Dual powerful maintenance-free motors with momentum flywheels
- Refined Conventional Transformer Control mode with lower starting speeds
- Traction tires
- Fan-driven smoke unit
- Adjustable smoke output
- Directional lighting including LED headlights
- Operating marker lights

- Operating ground lights and ditch lights
- Illuminated number boards
- Die-cast metal trucks, pilot, and fuel tank
- Metal frame
- High level of separately applied metal details
- Engineer and conductor figures
- Minimum curve: 0-42
- Length: 19 1/2"

**A. 6-38413 CSX #607 \$549.99**

**6-38414 CSX #654 \$549.99**

(not shown)

**B. 6-38409 Clinchfield #3602 \$549.99**

**6-38410 Clinchfield #3620 \$549.99**

(not shown)

**C. 6-38405 Chessie #8451 \$549.99**

**6-38406 Chessie #8452 \$549.99**

(not shown)





# GENSET SWITCHERS

## ENVIRONMENTALLY FRIENDLY POWER

Built by the National Railway Equipment Company, the clean and efficient Genset switcher sets the standard for environmental friendliness on the modern rails. Four separate 700-horsepower generator sets (or Gen-sets) power the prototype engine, each marked on the exterior by its own exhaust stack. The Lionel model is a 1:48 scale engine with a die-cast metal body and frame and a variety of high detail and features, including a removable cab roof, an operating smoke unit for creating a diesel exhaust, LEGACY Control, and LEGACY RailSounds.

- **LEGACY Control System** equipped – able to run in LEGACY Control mode, in TrainMaster Command Control mode, or in Conventional mode with a standard transformer
- **Odyssey II Speed Control** with On/Off switch
- **LEGACY RailSounds** sound system featuring:
  - CrewTalk dialog and TowerCom announcements, each with different scenarios depending on whether the locomotive is in motion or stopped
  - Six official railroad speeds with CrewTalk dialog
  - Eight diesel RPM levels
  - LEGACY “Real-Time Quilling Horn” control with instant quilling and correctly timed warning signals
  - Single hit or continuous mechanical bell sounds
  - Sequence Control plays the sound

- effects of an entire trip, including warning sounds and announcements, based on the movement and speed of the locomotive
- Current speed and fuel dialog, refueling sound effects
- Dual powerful maintenance-free motors with momentum flywheels
- Front and rear **ElectroCouplers**
- Refined Conventional Transformer Control made with lower starting speeds
- Traction tires
- Realistic frame-mounted pilot

- Fan-driven smoke unit
- Adjustable smoke output
- Directional lighting, including LED headlights on front and rear
- Illuminated number boards
- Operating ditch lights
- Die-cast metal body
- Die-cast metal trucks, pilot, and fuel tank
- Metal frame
- High level of separately applied metal details
- Opening compartment doors

- Detailed cab interior
- Removable cab roof
- Engineer and conductor figures
- Minimum Curve: 0-31
- Length: 16”

A. 6-28384 Canadian National \$799.99  
B. 6-38546 Kansas City Southern \$799.99



DIE-CAST  
METAL  
BODIES AND  
FRAMES



# SD40-2 LOCOMOTIVES

## EMD SD40-2s

While EMD may be best known for its F-units and GPs, the versatile 3000-horsepower SD40-2 diesel locomotive became the company's best seller. Locomotives are available with the **LEGACY Control System**, the **LEGACY RailSounds** sound system, and **Odyssey II Speed Control**. Non-powered versions are available to create affordable lash-ups with essentially any powered locomotive.

### LEGACY Locomotives Feature

- **LEGACY Control System** equipped – able to run in LEGACY Control mode, in TrainMaster Command Control mode, or in Conventional mode with a standard transformer
- **Odyssey II Speed Control** with On/Off switch
- **LEGACY RailSounds** sound system featuring:
  - CrewTalk dialog and TowerCom announcements, each with different scenarios depending on whether the locomotive is in motion or stopped
  - Six official railroad speeds with CrewTalk dialog
  - Eight diesel RPM levels
  - LEGACY "Real-Time Quilling Horn" control with instant response for quilling and correctly timed warning signals
  - Single hit or continuous mechanical bell sounds
  - Sequence Control plays the sound effects of an entire trip, including warning sounds and announcements, based on the movement and speed of the locomotive
  - Current speed and fuel dialog, refueling sound effects
- Front and rear **ElectroCouplers**
- Dual powerful maintenance-free motors with momentum flywheels
- Refined Conventional Transformer Control mode with lower starting speeds
- Traction tires
- Fan-driven smoke unit
- Adjustable smoke output
- Directional lighting including LED headlights

- Operating marker lights on front and back
- Illuminated number boards
- Illuminated cab interior
- Operating ditch lights
- Die-cast metal trucks, pilot, and fuel tank
- Metal frame
- High level of separately applied metal details
- Engineer and conductor figures

### Non-Powered Locomotives Feature

- Die-cast metal trucks, pilots, and fuel tank
- Front and rear magnetic couplers
- Select separately applied details
- Minimum Curve: 0-31
- Length: 17"

A. 6-34776 N&W LEGACY #6121 **\$529.99**

6-34777 N&W LEGACY #6109 **\$529.99**  
(not shown)

6-34775 N&W Non-Powered #6106  
**\$239.99** (not shown)

B. 6-34779 CSX LEGACY #8028 **\$529.99**

6-34780 CSX LEGACY #8033 **\$529.99**  
(not shown)

6-34778 CSX Non-Powered #8023  
**\$239.99** (not shown)

C. 6-34782 Burlington Northern #7153 LEGACY  
**\$529.99**

6-34783 Burlington Northern #7162  
LEGACY **\$529.99** (not shown)

6-34781 Burlington Northern #7140  
Non-Powered **\$239.99**  
(not shown)

D. 6-34786 Frisco #952 LEGACY **\$529.99**

6-34784 Frisco #957 LEGACY **\$529.99**  
(not shown)

6-34785 Frisco #950 Non-Powered  
**\$239.99** (not shown)

E. 6-34788 C&NW #6820 LEGACY **\$529.99**

6-34789 C&NW #6832 LEGACY **\$529.99**  
(not shown)

6-34787 C&NW #6816 Non-Powered  
**\$239.99** (not shown)

F. 6-34791 M-K-T #609 LEGACY **\$529.99**

6-34792 M-K-T #620 LEGACY **\$529.99**  
(not shown)

6-34790 M-K-T #602 Non-Powered  
**\$239.99** (not shown)





LEGACY &  
NON-POWERED  
VERSIONS  
AVAILABLE





# BNSF HERITAGE SERIES

Lionel honors the rich heritage of the BNSF!

## THE SD70ACe'S GO WEST

From the Santa Fe and the Frisco in the South to the Great Northern and Northern Pacific, the BNSF railroad has acquired some of the nation's most celebrated fallen flags, which now inspire all-new Lionel liveries. Railfans can now see what it would be like if these easily recognizable heralds were applied to modern equipment.

Lionel presents the BNSF Heritage Series SD70ACe locomotives, fully equipped with the LEGACY Control System, the LEGACY RailSounds sound system, and Odyssey II Speed Control.

### LEGACY Locomotives Feature

- **LEGACY Control System** equipped — able to run in LEGACY Control mode, in TrainMaster Command Control mode, or in Conventional mode with a standard transformer
- **Odyssey II Speed Control** with On/Off switch
- **LEGACY RailSounds** sound system featuring:
  - CrewTalk dialog and TowerCom announcements, each with different scenarios depending on whether the locomotive is in motion or stopped
  - Six official railroad speeds with CrewTalk dialog
  - Eight diesel RPM levels

- LEGACY "Real-Time Quilling Horn" control with instant quilling and correctly timed warning signals
- Single hit or continuous mechanical bell sounds
- Sequence Control plays the sound effects of an entire trip, including warning sounds and announcements, based on the movement and speed of the locomotive
- Current speed and fuel dialog, refueling sound effects
- Front and rear **ElectroCouplers**
- Dual powerful maintenance-free motors with momentum flywheels
- Refined Conventional Transformer Control mode with lower starting speeds
- Traction tires
- Fan-driven smoke unit
- Adjustable smoke output
- Directional lighting including LED headlights
- Operating marker lights on front and rear
- Illuminated number boards
- Oscillating ditch lights
- Ground lights
- Die-cast metal trucks, pilot, and fuel tank
- Metal frame
- High level of separately applied metal details
- Engineer and conductor figures

### Non-Powered Locomotives Feature

- Metal frame
- Die-cast metal trucks, pilot, and couplers
- Front and rear magnetic couplers
- Select separately applied details
- Minimum Curve: 0-31
- Length: Approx. 17 1/2"

**A. 6-38750 EMD Demonstrator LEGACY #2012 \$529.99**

**B. 6-38732 BNSF Heritage CBQ LEGACY #1848 \$529.99**

**6-38733 BNSF Heritage CBQ LEGACY #1852 \$529.99** (not shown)

**6-38734 BNSF Heritage CBQ Non-Powered #1856 \$259.99** (not shown)

**C. 6-38735 BNSF Heritage Santa Fe LEGACY #1996 \$529.99**

**6-38736 BNSF Heritage Santa Fe LEGACY #1997 \$529.99** (not shown)

**6-38737 BNSF Heritage Santa Fe Non-powered #1999 \$259.99** (not shown)

**D. 6-38738 BNSF Heritage Frisco LEGACY #1876 \$529.99**

**6-38739 BNSF Heritage Frisco LEGACY #1896 \$529.99** (not shown)

**6-38740 BNSF Heritage Frisco Non-Powered #1916 \$259.99** (not shown)

**E. 6-38744 BNSF Heritage Great Northern LEGACY #1889 \$529.99**

**6-38745 BNSF Heritage Great Northern LEGACY #1891 \$529.99** (not shown)

**6-38746 BNSF Heritage Great Northern Non-Powered #1893 \$259.99** (not shown)

**F. 6-38741 BNSF Heritage Burlington Northern LEGACY #1970 \$529.99**

**6-38742 BNSF Heritage Burlington Northern LEGACY #1975 \$529.99** (not shown)

**6-38743 BNSF Heritage Burlington Northern Non-Powered #1980 \$259.99** (not shown)

**G. 6-38747 BNSF Heritage Northern Pacific LEGACY #1870 \$529.99**

**6-38748 BNSF Heritage Northern Pacific LEGACY #1872 \$529.99** (not shown)

**6-38749 BNSF Heritage Northern Pacific Non-Powered #1875 \$259.99** (not shown)

DEMONSTRATOR  
SCHEME ALSO  
AVAILABLE



A




B





C



D



E



F



G



# SD80MACS

Originally delivered to Conrail in the mid-90s, all thirty 5000-horsepower SD80MACs were later divided between the Norfolk Southern and CSX railroads. In addition to these prototypical railroads, in 2012 Lionel also offers the rare SD80MAC "cadillacs" in three never-before-seen paint schemes. For each roadname, two LEGACY powered units and one non-powered unit are available.

## LEGACY Locomotives Feature

- **LEGACY Control System** equipped – able to run in LEGACY Control mode, in Train-Master Command Control mode, or in Conventional mode with a standard transformer
- **Odyssey II Speed Control** with On/Off switch
- **LEGACY RailSounds sound system** featuring:
  - CrewTalk dialog and TowerCom announcements, each with different scenarios depending on whether the locomotive is in motion or stopped
  - Six official railroad speeds with CrewTalk dialog
  - Eight diesel RPM levels
  - LEGACY "Real-Time Quilling Horn" control with instant response for realistic signature "quilling" and correctly timed warning signals

- Single hit or continuous mechanical bell sounds
- Sequence Control plays the sound effects of an entire trip, including warning sounds and announcements, based on the movement and speed of the locomotive
- Current speed and fuel dialog, refueling sound effects

- Front and rear **ElectroCouplers**
- Dual powerful maintenance-free motors with momentum flywheels
- Refined Conventional Transformer Control Mode with lower starting speeds
- Traction tires
- Fan-driven smoke unit
- Adjustable smoke output
- Directional lighting including LED headlights
- Operating marker lights
- Illuminated number boards
- Illuminated cab interior
- Oscillating ditch lights
- Die-cast metal trucks, pilot, and fuel tank
- Metal frame
- High level of separately applied metal details
- Engineer and conductor figures

## Non-Powered Locomotives Feature

- Metal frame
- Die-cast metal trucks, pilot, and couplers

- Front and rear magnetic couplers
- Select separately applied details
- Minimum Curve: 0-36
- Length: 19 1/2"

## A. 6-38584 Norfolk Southern LEGACY #7207 \$529.99

6-38585 Norfolk Southern LEGACY #7203 \$529.99 (not shown)

6-38586 Norfolk Southern Non-Powered #7209 \$259.99 (not shown)

## B. 6-38587 Conrail LEGACY #4126 \$529.99

6-38588 Conrail LEGACY #4129 \$529.99 (not shown)

6-38589 Conrail Non-Powered #4103 \$259.99 (not shown)

## C. 6-38722 Grand Trunk LEGACY #9085 \$529.99

6-38723 Grand Trunk LEGACY #9088 \$529.99 (not shown)

6-38724 Grand Trunk Non-Powered #9079 \$259.99 (not shown)

## D. 6-38725 Burlington LEGACY #9654 \$529.99

6-38726 Burlington LEGACY #9651 \$529.99 (not shown)

6-38727 Burlington Non-Powered #9660 \$259.99 (not shown)

## E. 6-38728 Pennsylvania #9942 LEGACY \$529.99

6-38729 Pennsylvania #9945 LEGACY \$529.99 (not shown)

6-38730 Pennsylvania #9947 Non-Powered \$259.99 (not shown)





LEGACY &  
NON-POWERED  
VERSIONS  
AVAILABLE



C



D



E



# CLASSIC CAB UNITS

## F3 AND F7 UNITS

Over all other first generation diesel locomotives, EMD's F-units became known as the engines that ended the steam era. Numerous railroads embraced these reliable locomotives, and as a result, the F-units were painted in some of the most famous liveries.

For 2012, the Lionel F-units are available in powered and non-powered pairs with ElectroCouplers at each end of the pair for easy operation. Additional powered and non-powered units are available separately.

### All Powered and Non-powered

#### A Units Feature

- Fan-driven smoke unit
- Adjustable smoke output in LEGACY Control or TMCC mode
- Directional lighting including LED headlights and back up light
- **ElectroCouplers** on front
- Die-cast metal trucks, pilot, fuel tank, and frame
- High level of separately applied metal details
- Cab window "glass"
- Illuminated number boards
- Operating marker lights on front
- Illuminated cab interior

#### Powered A Units Also Feature

- **LEGACY Control System** equipped – able to run in LEGACY Control mode, in TrainMaster Command Control mode, or in Conventional mode with a standard transformer
- **Odyssey II Speed Control** with On/Off switch
- **LEGACY RailSounds** sound system featuring:
  - CrewTalk dialog and TowerCom

announcements, each with different scenarios depending on whether the locomotive is in motion or stopped

- Six official railroad speeds with CrewTalk dialog
- Eight diesel RPM levels
- LEGACY "Real-Time Quilling Horn" control with instant quilling and correctly timed warning signals
- Single hit or continuous mechanical bell sounds
- Sequence Control plays the sound effects of an entire trip, including warning sounds and announcements, based on the movement and speed of the locomotive
- Current speed and fuel dialog, refueling sound effects

- Dual powerful maintenance-free motors with momentum flywheels
- Refined Conventional Transformer Control Mode with lower starting speeds
- Traction tires
- Engineer and conductor figures
- Minimum Curve: 0-31
- Length: 13" each unit

### All Powered and Non-powered

#### B Units Feature

- Die-cast metal trucks, fuel tank and frame
- Separately applied metal details

#### Powered B Units Also Feature

- **LEGACY Control System** equipped – able to run in LEGACY Control mode, in TrainMaster Command Control mode, or in Conventional mode with a standard transformer

- **Odyssey II Speed Control** with On/Off switch
- Fan-driven smoke unit
- Adjustable smoke output in LEGACY control & TMCC mode
- Dual powerful maintenance-free motors with momentum flywheels
- Refined Conventional Transformer Control Mode with lower starting speeds
- **ElectroCoupler** on one end
- Traction tires
- Directional lighting
- Length: 13" each unit

## F3 AND F7 SETS

### Set Includes

- One powered unit
- One non-powered unit

**A. 6-34689** Western Maryland F7 AA Set **\$729.99**

**B. 6-34694** L&N F7 AA Set **\$729.99**

**C. 6-38717** Milwaukee F7 AA Set **\$729.99**

**D. 6-38712** Wabash F7 AA Set **\$729.99**

**E. 6-38702** Rio Grande F3 AA Set **\$729.99**

**F. 6-38707** Western Pacific F3 AB Set **\$649.99**

## POWERED B UNITS

**G. 6-34692** Western Maryland F7 Powered B-unit **\$399.99**

**H. 6-34697** L&N F7 Powered B-unit **\$399.99**

**I. 6-38175** Wabash F7 Powered B-unit **\$399.99**

**J. 6-38700** Burlington F3 Powered B-unit **\$399.99**

**K. 6-38705** Rio Grande F3 Powered B-unit **\$399.99**

**L. 6-38711** Western Pacific F3 Powered B-unit **\$399.99**

## NON-POWERED UNITS (NOT SHOWN)

**6-34693** Western Maryland F7 Non-Powered B-unit **\$249.99**

**6-34698** L&N F7 Non-Powered B-unit **\$249.99**

**6-38716** Wabash F7 Non-Powered B-unit **\$249.99**

**6-38721** Milwaukee F7 Non-Powered B-unit **\$249.99**

**6-38701** Burlington F3 Non-Powered B-unit **\$249.99**

**6-38706** Rio Grande F3 Non-Powered B-unit **\$249.99**

**6-38710** Western Pacific F3 Non-Powered A-unit **\$379.99**

A

B



C



D



E



F



J



K



L



H



I



G





# BALDWIN RF-16s



## "SHARKNOSES"

Styled after Pennsylvania's T-1 turbine steam locomotive, Baldwin produced over 150 RF-16 locomotives for just a few years in the early 1950s. These 1600-horsepower cab-units were known for excellent performance, with many serving into the 1960s.

### SHARKNOSE AA SETS

#### Set Includes

- One powered A-unit
- One non-powered A-unit

#### All Powered and Non-powered A Units Feature

- Fan-driven smoke unit
- Directional lighting including LED headlights
- Front **ElectroCouplers**
- Die-cast metal trucks, pilots, fuel tanks, and frame
- High level of separately applied metal details
- Illuminated number boards
- Operating marker lights on front
- Illuminated cab interior
- Opening doors

#### Powered A Units Also Feature

- **LEGACY Control System** equipped – able to run in LEGACY Control mode, in TrainMaster Command Control mode, or in Conventional mode with a standard transformer
- **Odyssey II Speed Control** with On/Off switch
- **LEGACY RailSounds** sound system featuring:
  - CrewTalk dialog and TowerCom announcements, each with different scenarios depending on whether the locomotive is in motion or stopped
  - Six official railroad speeds with CrewTalk dialog
  - Eight diesel RPM levels
  - LEGACY "Real-Time Quilling Horn" control with instant response for realistic signature "quilling" and correctly timed warning signals
  - Single hit or continuous mechanical bell sounds
  - Sequence Control plays the sound effects of an entire trip, including warning sounds and announcements, based on the movement and speed of the locomotive

- Current speed and fuel dialog, refueling sound effects

- Dual powerful maintenance-free motors with momentum flywheels
- Refined conventional transformer control mode with lower starting speeds
- Traction tires
- Engineer and conductor figures
- Minimum Curve: 0-36
- Length: Approx. 26"

- A. 6-34701 Pennsylvania \$729.99
- B. 6-38558 Delaware & Hudson \$729.99
- C. 6-38563 Baltimore & Ohio \$729.99
- D. 6-38568 New York Central \$729.99
- E. 6-38573 Southern Pacific \$729.99

#### SHARKNOSE POWERED B UNITS

- **LEGACY Control System** equipped – able to run in LEGACY Control mode, in TrainMaster Command Control mode, or in Conventional mode with a standard transformer
- Fan-driven smoke unit
- Adjustable smoke output in LEGACY Control & TMCC mode
- Dual powerful maintenance-free motors with momentum flywheels

- Refined Conventional Transformer Control Mode with lower starting speeds
- **ElectroCoupler** on one end
- Traction tires
- Directional back up light
- Die-cast metal trucks and fuel tank
- Separately applied metal details
- Minimum Curve: 0-36
- Length: 13"

- F. 6-34704 Pennsylvania \$399.99
- G. 6-38561 Delaware & Hudson \$399.99
- H. 6-38566 Baltimore & Ohio \$399.99
- I. 6-38571 New York Central \$399.99
- J. 6-38576 Southern Pacific \$399.99

#### NON-POWERED B UNITS (NOT SHOWN)

- Die-cast metal trucks, fuel tank, and frame
- Separately applied metal details
- Minimum Curve: 0-36
- Length: 13"

- 6-34705 Pennsylvania \$249.99
- 6-38562 Delaware & Hudson \$249.99
- 6-38567 Baltimore & Ohio \$249.99
- 6-38572 New York Central \$249.99
- 6-38577 Southern Pacific \$249.99







# SINGLE CENTIPEDES

ALL ITEMS  
NEW

Centipedes take their place as some of the largest diesel locomotives ever produced – and the most distinctive, with their iconic Baldwin “baby face” appearance. Lionel now offers its exquisite die-cast metal model of the Centipede as a single unit in three prototypical roadnames.

- **LEGACY Control System** equipped – able to run in LEGACY Control mode, in TrainMaster Command Control mode, or in Conventional mode with a standard transformer
- **Odyssey II Speed Control** with On/Off switch
- **LEGACY RailSounds** sound system featuring:

- CrewTalk dialog and TowerCom announcements, each with different scenarios depending on whether the locomotive is in motion or stopped
- Six official railroad speeds with CrewTalk dialog
- Eight diesel RPM levels
- LEGACY “Real-Time Quilling Horn” control with instant quilling and correctly timed warning signals
- Single hit or continuous mechanical bell sounds
- Sequence Control plays the sound effects of an entire trip, including warning sounds

and announcements, based on the movement and speed of the locomotive

- Current speed and fuel dialog, refueling sound effects

- Front and rear **ElectroCouplers**
- Two powerful maintenance-free motors with momentum flywheel per unit
- Refined Conventional Transformer Control mode with lower starting speeds
- Traction tires
- Two fan-driven smoke units
- Adjustable smoke output
- Directional lighting including dual LED headlights

- Operating marker lights
- Illuminated number boards
- Die-cast metal body, trucks, pilot, and fuel tank
- Metal frame
- High level of separately applied metal details
- Engineer and conductor figures
- Minimum Curve: 0-72
- Length: Approx 23 1/2"

**A. 6-34676 Pennsylvania \$1099.99**

**B. 6-34677 Seaboard \$1099.99**

**C. 6-34680 N de M \$1099.99**



# DOUBLE DIESEL

**Canadian Pacific DD35 “Double Diesel”**  
One of the most unique engines ever offered in O gauge, the DD35 returns to the Lionel line in “what-if” Canadian Pacific livery. Both a powered and a non-powered unit are available.

## Both DD35A Diesels Feature

- Front and rear **ElectroCouplers**
- Smoke output from two separate stacks
- Fan-driven smoke unit
- Adjustable smoke output in LEGACY Control or TMCC mode
- Directional lighting, including LED headlights and operating marker lights
- Illuminated number boards
- Illuminated cab interior
- Die-cast metal trucks, pilot, and fuel tank
- Die-cast metal frame
- Separately applied metal details
- Engineer and conductor figures

## Powered Unit Also Features

**LEGACY Control System** equipped – able to run in LEGACY Control mode, in TrainMaster Command Control mode, or in Conventional mode with a standard transformer

- **Odyssey II Speed Control** with On/Off switch
- **LEGACY RailSounds** sound system featuring:

- CrewTalk dialog and TowerCom announcements, each with different scenarios depending on whether the locomotive is in motion or stopped
- Six official railroad speeds with CrewTalk dialog
- Eight diesel RPM levels
- LEGACY “Real-Time Quilling Horn” control with instant quilling and correctly timed warning signals
- Single hit or continuous mechanical bell sounds
- Sequence Control plays the sound effects of an entire trip, including warning sounds and announcements, based on the movement and speed of the locomotive
- Current speed and fuel dialog, refueling sound effects

- Dual powerful maintenance-free motors with momentum flywheels
- Refined Conventional Transformer Control Mode with lower starting speeds
- Traction tires

- Minimum Curve: 0-42/0-54 recommended
- Length: 22 1/2"

**D. 6-38494 Canadian Pacific #9864 \$599.99**

**6-38495 Canadian Pacific #9868 (Non-Powered) \$439.99**





DIE-CAST  
METAL  
BODIES AND  
FRAMES





# TANKTRAIN 2-PACKS



First built in the 1970s, the TankTrain system provided a faster, more economical way to load and unload unit trains of tank cars. Strings of these cars were connected with hoses and valves. Rather than unload or load each car

individually, a crew could handle the entire string from one end of the train. Lionel offers all-new road numbers on some classic TankTrain paint schemes.

#### Each TankTrain Car Features:

- Die-cast metal sprung trucks with rotating bearing caps and operating couplers with hidden uncoupling tab
- Separately applied metal details



UNIQUE ROAD  
NUMBER ON  
EACH CAR

ALL ITEMS  
**NEW**



- Flexible hoses between cars
- Unique road number on each car
- Minimum Curve: 0-31
- Length: 15 1/2" each

A. 6-29777 Cibro 2-Pack \$159.99  
 B. 6-29771 Canadian National 2-Pack \$159.99  
 C. 6-29774 GATX 2-Pack \$159.99



# AUTO RACK CARS

## AUTO RACK CAR 2-PACKS

Expand the previously offered Motor City Express set on pages 12-13 with these new, uniquely numbered cars. New Auto Rack 2-packs are available in six modern roadnames.

- 1:48th scale design
- Die-cast metal sprung trucks and operating couplers
- Hidden uncoupling tabs
- Rotating bearing caps on trucks

- Opening door at both ends
- Bi-level rack in interior
- Load interior of car with Lionel auto carrier cars (sold separately, soon to be available by Lionel)
- Self-adjusting couplers allow for operation on tighter curve layouts
- Minimum Curve: 0-54
- Length: Approx. 24" each

- A. 6-19393 BNSF \$219.99
- B. 6-19394 Union Pacific \$219.99
- C. 6-19395 Grand Trunk \$219.99
- D. 6-19396 CSX \$219.99
- E. 6-19397 Canadian National \$219.99
- F. 6-19398 Conrail \$219.99

UNIQUE  
ROAD NUMBER  
ON EACH  
CARRIER



A



B



C





D



E



F

ALL ITEMS  
**NEW**

SEE PAGES  
12-13 FOR  
AUTO CARRIER  
SET



# FREIGHT CARS

## 3-BAY AND 2-BAY OFFSET HOPPERS

- Die-cast metal sprung trucks and operating couplers
- Hidden uncoupling tabs
- Die-cast metal frame and body
- Rotating bearing caps on 3-Bay Hoppers
- Removable single-piece coal load
- Opening bottom hatches
- Minimum Curve: 0-31
- Length: 12 3/4" (3-Bay)  
9 1/2" (Offset)

A. 6-27489 CSX/Chessie 3-Bay \$79.99

B. 6-27488 Clinchfield 3-Bay \$79.99

C. 6-27078 Frisco 3-Bay \$79.99

D. 6-27077 L&N Offset Hopper \$69.99

## MODERN BOXCARS

In the 1960's, 50' and 60' boxcars became common sight on the rail lines replacing many aging boxcar fleets of the past.

- Die-cast metal sprung trucks and operating couplers
- Hidden uncoupling tabs
- Rotating bearing caps
- Separately applied metal underframe and body details
- Opening doors
- Minimum Curve: 0-36
- Length: 16"

E. 6-27086 Grand Trunk 60' Boxcar \$84.99

F. 6-27087 Canadian National 60' Boxcar \$84.99

## G. C&NW PS-1 BOXCAR

- Die-cast metal sprung trucks with operating couplers
- Hidden uncoupling tabs
- Separately applied metal underframe details
- Box loads in interior
- Minimum Curve: 0-31
- Length: 11 1/2"

6-27072 \$69.99

A



B



C









# COVERED HOPPERS

## ACF ALUMINUM HOPPERS

- Die-cast metal sprung trucks and operating couplers

- Hidden uncoupling tabs
- Rotating bearing caps on trucks
- Extruded aluminum body

- Die-cast metal end platforms
- Separately applied details and piping
- Minimum Curve: 0-31
- Length: 11 1/4"

- A. 6-27490 Santa Fe \$84.99
- B. 6-27491 Great Northern \$84.99
- C. 6-27463 Pennsylvania \$84.99

DIE-CAST  
METAL  
ENDS



ALUMINUM  
BODIES



### PS-2 HOPPERS

- Die-cast metal sprung trucks and operating couplers
- Hidden uncoupling tabs

- Die-cast metal ends and center sill
- Opening roof hatches
- Minimum Curve: 0-31
- Length: 10 1/4"

D. 6-27081 Burlington Northern \$69.99  
E. 6-27083 Rock Island \$69.99  
F. 6-27085 Wabash \$69.99

DIE-CAST  
METAL ENDS  
AND SILL



D



E



F



# SCALE FREIGHT CARS

## 8,000 GALLON TANK CARS

- Die-cast metal sprung trucks with operating couplers
- Hidden uncoupling tabs
- Separately applied metal details
- Die-cast metal platforms, ends, and air cylinders on Unibody tank cars
- Minimum Curve: 0-31
- Length: 9"

A. 6-27084 Seaboard \$69.99

B. 6-27090 Northern Pacific \$69.99

C. 6-27498 DM&IR \$69.99







**DIE-CAST  
METAL  
BODY**

D



**OPERATING  
DROP  
ENDS**

E

#### D. MERRILL & RING SKELETON LOG CAR

- Die-cast metal sprung trucks and operating couplers
- Die-cast metal bodies
- Authentically detailed brake rigging and air cylinder
- Removable realistic simulated wood log attached to each car with two metal chains
- Minimum Curve: 0-31
- Length: 9"

6-27863 \$69.99

#### E. M-K-T PS-5 GONDOLA

- Die-cast metal sprung trucks and operating couplers
- Hidden uncoupling tab
- Removable three-section cover with metal catwalk and handles
- Opening access hatch on gondola cover
- Folding drop ends
- Metal underframe details
- Minimum Curve: 0-31
- Length: 14 1/2"

6-27088 \$64.99



# CLASSIC SCALE CABOOSES

## NORTHEASTERN-STYLE CABOOSES

- Die-cast metal trucks and operating couplers
- Hidden uncoupling tabs
- Separately applied metal underframe details
- Smoke unit with On/Off control
- Train crew figure
- Interior illumination
- Detailed and painted interior
- Opening doors
- Minimum Curve: 0-31
- Length: 8 ½"

A. 6-27669 Penn Central \$89.99

B. 6-27670 Canadian Pacific \$89.99

C. 6-27642 Virginian \$89.99

D. 6-27664 L&W \$89.99

## E. BALDWIN I-12 CABOOSE

- Die-cast metal trucks and operating couplers
- Hidden uncoupling tabs
- Separately applied metal underframe details
- Smoke unit with On/Off control
- Detailed and painted interior with figures
- Interior illumination
- End lights
- Minimum Curve: 0-31
- Length: 9 ½"

6-27649 \$84.99

## WORK CABOOSES

- Die-cast metal trucks and operating couplers
- Hidden uncoupling tabs
- Die-cast metal flatcar body
- Real wood deck
- Metal underframe details
- Minimum Curve: 0-31
- Length: 11 ¼"

F. 6-27672 Weyerhaeuser \$79.99

G. 6-27671 West Side Lumber \$79.99







D



E



F



G



Standard 0 Scale | FREIGHT CARS

# MORE CLASSIC CABOOSES

## WOOD-SIDED CABOOSES

- Die-cast metal trucks and operating couplers
- Hidden uncoupling tabs
- Separately applied underframe details
- Interior illumination
- Minimum Curve: 0-31
- Durable plastic construction with simulated wood siding
- Length: 9 1/4"

A. 6-27678 Santa Fe \$84.99

B. 6-27679 Northern Pacific \$84.99

C. 6-27680 Great Northern \$84.99



Standard 0 Scale | PASSENGER CARS

# NEW YORK CENTRAL 20TH CENTURY LIMITED

## LIMITED HEAVYWEIGHT CARS

Dressed in classic Pullman green, these heavyweight cars are ready for service with the New York Central's famed *20th Century Limited*

train, running from New York to Chicago.

### 2-Pack Includes

- 6-25719 4857 Baggage Car
- 6-25720 "Poplar Highlands" Sleeper Car

### All Cars Feature

- Die-cast metal sprung trucks and operating couplers
- Hidden uncoupling tabs
- Flexible diaphragms between cars
- Opening doors
- Detailed interiors with passenger figures
- Overhead interior lighting with On/Off switch







A



B

- Minimum Curve: 0-54
- Length: 2-Pack: 38"
- Diner: 19"

A. 6-25718 2-Pack \$279.99  
B. 6-25790 Diner \$139.99







# LIONEL REMOTE OPERATING SYSTEM THOMAS & FRIENDS™ SET

Thomas the Tank Engine™ and his faithful coaches Annie and Clarabel are ready for duty on your layout!

This set includes everything you need to run your train, including a generous FasTrack loop that assembles in a flash. The power adapter plugs into the wall, and then connects directly to a special track section.

Thomas is controlled using his very own blue remote. Go forward, reverse, or stop. Sound the whistle or bell—or have Sir Topham Hatt announce “All aboard!” at the press of a button.

Thomas' moving eyes ensure that your journey on everyone's #1 engine is a safe one, and the removable roofs of Annie and Clarabel allow you to load and unload your passengers.

#### Set Includes:

Thomas the Tank Engine™ with three interchangeable faces, Annie, Clarabel, one straight FasTrack track section, eight curved FasTrack track sections, a FasTrack terminal section, remote control, wallpack power supply

#### Features:

- Electric locomotive controlled by remote
- Remote controller with forward and reverse speed control knob, whistle sound, bell sound, and “All aboard!” announcement (requires three AAA alkaline batteries, not included)
- Steam background sounds
- Moving eyes on Thomas the Tank Engine™
- Powerful maintenance-free motor
- Traction tire

- Set of three removable faces
  - Removable roofs on Thomas, Annie and Clarabel
  - Operating coupler on rear of locomotive
  - Dual operating couplers on Annie and Clarabel
  - Run on any O Gauge track system that is powered up to around 18 volts
  - Set Length: 21"
  - Layout Dimensions: 40" x 50"
  - Minimum Curve: 0-27
- 6-30190 \$159.99**



Set includes three interchangeable faces and a remote



# Introducing Lionel Remote Operating System

## **Easy-to-setup**

- Train set, track, and wall-pack power supply included
- Ready-to-run out of the box!

## **Easy-to-use power and control system**


- Basic wall-pack power supply
- Terminal track section with a jack for connecting the wall pack
- A child-friendly hand-held remote control that is color-coordinated with the locomotive it controls (requires three AAA alkaline batteries, not included)

## **Run more than one locomotive on the same track!**

- The remotes are color-coordinated with the locomotives for convenience
- Locomotives listen for commands from their color-coordinated remotes
- The locomotive's speed, direction, and sounds are determined by distinct commands sent directly to the engine



CAN RUN  
ON ANY  
COMMAND  
CONTROLLED  
LAYOUT





# READY-TO-RUN SETS

## A. HORSESHOE CURVE FREIGHT SET

High in the Alleghenies near Altoona, PA, the mighty Berkshire warhorse hauls freight through world famous Horseshoe Curve, known to some as "8th Wonder of the World". This new Lionel Ready-to-Run train set comes loaded with a full set of cars, an expansive "figure 8" track layout, and a powerful CW-80 transformer.

### Set Includes

- Berkshire steam locomotive and tender, 4-bay hopper, reefer, double-door boxcar, porthole caboose, CW-80 Transformer,

"Figure 8" track set including 12 curved FasTrack sections, three 10" straight FasTrack sections, four 5" straight FasTrack sections, one FastTrack terminal section, and a 90-degree crossover FasTrack section

### Locomotive Features

- Transformer controlled forward, neutral, and reverse operation
- RailSounds RTR sound system with upgraded sound quality featuring steam chuffing, steam whistle, bell, and user-activated crew dialogue scenarios
- Die-cast metal locomotive body, frame, and trucks

- Operating headlight
- Operating coupler on rear of tender
- Powerful maintenance-free motor with momentum flywheel
- Traction tires
- Puffing smoke
- Engineer and fireman figures
- Die-cast metal tender body and trucks

### Rolling Stock Features

- Operating couplers on all freight cars
- Die-cast metal sprung trucks on all freight cars except caboose
- Die-cast metal trucks on caboose

- Opening doors on boxcar and reefer
- Metal frame on boxcar
- Roof cover on hopper
- Interior illumination in caboose
- Antenna system on caboose roof

### Set Features

- Each car in set individually boxed
- Set Minimum Curve: 0-27
- Set Length: Approx. 60"
- "Figure 8" layout dimensions: 40" x 90 1/2"

**6-30180 \$439.99**



## B. GG1 FREIGHT SET

A classic GG1 electric locomotive leads the way with its distinctive styling, and a traditional Pennsylvania caboose with round porthole windows trails behind. Two piggyback trailers with curved noses ride a flatcar, and a single-dome tank car rounds out the consist.

The set also includes a classic Lionel generator car, uniquely decorated for service at Altoona, with a work light that can be placed trackside.

### Set Includes

GG1 electric locomotive, generator car, single-dome tank car, flatcar with two piggyback trailers, porthole caboose, three straight FasTrack track sections, eight curved FasTrack track sections, a FasTrack terminal section, CW-80 Transformer

### Locomotive Features

- Transformer controlled forward, neutral, and reverse operation
- Conventional RailSounds sound system
- Powerful maintenance-free motor
- Directional headlights
- Die-cast metal body, pilots, and trucks



**FIGURE 8  
LAYOUT**

**RAILSOUNDS  
RTR**



**DIE-CAST  
METAL GG-1  
LOCOMOTIVE  
BODY**



- Metal frame
- Operating couplers
- Illuminated marker lenses
- Operating pantographs raise and lower manually
- Traction tires
- Magne-Traction

#### **Rolling Stock Features**

- Die-cast metal sprung trucks (caboose has die-cast trucks)
- Operating couplers
- Removable trailers on flatcar
- Operating work light plugs into generator car
- Lighted interior in caboose

#### **Set Features**

- Each car in set is individually boxed
  - Minimum Curve: 0-27
  - Set Length: Approx. 54"
  - Layout Dimensions: 40" x 60"
- 6-30171 \$549.99**



# GREAT NORTHERN MOUNTAIN

## Great Northern Mountain Mover Set

Go West! That was the command of the day back in the early years of the United States but in the great north cutting through mountains, heavy forests, and rough terrain was an arduous task for the railroads. Often delaying expansion for many months and putting the westward push at risk. Now you can use some of the tools of the trade! Move those rocks and coal to settle this great nation and to expand your railroad kingdom with the Great Northern Mountain Mover Steam Freight Set.

## Set Includes

0-8-0 Steam locomotive and tender, quad hopper, operating coal dump car, tank car, work caboose, eight curve 0-36 FasTrack sections, two straight FasTrack sections, one straight uncoupling track section, one FasTrack terminal section, a powerful CW-80 Transformer

## Locomotive Features

- Transformer controlled forward, neutral, and reverse operation
- RailSounds RTR sound system with

steam chuffing, whistle, bell, and user-activated crew dialog scenarios

- Operating headlight
- Puffing smoke unit
- Die-cast operating coupler on front of locomotive
- Operating coupler on rear of tender
- Powerful maintenance-free motor
- Traction tires
- Die-cast metal locomotive body and frame
- Upgraded drive rod assembly
- Silver metal rims on drive wheels

- Engineer and fireman figures
- Round Vanderbilt-style tender

## Rolling Stock Features

- Operating couplers
- Die-cast metal sprung trucks (except caboose)
- Die-cast metal trucks on caboose
- Removable coal load in hopper
- Metal handrails, platform, and ladders on tank car
- Illuminated interior in caboose



# ROCK ISLAND ROCKET

## Rock Island Rocket Freight Set

The striking Rock Island Rocket Freight thunders out of Chicago and burns across the plains in a brilliant silver and red streak.

## Set Includes

FT diesel locomotive, boxcar, 4-bay hopper, Allis-Chalmers heat exchange car, extended vision caboose, three straight FasTrack track sections, eight curved 0-36 FasTrack track sections, a FasTrack terminal section, CW-80 Transformer

## Locomotive Features

- Transformer controlled forward, neutral, and reverse operation
- RailSounds RTR sound system with diesel revving, horn, bell, and user-activated crew dialog scenarios
- Operating headlight
- Operating coupler on both ends
- Dual powerful maintenance-free motors
- Die-cast metal trucks, pilot, fuel tank
- Metal frame

- Lighted cab interior
- Engineer and conductor figures

## Rolling Stock Features

- Operating couplers
- Die-cast metal sprung trucks (except caboose)
- Die-cast metal trucks on caboose
- Opening doors on boxcar
- Removable coal load insert on hopper
- Detailed lighted interior in caboose

## Set Features

- Each car in set is individually boxed
  - Set Length: Approx. 55"
  - Layout Dimensions: 40" x 60"
  - Minimum Curve: 0-27
- 6-30179 \$399.99**





# MOVER

NEW

RAILSOUNDS  
RTR

- Coal dump car dumps included coal at the touch of a button (remote control track section required)
- Includes coal load and unloading bin

#### Set Features

- Each car in set is individually boxed
  - Minimum Curve 0-27
  - Set Length: Approx. 69"
  - Layout Dimensions: 40" x 60"
- 6-31746 \$389.99



DUAL  
MOTORS

RAILSOUNDS  
RTR





# GRAND CENTRAL EXPRESS

## A. GRAND CENTRAL EXPRESS SET

One of America's greatest transportation hubs and one of New York City's most iconic buildings, Grand Central Terminal is a national institution and an international example of giving new life to an historic building that otherwise would have been destroyed. Over the course of its colorful, tumultuous, nearly 100-year history, Grand Central has become a destination for commuters, visitors and residents alike, boasting restaurants, cocktail lounges, a gourmet market, and numerous specialty shops. Its storied Vanderbilt Hall, once the receiving area for travelers, is now a major public events space.

As it celebrates its Centennial in 2013, Grand Central Terminal stands today as one of New York City's most famous landmarks—from its marble halls to its priceless Tiffany clock that serves as a favorite meeting place for both New Yorkers

and visitors from around the world... from its singular façade adorned with the Roman god Mercury, to the evocative view of the stars on its massive interior vault.

Yes, it's beautiful. And yes, it's historic. But more than a landmark, Grand Central Terminal serves as the irreplaceable heart of New York's integrated (and integral) transportation system — the thing that keeps the city itself running. Every day 750,000 people pass through its storied hallways. It is a living, breathing monument to public transportation. A testament to the fact that bold ideas, when executed with vigor and precision, can remain as vital and important as they were 100 years ago.

In honor of the 100th anniversary of the world-famous Grand Central Terminal in New York City, Lionel proudly offers the ready-to-run Grand Central Express with official anniversary markings.

## Set Includes

FT diesel locomotive, two coach cars, observation car, three straight FasTrack track sections, eight curved 0-36 FasTrack track sections, a FasTrack terminal section, CW-80 Transformer

## Locomotive Features:

- Transformer controlled forward, neutral, and reverse operation
- RailSounds RTR sound system with diesel revving, horn, bell, and user-activated crew dialog scenarios
- Operating headlights
- Operating coupler on both ends
- Traction tires
- Dual powerful maintenance-free motors
- Die-cast metal trucks, pilot, fuel tank
- Metal frame
- Lighted cab interior
- Engineer and conductor figures

## Passenger Cars Feature

- Die-cast metal trucks and operating couplers
- Detailed and lighted interiors
- Flexible diaphragms between cars
- Opening doors

## Set Features

- Each car in set is individually boxed
  - Set Length: 52 1/2"
  - Layout Dimensions: 40" x 60"
  - Minimum Curve: 0-27
- 6-30195 \$439.99**

## B. GRAND CENTRAL EXPRESS PASSENGER 2-PACK

Includes diner and baggage car

## Features:

- Die-cast metal trucks and operating couplers
  - Authentically detailed interiors
  - Interior illumination in diner car
  - Flexible diaphragms between cars
  - Opening doors
  - Length: 13"
  - Minimum Curve: 0-27
- 6-35247 \$139.99**



# NJ TRANSIT®



## NJ TRANSIT Ready-To-Run Limited Edition Maintenance-of-Way Set

Maintaining the system's rail infrastructure is an arduous task. With a dedicated team of employees, NJ TRANSIT maintains over 500 track miles across New Jersey to ensure the seamless movement of more than 150 locomotives and 1,000 passenger cars daily. The core function of rail maintenance along the NJ TRANSIT system requires up to 800 car loads of ballast per year, weighing 80,000 tons. When considering the miles of replaced rail and ties, it is truly a remarkable operation.

For the first time ever, Lionel offers the NJ TRANSIT Ready-To-Run Limited Edition Maintenance-of-Way Set, led by GP-40 locomotive 4302. This locomotive is prototypically numbered and a work horse across the NJ TRANSIT system. Outfitted for major fun and endless hours of play value, this set includes the flatcars and dump car required to carry ballast, steel and wood loads to their intended destinations. And, to further add to the experience, the steel and wood loads are carried on trailer flatbeds transported via flatcars prototypically numbered from the NJ TRANSIT fleet. A flatcar

is also included to transport two die-cast semi-tractors, so you'll have maximum flexibility in transporting materials statewide. This special set also features the return of Lionel's high-quality die-cast dump car. Prototypically numbered for NJ TRANSIT, it includes realistic ballast to dump where needed on your layout. Closing out this gem set is a NJ TRANSIT illuminated bay window caboose also prototypically numbered and designed. Service your model railroad today with the NJ TRANSIT Ready-To-Run Limited Edition Maintenance-of-Way Set.

## Set Includes

- GP-40, flatcar with two semi tractors, dump car, with ballast load, two flatcars with construction trailers, caboose, eight curved 0-36 FasTrack sections, two straight FasTrack sections, one FasTrack terminal section, one FasTrack uncoupling section, CW-80 Transformer

## Locomotive Features

- Transformer controlled forward, neutral and reverse operation
- RailSounds RTR sound system with diesel revving, horn, bell, and user-activated crew dialog scenarios





**GRAND CENTRAL**  
100 YEARS®

Official 100 Year anniversary logo  
on locomotive and observation  
car drumhead



- Dual operating couplers
- Dual powerful maintenance-free motors
- Metal frame

#### **Rolling Stock Features**

- Operating couplers
- Die-cast metal sprung trucks (except caboose)
- Die-cast metal trucks on caboose
- Removable ballast load in dump car
- Two removable semi trucks on #9905 flatcar
- Removable flatbed trailer with 12 metal rails on #9906 flatcar

- Removable flatbed trailer with 30 wood ties on #9907 flatcar
- Metal frame and underside details on caboose
- Interior illumination in caboose

#### **Set Features**

- Each car in set is individually boxed
- Set Length: Approx. 67"
- Layout Dimensions: 40" x 60"
- Minimum Curve: 0-27

**6-30185 \$349.99**



# NASCAR® TRAIN SETS

Calling all NASCAR® fans! Lionel introduces six exciting new train sets, featuring the biggest stars in motorsports. Each set is designed so fans can show their support of their favorite driver. The gondola car, for instance, holds two 1:64 scale die-cast of the driver's two top paint schemes. From the authentic team and sponsor decoration to the real air whistle and puffing smoke, these sets bring the speed and excitement of NASCAR to your layout!

## All Sets on Pages 84-87 Include

- 2-4-2 locomotive and tender
- Gondola
- Hopper
- Caboose
- Eight curved FasTrack sections, three straight FasTrack section, one FasTrack terminal section
- PowerMax transformer

## Locomotives Feature

- Transformer controlled forward, neutral, and reverse operation
- Realistic air whistle in tender
- Operating headlight
- Puffing smoke unit
- Operating coupler on rear of tender
- Powerful maintenance-free motor
- Traction tire
- Die-cast metal locomotive body

## Rolling Stock Features

- Operating couplers
  - Two 1:64 scale die-cast cars
- Minimum Curve: 0-27  
 • Length: Approx. 45"  
 • Layout dimensions: 40" x 60"

**A. TX328RRGMDE** Dale Earnhardt® #3  
 \$274.99

**B. T8828RRMDEJ** Dale Earnhardt Jr.® #88  
 \$274.99




Dale Earnhardt, Dale Earnhardt, Inc., The Intimidator and Intimidator trademarks, trade dress, names, likenesses and copyrights are used under the authorization of Dale Earnhardt, Inc. © 2012 Dale Earnhardt, Inc.

ALL ITEMS  
NEW



© 2012 Hendrick Motorsports, LLC. The name, likeness and signature of Dale Earnhardt, Jr. and the likeness of the #88 Diet Mountain Dew/ National Guard Chevrolet are used with the permission of Hendrick Motorsports, LLC and JRM Licensing LLC. Diet Mountain Dew and AMP Energy are registered trademarks of PepsiCo, Inc.







Traditional | SETS

# NASCAR® TRAIN SETS

See page 84 for set features.

**A. T2428RRDUJG** Jeff Gordon®  
#24 \$274.99

**B. T4828RRLOJJ** Jimmy Johnson®  
#48 \$274.99

**C. T1828RRMMKB** Kyle Busch  
#18 \$274.99

**D. T1428RRDTS** Tony Stewart  
#14 \$274.99

A



© 2012 HGJ Licensing, LLC. The name, likeness and signature of Jeff Gordon and the likeness of the #24 DuPont Chevrolet are used under license granted by HGJ Licensing, LLC.

B



© 2012 HGJ Licensing, LLC. The name, likeness and signature of Jimmie Johnson and the likeness of the #48 Lowe's Chevrolet are used under license granted by HGJ Licensing, LLC.



ALL ITEMS  
**NEW**

C



"Kyle Busch", "#18", and "M&M'S" licensed under authority of Joe Gibbs Racing, Huntersville, NC. ©/TM M&M'S, the letter M and the M&M'S Characters are registered trademarks of Mars, Incorporated and its affiliates. Manufactured and distributed under license by Lionel® Nascar® Collectables. © Mars, Inc. 2012. [www.mms.com](http://www.mms.com).

D



The Tony Stewart®, Stewart-Haas Racing™ and #14® are trademarks of Stewart-Haas Racing and are used under license. Office Depot® and the Office Depot logo are registered trademarks of The Office Club, Inc. Mobil 1, Mobil "Pegasus" and the Flying Red Horse Mobil, Mobil 1 and the Pegasus design are registered trademarks of Exxon Mobil Corporation or one of its subsidiaries.





# POSTWAR INSPIRED

Up and Down the Mississippi...Folks Wait for this Illinois Central "Streak-Liner" to Blow Past

## A. #2239 ILLINOIS CENTRAL F3 FREIGHT SET

The brown, orange and gold colors of Illinois Central F3's are spotlighted in this power packed "O" gauge freight set. The big lines of the Mid-West prefer diesels because they give rocket-action power for high speeds over long, flat distances. The "2363" Illinois Central model gives you that same rocket-action power...with all the extra super-pull of MAGNE-TRACTION!

### Set Includes

- #2363P Illinois Central F3 A-unit (powered)
- #2363C Illinois Central F3 B-unit (non-powered)
- #6672 Santa Fe Reefer
- #6464-125 Pacemaker Boxcar
- #6414 Evans Auto Loader
- #6517 Bay Window Caboose

### Powered F3 A-unit Features

- Die-cast metal pilot and frame
- Die-cast metal trucks with operating coupler on one end
- Two Pullmor motors
- **Magne-Traction**
- Electronic E-unit with Direction Lock
- Electronic horn and bell with volume control

- Operating headlight
- Illuminated number boards and cab interior
- Traction tires

### Non-powered B-unit Features

- Die-cast metal frame
- Die-cast metal trucks



# POSTWAR F3 UNITS

## C. #2367 WABASH F3 AB SET

Offered only for a single year, the #2367 Wabash F3 decorated richly in royal blue is a desirable postwar collectible today.

### Set Includes:

- F3 powered A-unit
- F3 non-powered B-unit

### Features

- Powered F3 A-unit has the same great features as the powered A-unit in set above
- Non-powered F3 has the same great features as the non-powered B-unit in set above
- Postwar-inspired packaging
- Minimum Curve: 0-31
- Length: 13" each unit

6-38386 \$499.99

### Also Available!

## D. #2367 Wabash F3 Non-Powered A-Unit

- Has the same great features as the non-powered A-unit in set above
- Minimum Curve: 0-31
- Length: 13"

6-38388 \$169.99

## E. ARCHIVE NYC "RED LIGHTNING" F-3 AA SET

Matching the one-of-a-kind original show-room prototype, a red striped version of the NYC F3 is now available!

### Set Includes

- #2354P "Red Lightning" F3 A-unit (powered)
- #2354T "Red Lightning" F3 A-unit (non-powered)

### Features

- Powered F3 A-unit has the same great features as the powered A-unit in set above
- Non-powered F3 A-unit features die-cast pilot, frame, trucks and operating coupler on one end
- Postwar-inspired packaging
- Minimum Curve: 0-31
- Length: 13" each unit

6-38368 \$499.99

### Also Available!

## F. ARCHIVE NYC "RED LIGHTNING" NON-POWERED F3 B-UNIT

- Die-cast metal frame
- Die-cast metal trucks
- Postwar-inspired packaging
- Minimum Curve: 0-31
- Length: 13"

6-38380 \$169.99

## G. ARCHIVE SANTA FE "BLACK BONNET" F-3 AA SET

Shown in the 1948 catalog, the elusive "Black Bonnet" was never mass produced by Lionel – until now!

### Set Includes

- #2233P "Black Bonnet" F3 A-unit (powered)
- #2233T "Black Bonnet" F3 A-unit (non-powered)

### Features

- Powered F3 A-unit has the same great features as the powered A-unit in set above
- Non-powered F3 A-unit features die-cast pilot, frame, trucks and operating coupler on one end
- Postwar-inspired packaging
- Minimum Curve: 0-31
- Length: 13" each unit

6-38365 \$499.99

### Also Available!

## H. ARCHIVE "BLACK BONNET" NON-POWERED F3 B-UNIT

- Die-cast metal frame
- Die-cast metal trucks
- Postwar-inspired packaging
- Minimum Curve: 0-31
- Length: 13"

6-38379 \$169.99





#### Freight Cars Feature

- Die-cast metal bar end-style trucks
- Operating couplers
- Sliding metal door on reefer reveals control panel
- Opening doors on boxcar and reefer
- Metal frame on boxcar, reefer, and caboose
- Four removable autos in auto carrier
- Interior illumination in caboose

#### Set Features

- Each car individually boxed
  - Postwar-inspired packaging
  - Minimum Curve: 0-31
  - Set Length: Approx. 70"
- 6-38358 \$599.99**

#### Also Available!

#### B. #2363T ILLINOIS CENTRAL F3 NON-POWERED A-UNIT

- Die-cast metal pilot and frame
  - Die-cast metal trucks with operating couplers
  - Postwar-inspired packaging
  - Length: 13"
  - Minimum Curve: 0-31
- 6-38377 \$169.99**







# X-628 PROMOTIONAL NAVY OUTFIT

## A. X-628 PROMOTIONAL NAVY OUTFIT

Built in 1961, uncatalogued set X-628 was packed with operating fun and included an exciting variety of space and military-themed cars. This set included the only individually boxed version of the 3410 operating helicopter car. Of special interest to collectors is the 6017 caboose box that's overstamped with a -200 extension, making this set one of the most highly sought-after promotional outfits produced.

### Set Includes

- #224-1 U.S. Navy ALCo Diesel (powered)
- #224-1 U.S. Navy ALCo B-unit (non-powered)
- #3830 Operating Submarine Car
- #3665 Minuteman Missile Launching Car
- #3410 Operating Helicopter Launching Car
- #6017-200 U.S. Navy Caboose

### Powered ALCo A-unit Features

- Die-cast metal trucks
- Metal frame
- Pullmor motor
- Electronic e-unit with Direction Lock
- Electronic horn and bell with volume control
- Operating headlight
- **Magne-Traction**
- Traction tires

### Non-Powered B-unit Features

- Die-cast metal trucks
- Metal frame

### Freight Cars Feature

- Die-cast metal AAR-style trucks
- Removable submarine on flatcar
- Manually operating mechanism inside car launches plastic missile out of Minuteman car
- Metal frame on Minuteman car
- Remote Control track section required for Minuteman car
- Manually launch helicopter off flatcar deck
- Interior illumination in caboose
- Metal frame, ladders, and smokestack on caboose

### Set Features

- Each car individually boxed
- Postwar-inspired packaging
- Overstamped "-200" caboose box
- Set Minimum Curve: 0-27
- Set Length: Approx. 60"

**6-38353 \$599.99**





**B. #221 U.S. MARINE CORPS ALCo  
POWERED A-UNIT**

Another rare military ALCo, U.S. Marine Corps #221 was produced in 1964 for an uncatalogued outfit for J.C. Penney Co.

- Same great features as the powered A-unit in the U.S. Navy set.
- Postwar-inspired packaging
- Minimum Curve: 0-27
- Length: 10 3/4"

6-38357 \$299.99

**C. #221 U.S. MARINE CORP ALCo  
NON-POWERED B-UNIT**

- ALCo B-unit has the same great features as the non-powered B-unit in the U.S. Navy set
- Postwar-inspired packaging
- Minimum Curve: 0-27
- Length: 9"

6-38374 \$119.99







# U.P. ANNIVERSARY SET

In the striking colors of the famous U.P. – this train steals the show!

## A. #1464W UNION PACIFIC ALCo “ANNIVERSARY” PASSENGER SET

Famously dubbed the “Anniversary Set” by many collectors, #1464W is one of the most desirable of all Lionel postwar sets. Introduced in 1950, it’s pulled by the early high-caliber version of Lionel’s ALCo with a die-cast metal frame, rear steps, and illuminated number boards. The most desirable version of the U.P. ALCo sporting a grey nose and grey truck side frames is included in this special re-issue. The passenger cars in the Anniversary set were new, too, painted yellow with grey roofs to match the stunning ALCos locomotives.

### Set Includes

- #2023 U.P. ALCo Powered A
- #2023 U.P. ALCo Non-powered A
- #2481 Plainfield Pullman coach
- #2482 Westfield Pullman coach
- #2483 Livingston Observation car

### Both ALCo A-units Feature

- Die-cast metal trucks
- Die-cast metal frame
- Frame-mounted rear steps
- Front steps attached to the die-cast truck side frames
- Painted grey nose, frame, and truck sides
- Operating headlight
- Illuminated number boards

- Powered A-unit also Features
- Pullmor motor
- Electronic e-unit with Direction Lock
- Electronic horn and bell with volume control
- **Magne-Traction**
- Traction tires

### All Passenger Cars Feature

- Die-cast metal trucks and operating couplers
- Interior illumination
- Removable roofs with ventilator details
- Window silhouettes
- Red marker lights and clear back-up lens on Observation car

### Set Features

- Each car individually boxed
- Postwar-inspired packaging

- Minimum Curve: 0-27
- Set Length: Approx. 62 ½”

**6-38354 \$459.99**

## B. UNION PACIFIC #2484/2485 PASSENGER CAR 2-PACK

Imaginative matching add-ons to the “Anniversary Set”

### Pack Includes

- #2484 Combo Car
- #2485 Baggage Car

### Features

- Die-cast metal trucks and operating couplers
- Interior illumination in combo car
- Window silhouettes on combo car
- Removable roofs with ventilator details
- Archive cars now feature postwar inspired packaging
- Minimum Curve: 0-27
- Length: 13 ¼” each car

**6-27929 \$119.99**

B



A







C

**C. #2031 Rock Island ALCo AA Set**

This high-end version of the ALCo diesel was decorated in black and red Rock Island colors from 1952 through 1954.

- Same great features as the ALCo diesels in the Union Pacific set
  - Each unit individually boxed
  - Postwar-inspired packaging
  - Minimum Curve: 0-27
  - Length: Approx. 10 3/4" each engine
- 6-38371 \$399.99**







# POSTWAR FREIGHT

## A. ARCHIVE PASTEL FREIGHT 3-PACK

While prototype samples of these cars exist, they were never officially produced in the Lionel Postwar line. For the first time ever, these special pastel cars are available by Lionel.

- Die-cast metal bar-end style trucks and operating couplers
- Interior illumination in caboose
- Minimum Curve: 0-27
- Length: Gondola: 10"  
Hopper: 11 3/4"  
Caboose: 7 3/4"

6-27792 \$169.99

## B. ARCHIVE M&STL BOXCAR

- Die-cast metal sprung trucks and operating couplers
- Metal frame
- Opening doors
- Minimum Curve: 0-27
- Length: 10 1/2"

6-27791 \$54.99 B.

## C. #3854 PENNSYLVANIA OPERATING

### MERCHANDISE CAR

One of the first postwar operating cars, the Operating Merchandise Car is a prized piece in any Lionel collection. Load the crates into the roof hatch and watch them eject one by one when the door is opened with the press of a button. The newly-tooled Lionel reissue is made of durable plastic and features die-cast metal doors just like the original.

- Die-cast metal bar-end style trucks
- Operating couplers
- Open the door automatically at the touch of a button to eject box cubes from interior
- Remote Control Track section required
- Includes six merchandise cubes
- Postwar-inspired packaging
- Length: 11 1/2"
- Minimum Curve: 0-31

6-27941 \$74.99

3-PACK



# POSTWAR SCALE 6464 BOXCARS

## E. POSTWAR SCALE 6464 BOXCARS

- Classic Postwar 6464 decoration on 1:48 scale boxcars
- Die-cast metal sprung trucks with operating couplers
- Hidden uncoupling tabs
- Separately applied metal underframe details

- Box loads in interior
- Opening 8' Youngstown-style doors on postwar-inspired 2-Pack
- Minimum Curve: 0-31
- Length: 11 1/2"

6-27286 \$139.99







NEW

C



UNLOADS  
PACKAGES!



2-PACK

PW DECO  
ON 1:48  
SCALE  
CARS

E





# U.S. PRESIDENTIAL BOXCAR SERIES

The first four cars in this exciting new series celebrate the familiar faces on Mount Rushmore. All four American leaders left their indelible mark on history and their faces carved in stone. Millions of tourists visit the hills of South Dakota every year to see this beautiful monument, dedicated to the passion and American spirit that made these Presidents great. Now Lionel gives everyone the opportunity to join in sharing that spirit. With these colorfully

decorated cars, Made in America has never looked so good!

- Made in America from all-new tooling
- Die-cast metal sprung trucks and operating couplers
- Opening boxcar doors
- Metal frame
- Portrait of President and historical bio
- Length: 10 1/2" each
- Minimum Curve: 0-27

## Proudly Made in the USA!

- |                   |                    |                |
|-------------------|--------------------|----------------|
| <b>A. 6-39337</b> | George Washington  | <b>\$64.99</b> |
| <b>B. 6-39338</b> | Abraham Lincoln    | <b>\$64.99</b> |
| <b>C. 6-39339</b> | Theodore Roosevelt | <b>\$64.99</b> |
| <b>D. 6-39340</b> | Thomas Jefferson   | <b>\$64.99</b> |



## LIONEL REINTRODUCES "MADE IN THE USA" BOXCARS.

For the first time in about a decade, we're bringing Lionel manufacturing back to America with a new collection of boxcars featuring your favorite American brands and imagery!


- ★ New tooling!
- ★ All parts manufactured in America
- ★ Each boxcar fully assembled in America
- ★ Every package printed in America

The perfect gift for Lionel fans of all ages.

Don't miss this opportunity to celebrate the return of Lionel's renowned manufacturing tradition to American shores!







**Made in USA**





# LICENSED ROLLING STOCK

All boxcars on page 98-99 feature:

- Die-cast metal sprung trucks and operating couplers
- Metal frame
- Opening doors
- Length: 10 1/2"
- Minimum Curve: 0-27

**A. Elvis Presley® 30th Anniversary Boxcar**  
6-29980 \$69.99

**C. Coca-Cola® Christmas Boxcar**  
6-15071 \$69.99  
™ & © The Coca-Cola Company 2012

**E. Peanuts® Thanksgiving Boxcar**  
6-39351 \$69.99  
© Peanuts Worldwide LLC

**B. Thomas Kinkade Emerald City Boxcar**  
6-39362 \$69.99  
Image © 2012 Thomas Kinkade.  
™ & © Turner Entertainment Co. 2012

**D. Peanuts® Christmas Boxcar**  
6-15097 \$69.99  
© Peanuts Worldwide LLC

**F. Peanuts® Halloween Boxcar**  
6-39363 \$64.99  
© Peanuts Worldwide LLC

A



NEW

B



NEW

FEATURES  
"EMERALD CITY"  
DECORATION

C



Made in USA



D




Made in USA

E



Made in USA

F



Made in USA



# LICENSED ROLLING STOCK

## A. Coca-Cola Vat Car Features:

- Die-cast metal sprung trucks and operating couplers
  - Length: 11 1/4"
  - Minimum Curve: 0-27
- 6-26660 \$59.99**

## B. Coke Era Reefer #1 Features:

- Die-cast metal archbar trucks and operating couplers
  - Opening doors
  - Metal handrails, platform, and ladders
  - Length: 11"
  - Minimum Curve: 0-27
- 6-15069 \$54.99**

TM & © The Coca-Cola Company 2012

## C. Beatles "Nothing is Real" Aquarium Car

Authentic animated images from the Yellow Submarine film are decorated on the moving belt and background inside one of Lionel's most popular operating cars.

### Features:

- Authentic Beatles decoration on circling interior belt appear to move inside of car
  - Die-cast metal trucks and operating couplers
  - Powerful maintenance-free motor with On/Off switch
  - Interior illumination
  - Minimum Curve: 0-27
  - Length: 10 1/2"
- 6-29328 \$84.99**

## THE BEATLES® BOXCARS

- Die-cast metal sprung trucks and operating couplers
- Metal frame
- Opening doors
- Minimum Curve: 0-27
- Length: 10 1/2"

## D. A Hard Day's Night

**6-29968 \$64.99**

## E. Something New

**6-29969 \$64.99**

## F. Meet the Beatles! Boxcar 2-Pack

**6-29961 \$129.99**

A



B





NEW

C



D



E



F



2-PACK



# CLASSIC FREIGHT

## A. WESTERN PACIFIC 3-DOME TANK CAR

- Operating Couplers
- Metal handrails and ladders
- Minimum curve: 0-27
- Length: 10"

6-36177 \$39.99

## B. LIONEL LINES BOXCAR

- Operating Couplers
- Opening doors
- Minimum Curve: 0-27
- Length: 10 1/2"

6-15051 \$39.99

## C. REA REFRIGERATOR CAR

- Die-cast metal trucks and operating couplers
- Sliding metal door reveals controls
- Opening doors
- Minimum Curve: 0-27
- Length: 11"

6-27771 \$59.99

## D. SANTA FE 16-WHEEL FLATCAR

- Die-cast metal sprung trucks and operating couplers
- Die-cast metal body
- Two metal girders on Pennsylvania
- Transformer load on Santa Fe
- Minimum Curve: 0-31
- Length: 15 3/4"

G. 6-29656 Santa Fe with Transformer \$74.99

## E. PENNSYLVANIA FLATCAR WITH WHEEL LOAD

- Die-cast metal sprung trucks with operating couplers
- Hidden uncoupling tabs
- Die-cast metal flatcar body
- Separately applied metal underframe details
- Eight pairs of removable metal wheels
- Wheel support on deck
- Minimum Curve: 0-27
- Length: 11 1/4"

6-26699 \$54.99

## F. ERIE-LACKAWANNA DERRICK CAR

- Die-cast metal sprung trucks and operating couplers
- Movable boom
- Operating winch
- Minimum Curve: 0-27
- Length: 11"

6-37053 \$44.99

## G. LONG ISLAND RAIL ROAD PASSENGER CAR 2-PACK

- Includes coach and combination car
- Operating couplers
- Interior illumination
- Silhouettes in windows
- Length: 13 1/4" each car
- Minimum Curve: 0-27

6-35259 \$99.99

A



B



C





D



E



F



G





# HALLOWEEN THRILLS

## A. ZOMBIE AQUARIUM CAR

- Zombies decorated on circling interior belt appear to move inside of car
- Die-cast metal trucks and operating couplers
- Powerful maintenance-free motor with On/Off switch
- Interior illumination
- Minimum Curve: 0-27
- Length: 10 1/2"

6-37056 \$79.99

## B. GHOST GLOBE CAR

This illuminated ghostly globe includes eerie flickering lighting and chilling sound effects

- Die-cast metal sprung trucks with operating couplers
- Dual power pickup rollers
- Flashing LED lighting
- Halloween sound effects
- On/Off switch for sounds
- Minimum Curve: 0-27
- Length: 11"

6-37058 \$74.99

## C. PEANUTS® HALLOWEEN AQUARIUM CAR

- Peanuts characters decorated on circling interior belt appear to move inside of car
- Die-cast metal trucks and operating couplers
- Powerful maintenance-free motor with On/Off switch
- Interior illumination
- Minimum Curve: 0-27
- Length: 10 1/2"

6-29329 \$84.99

## D. PEANUTS® HALLOWEEN BOXCAR

- Die-cast metal sprung trucks and operating couplers
- Metal frame
- Opening doors
- Minimum Curve: 0-27
- Length: 10 1/2"

6-39363 \$64.99

©2012 Peanuts Worldwide LLC

## E. HAUNTED PASSENGER STATION

Be prepared to be scared! Enjoy the spirit of Halloween with this all new twist on an old favorite, newly decorated for people waiting on that chilling train in that old ghost town.

- Illuminated interior with dimming effect
- Spooky decoration
- Dimensions: 12 1/8" x 8 1/4" x 6 1/2"

6-37998 \$74.99

## F. HALLOWEEN SEARCHLIGHT CAR

Are you afraid of the dark? If so, this car is a must-have! Bat silhouettes are decorated on the searchlight lens.

### Features:

- Die-cast metal trucks and operating couplers
- Illuminated searchlight
- Manually adjustable light position
- Length: 11"
- Minimum Curve: 0-27

6-37038 \$45.99

## G. JACK-O-LANTERN FLATCAR

Five illuminated Jack-o-Lanterns hitch a ride on this flatcar for Halloween.

### Features:

- Die-cast metal sprung trucks and operating couplers
- Lighted Jack-O-Lanterns
- Length: 11"
- Minimum Curve: 0-27

6-37015 \$74.99



Opposite side shown







E



F

G



**POLAR EXPRESS HANDCAR**

- Powerful maintenance-free motor
  - Traction tires
  - Runs in one direction only
  - Length: 4"
  - Minimum Curve: 0-27
- 6-28425 \$97.99**

™ & © Warner Bros Entertainment Inc.



# "TIS THE SEASON" ACCESSORIES

## 'TIS THE SEASON ACCESSORY BUNDLE

Whether you are setting up a temporary Christmas scene or creating a modular layout, this bundle of Christmas-themed accessories is an easy way to recreate a winter wonderland and save. Retail value of accessories sold individually is \$363.99.

## Bundle Includes

- 6-37965 Christmas Operating Gift Terminal
- 6-37909 North Pole Central Jet Snow Blower
- 6-37907 Christmas Street Lamps with Wreaths
- 6-37997 Christmas Lawn Figure Pack
- 6-37852 Christmas People Pack

**6-37139 \$309.99**

**BUY THE  
BUNDLE  
& SAVE!**



Accessory bundle shown in sample Lionel FasTrack Modular RR layout. Additional modeling accessories are added. Production Model and Photo by T W TrainWorx. See [www.lionel.com](http://www.lionel.com) for Lionel FasTrack Modular RR specifications, developed in conjunction with the Lionel Collectors Club of America (LCCA).

### A. CHRISTMAS STREET LAMPS WITH WREATHS

- Metal posts
- Removable bases for easy mounting to your layout
- Set of four
- Dimensions: 3 1/2" tall

**6-37907 \$29.99**



### B. CHRISTMAS PEOPLE PACK

- Six hand-painted pewter figures
- Average height: 1 3/8"

**6-37852 \$22.99**



### C. CHRISTMAS LAWN FIGURE PACK

- Six hand-painted pewter figures
- Average height: 1 3/8"

**6-37997 \$22.99**



### D. NORTH POLE CENTRAL JET SNOW BLOWER

- Die-cast metal trucks and operating couplers
- Realistic jet engine sounds and smoke
- On/Off switch
- Length: 11"
- Minimum Curve: 0-27

**6-37909 \$137.99**



### E. CHRISTMAS OPERATING GIFT TERMINAL

- Stamped metal and plastic construction
- Lighted building interior
- Motorized conveyor belt appears to load gifts onto cars
- Dimensions: 14" x 4 1/2" x 5"

**6-37965 \$149.99**



Train Car and track not included



# "ALL ABOARD" ACCESSORIES

## ALL ABOARD ACCESSORY BUNDLE

Whether you are setting up a temporary layout with your Ready-to-Run set or creating a modular layout, this bundle of railroad station-themed accessories is the perfect way to add to your layout and save. Retail value of accessories sold individually is \$76.45.

## Bundle Includes

- 6-37807 Station Platform
- 6-37826 Classic Billboard Set
- 6-62180 Railroad Signs
- 6-24197 City Accessory Pack
- 6-62716 Short Extension Bridge

6-37140 \$64.99

BUY THE  
BUNDLE  
& SAVE!



Accessory bundle shown in sample Lionel FastTrack Modular RR layout. Additional modeling accessories are added. Production Model and Photo by T W TrainWorx. See [www.lionel.com](http://www.lionel.com) for Lionel FastTrack Modular RR specifications, developed in conjunction with the Lionel Collectors Club of America (LCCA).

### A. CLASSIC BILLBOARD SET

- Easy assembly
- Six images on three double sided inserts
- Set of three billboard stands
- Dimensions: 5 3/4" x 1 1/8" x 3 1/4"

6-37826 \$10.99

### B. CITY ACCESSORY PACK

- Six hand-painted items
- Average height: 1 3/8"

6-24197 \$22.99

### C. RAILROAD SIGNS

- Set of 14 assorted railroad signs

6-62180 \$8.49

### D. SHORT EXTENSION BRIDGE

- Compatible with O-27, O, and FastTrack track systems
- Dimensions: 10" x 4 1/4" x 6 5/8"

6-62716 \$12.99




### E. STATION PLATFORM

- Dimensions: 12" x 3 3/8" x 5"

6-37807 \$20.99



Billboards feature these six schemes



Track not included





# "RAIL YARD" ACCESSORIES

## RAIL YARD ACCESSORY BUNDLE

Whether your layout is permanent, temporary, or part of our new modular layout system, this bundle of rail yard-themed accessories is the perfect way to add to your layout and save. Retail value of accessories sold individually is \$325.99.

## Bundle Includes

- 6-37977 Hooker Tank Car Accident
- 6-37958 Southern Pacific Scrap Yard
- 6-14241 Work Crew People Pack
- 6-14071 #70 Yard Lights
- 6-37914 Work House

**6-37141 \$276.99**

**BUY THE  
BUNDLE  
& SAVE!**



Accessory bundle shown in sample Lionel FastTrack Modular RR layout. Additional modeling accessories are added. Production Model and Photo by TW TrainWorx. See [www.lionel.com](http://www.lionel.com) for Lionel FastTrack Modular RR specifications, developed in conjunction with the Lionel Collectors Club of America (LCCA).

### A. #70 YARD LIGHTS

- Die-cast metal light housing
- Metal center post
- Set of three
- Height: 4 ½"

**6-14071 \$34.99**

### B. WORK CREW PEOPLE PACK

- Five hand-painted pewter figures
- Average height: 1 ¾"

**6-14241 \$22.99**

### C. WORK HOUSE

- Illumination in interior and exterior
- Simulated window glass
- Dimensions: 3" x 2 ½" x 2 ½"

**6-37914 \$27.99**

### D. HOOKER TANK CAR ACCIDENT


- Flickering LEDs simulate welder's torches
- Railroad worker figures
- Includes 1:48 scale 8,000-gallon tank
- Car permanently attached to the base
- Die-cast sprung trucks on tank car
- Dimensions: 10" x 6" x 3 ½"

**6-37977 \$129.99**

### E. SOUTHERN PACIFIC SCRAP YARD

- Four animations
- Seven hand-painted figures
- Flickering LED simulate a welder's torch
- Dimensions: 8 ¼" x 7 ½" x 3 ¼"

**6-37958 \$109.99**





# “WELCOME HOME” ACCESSORIES

## WELCOME HOME ACCESSORY BUNDLE

Whether your layout is permanent, temporary, or part of our new modular layout system, it is always nice for your passengers to come home. Add this bundle to your layout and save. Retail value of accessories sold individually is \$181.45.

## Bundle Includes

- 6-14147 Old Style Clock
- 6-37978 Deluxe Suburban House
- 6-24156 Street Lamps
- 6-62181 Telephone Pole Set Traditional
- 6-14218 Downtown People Pack

**6-31742 \$153.99**

**BUY THE  
BUNDLE  
& SAVE!**



Accessory bundle shown in sample Lionel FastTrack Modular RR layout. Additional modeling accessories are added. Production Model and Photo by T W TrainWorx. See [www.lionel.com](http://www.lionel.com) for Lionel FastTrack Modular RR specifications, developed in conjunction with the Lionel Collectors Club of America (LCCA).

### A. TELEPHONE POLES

- Set of ten
- Dimensions: 7" height

**6-62181 \$8.49**

### B. OLD STYLE CLOCK TOWER

- Working clock with replaceable battery
- Turn-of-the-century styling
- Height: 4"

**6-14147 \$42.99**

### C. LIONELVILLE STREET LAMPS

- Metal posts
- Lamp illumination
- Removable bases for realistic mounting
- Set of four
- Height: 3 ½"

**6-24156 \$26.99**

### D. DOWNTOWN PEOPLE PACK

Populate your layout with Lionelville's broad range of characters and personalities. These detailed, hand-painted figures are made of tough pewter, and stand on sturdy bases.

- Hand-painted pewter figures
- Average height: 1 ¾"

**6-14218 \$22.99**

### E. DELUXE SUBURBAN HOUSE


- Lighted interior
- Illuminated porch lamps
- A variety of realistic, separately applied detail
- Pre-assembled
- Dimensions: Approx. 12 ½" x 8" x 6"

**6-37978 \$79.99**





# TRACKSIDE



## A. AUTO CROSSING GATE

- Gate drops when train passes by
- 153C Contactor included
- Also works with insulated track section (sold separately)
- Recommended for use with traditional tubular track
- Dimensions: 9 ½" gate length

6-12714 \$49.99

## B. AUTO CROSSING GATE AND SIGNAL

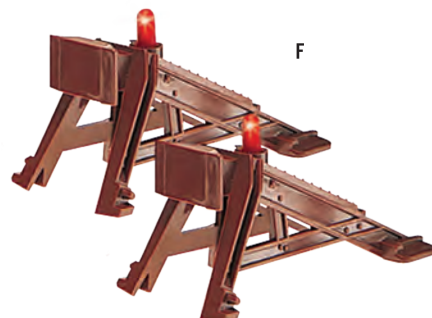
- Gate drops and lights illuminate when train passes by
- 153C Contactor included
- Also works with insulated track section (sold separately)
- Recommended for use with traditional tubular track
- Dimensions: 7 ¾" x 8 ¾" x 9 ½"

6-62162 \$59.99

## C. MAINLINE AUTO CROSSING GATES

- Die-cast metal construction
- Red flashing signal
- Gate drops when train passes by
- Set of two
- 153C Contactor included
- Works with insulated track section (sold separately)
- Recommended for use with traditional tubular track
- Dimensions: 4" x 1" x 4 ½"

6-14098 \$99.99



## D. DIE-CAST METAL BUMPERS

- Die-cast metal construction
- Illuminated red lights
- Easily screws into place between outside rails of traditional O and O-27 track
- Set of two
- Dimensions: 3" x 1 ⅞" x 2"

6-62283 \$26.99

## E. RAILROAD BUMPERS

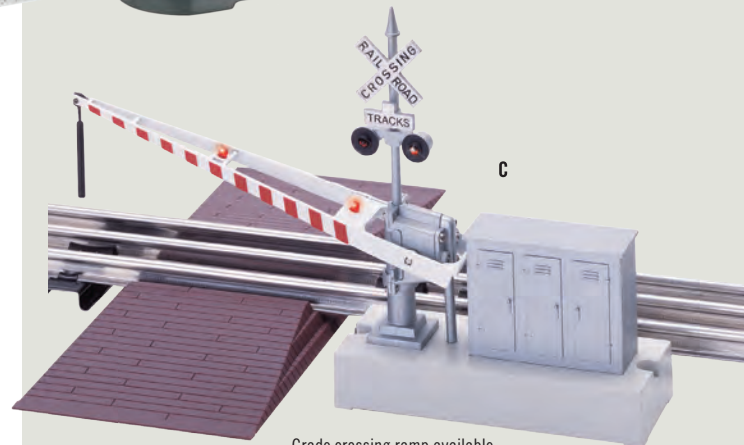

- Easily snaps into place between outside rails of traditional O and O-27 track
- Set of three
- Dimensions: 3" x 1 ½" x 1 ½"

6-12717 \$7.49

## F. #260 ILLUMINATED BUMPERS

- Easily snaps between outside rails of traditional O and O-27 track
- Illuminated red lights
- Set of two
- Dimensions: 3" x 1 ½" x 1 ½"


6-12715 \$12.99



Grade crossing ramp available separately on page 113.





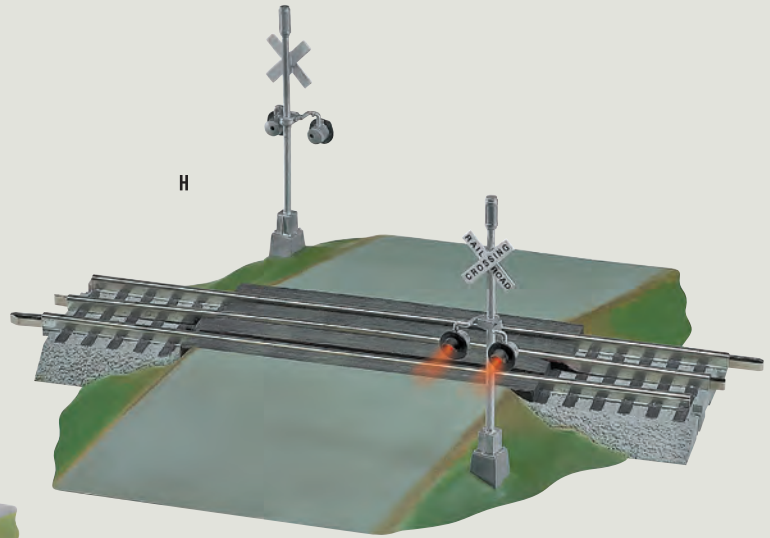


#### G. GRADE CROSSING WITH GATES AND FLASHERS

- Features operating crossing gates, flashers, and bell sounds
  - Length: Approx. 10", 6 1/4" road section
- 6-12062 \$159.99**

#### H. GRADE CROSSING WITH FLASHERS

- Features two flashing signals and bell sounds
  - Length: 10" track section, 6 1/4" road section
- 6-12052 \$91.99**



#### I. 153IR CONTROLLER

- Recommended for use with the trackside block, target, and dwarf signals
  - Die-cast metal structure
  - Infrared sensors detect passing trains and activate connected accessories
  - Time delay adjustment knob (From 0 to 5 seconds)
  - Dimensions: 5" x 4 1/2" x 3 1/2"
- 6-14111 \$45.99**

#### J. #148 DWARF SIGNAL

- Lights change from green to red when trains move through its block
- Automatically resets to green when train

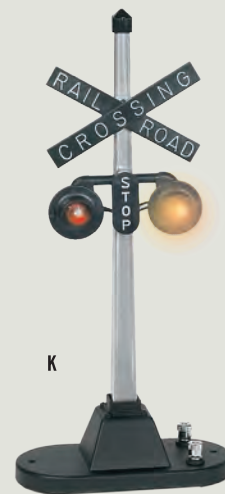

- clears its block
  - 153C Contactor included, or use a 1531R (sold separately)
  - Dimensions: 1 3/4" x 1 3/4" x 2"
- 6-12883 \$26.99**

#### K. #154 RAILROAD CROSSING FLASHER

- Die-cast metal construction
  - Red lights flash when train passes by
  - 153C Contactor included, or use a 1531R (sold separately)
  - Also works with insulated track section (sold separately)
  - Dimensions: 9" height
- 6-12888 \$49.99**

#### L. BANJO SIGNAL

- Die-cast metal construction
  - Passing trains activate "banjo" mechanism
  - 153C Contactor included, or use a 1531R (sold separately)
  - Also works with insulated track section (sold separately)
  - Dimensions: 7 3/4" height
- 6-14090 \$59.99**






# TRESTLES & BRIDGES

## A. PEDESTRIAN WALKOVER

- Conveniently spans two track widths
- FasTrack compatible
- Dimensions: 14 3/4" x 13" x 7"

6-14083 \$54.99



Train and track not included

## TRESTLE SETS FOR FASTRACK AND TRADITIONAL O SYSTEMS

### B. GRADUATED TRESTLE SET

- Incremental height grading
- For use with traditional O and O-27 gauge track
- Set of 22
- Height: 4 3/4" (tallest trestle)

6-12754 \$26.99

### C. ELEVATED TRESTLE SET

- Create realistic raised-graded sections
- For use with traditional O and O-27 gauge track
- Set of 10
- Height: 4 3/4"

6-12755 \$26.99

### D. FASTRACK GRADUATED TRESTLE SET

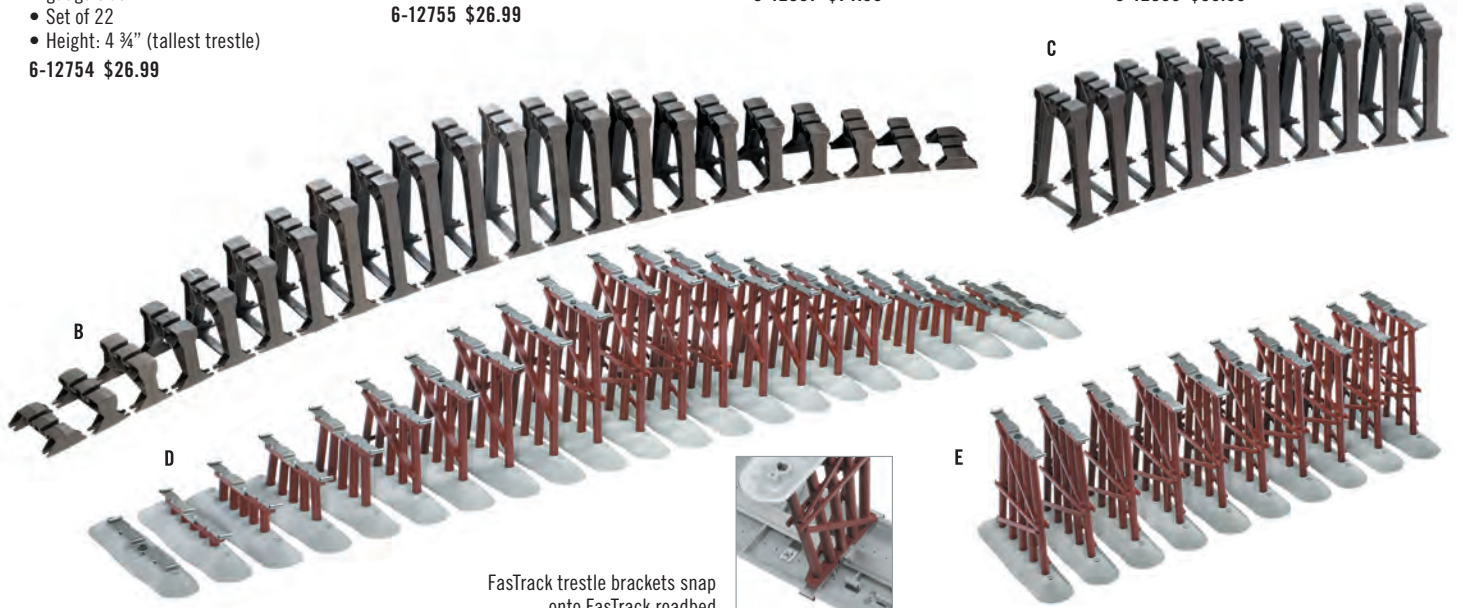
- Incremental height grading
- For use with FasTrack track sections
- Set of 22
- Height: 5 1/2" (tallest trestle)

6-12037 \$74.99

### E. FASTRACK ELEVATED TRESTLE SET

- Create realistic raised-graded sections
- For use with FasTrack track sections
- Set of 10
- Height: 5 1/2"

6-12038 \$39.99



FasTrack trestle brackets snap onto FasTrack roadbed





**F**

Track not included



**G**

Track not included

#### **F. TRUSS BRIDGE WITH PIERS**

- Black version of truss bridge with flashing top-mounted beacon and rock piers.
- Compatible with O-27, O, and FasTrack track systems
- Metal base
- Flashing red warning beacon on top of bridge
- Rock piers included
- Packed in kit form
- Dimensions: 26 1/8" x 7 1/2" x 12 1/2"

**6-12772 \$69.99**

#### **G. ARCH UNDER BRIDGE**

- Easily installs between Lionel elevated trestle piers.
- Compatible with O-27, O, and FasTrack track systems
- Integrates easily into your own layout design
- Dimensions: 19 1/4" x 3 5/8" x 4 1/8"

**6-12770 \$26.99**

#### **H. VEHICLE GRADE CROSSINGS**


- Traditional O gauge or O-27 track fits in molded grooves
- Set of two
- Dimensions: 3 1/4" x 7"

**6-12839 \$6.99**

#### **I. ROCK PIERS**

- Classic Postwar styling
- Set of two
- Dimensions: 7" x 5" x 3"

**6-12744 \$14.99**



**H**



**I**



# TRACKSIDE

## A. #192 CONTROL TOWER

Produced in 1959 and 1960, this version of the popular control tower has often been a request of modern enthusiasts. Now Lionel answers the call with this new color combination based on that favorite item.

- Figures move inside tower
- Anemometer rotates on roof
- Interior lighting
- Powerful maintenance-free motor
- Postwar Celebration plaque and packaging
- Dimensions: 5" L x 5" W x 11" H

**6-37996 \$69.99**

## B. MG SWITCH TOWER

Nestled along the rails in Pennsylvania between Horseshoe Curve and Gallitzin Summit, there sits the majestic MG Switch Tower. Built in 1942 to assist in handling increased rail traffic, the Switch Tower was overlord to all that passed during this pivotal time in our country's history.

- Sturdy resin construction
- Interior illumination
- Accurate and realistic detail
- Dimensions: 10 3/4" x 4 1/2" x 9"

**6-37933 \$299.99**

## C. LIGHTED COVERED BRIDGE

Approximately two feet in length, the Lionel Covered Bridge is designed to accommodate O-27 Gauge, O Gauge and FasTrack track sections.

- Metal base
- Lighted interior
- Compatible with O-27, O, and FasTrack track systems
- Dimensions: 24 1/16" L x 7 3/4" W x 8" H

**6-24117 \$54.99**



## D, E. O GAUGE TUNNELS

Tunnels are available for placement on curved or straight track sections.

- Durable, long lasting construction
- Simulated mountain terrain
- Realistic portal entrances
- Compatible with O-27, O, and FasTrack track systems
- Curved tunnel accommodates O-36 and O-48 curved track systems
- Straight tunnel accommodates straight track only
- Dimensions:  
26" L x 16" W x 14" H (curved)  
24" L x 10" W x 14" H (straight)


**D. 6-37810 Curved \$64.99**

**E. 6-16868 Straight \$54.99**






D



Track and train not  
included with tunnels

E





# OPERATING ACCESSORIES

## A,B. OPERATING TERMINALS

A prototype of the Operating Freight Terminal has been catalogued in the Lionel Archives since the early 1980s with origins that appear to be decades earlier.

Now for the first time in Lionel history, this entertaining concept is available in two paint schemes. Both consist of a long loading platform and an illuminated building. A stamped metal conveyor carries boxes into a waiting freight car – or so it seems!

- Stamped metal and plastic construction
- Motorized conveyor belt appears to load crates onto cars
- Lighted building interior

- Pacific Fruit Express terminal features Union Pacific and Southern Pacific graphics
- Red version is based on original archived prototype
- Dimensions: Approx. 14" x 4 ½" x 5"

**A. 6-37964** Archive Collection **\$149.99**

**B. 6-37975** Pacific Fruit Express **\$149.99**

## C,D. SCRAP YARDS

These tired diesel locomotives have reached the end of the line. On each accessory, watch the workers as they appear to lift away the seat, remove the number board, and cut through the side.

- Four animations
- Seven hand-painted figures
- Flickering LED simulate a welder's torch
- Dimensions: 8 ¼" x 7 ½" x 3 ¼"

**C. 6-37961** New York Central **\$109.99**

**D. 6-37958** Southern Pacific **\$109.99**

## E. HOOKER TANK CAR ACCIDENT

This accessory add another touch of realism to your layout.

- Flickering LEDs simulate welder's torches

- Railroad worker figures
- Includes 1:48 scale 8,000-gallon tank car permanently attached to the base
- Die-cast sprung trucks on tank car
- Dimensions: 10" x 6" x 3 ½"

**6-37977** **\$129.99**



## F. BURNING SWITCH TOWER

The switch tower is on fire and there is little time to waste. Watch as the occupants scurry to escape and douse the flames. Up on the balcony, a man is waving for help, while up and down the stairs runs his friend with a water bucket trying to quell the raging inferno. With your help, all will be fine.

- Figure descends on the stairs
- Figure emerges from the building
- Operating smoke unit with fluid included
- Flickering interior illumination
- Dimensions: 6 ½" x 5" x 7 ¾"

**6-37960** **\$99.99**

**MOTORIZED  
CONVEYOR  
BELT**



**LIGHTED  
INTERIOR**





FOUR  
ANIMATIONS



1:48 SCALE  
TANK CAR

OPERATING  
SMOKE  
UNIT



MOVING  
FIGURES



# COAL ACCESSORIES

## A. LIGHTED COALING TOWER

- Exterior illumination
- Realistic coal chute, pulleys and chains
- Coal chute can be raised and lowered manually
- Warning red light on top of tower
- Separately applied walkways and railings
- Separately applied ladder chutes and steps
- Dimensions: 5 1/2" x 5 1/2" x 19 1/2"
- Clearance: 5 1/4" from table surface

6-37912 179.99

## B. ALL NEW! LIONEL OPERATING COAL CONVEYOR

Who hasn't always wanted to load their coal or ore right into hoppers, just like the real railroads do? Now you can with the all-new Lionel Coal Conveyor! This brand new accessory is designed to carry your coal from the surface of your layout right up into that string of waiting cars so you can haul it where it needs to go.

- All-new tooling
- Powerful maintenance-free motor
- Durable construction
- Adjustable height
- Dimensions: Approx. 6" x 8" x 5"

6-37980 \$89.99

## COAL TIPPLE PACK (NOT SHOWN)

Specifically designed for use with new Coal Tiptle 6-37979.

6-16889 \$14.99

## C. ROTARY COAL TIPPLE

So many people have requested that we make this product and we agreed ...

Available once again as a conventional operating item, the Coal Tiptle will bring life to your train empire! When paired with rotating Bathtub Gondolas (available separately) and your trestle system, this great operating accessory emulates the actual function of a Coal 'Dumper' by locking the cars safely in place and rotating them to quickly empty their contents into the waiting coal bin below.

Redesigned for optimal performance and reliability, this unique piece brings real world operation right to your fingertips. You can even customize it with your favorite modern railroad designation!

Includes new style coal designed for use with this Coal Tiptle [additional bags of new style coal (6-16889) available separately.]

- Indicator light activates when cars are in correct position for unloading
- Rotating built-in track section
- Durable construction
- Heavy duty precision maintenance free motor
- Compatible with FasTrack and O Gauge track systems (available separately)
- Railroad nameplates to affix for personalizing the Tiptle to your layout
- Includes activator button

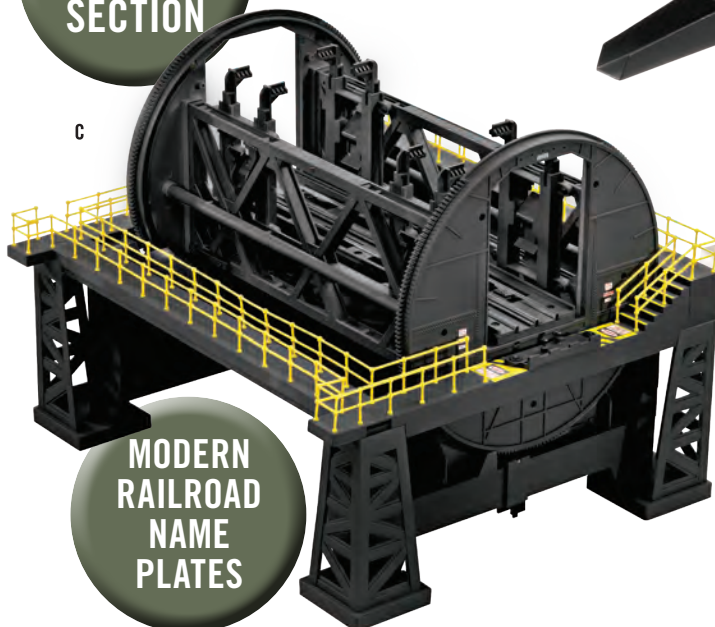
6-37979 \$539.99

SEPARATELY  
APPLIED  
DETAILS



A

ROTATING  
TRACK  
SECTION



C

MODERN  
RAILROAD  
NAME  
PLATES

B

ALL NEW  
TOOLING



NEW



## Accessories | LIONELVILLE STRUCTURES & FIGURES

### D. HOUSE UNDER CONSTRUCTION II

This construction crew is hard at work on a new house on the block. Figures, lighting, and a wide variety of separately applied details are included.

- Lighted interior
- Construction figures
- A variety of realistic, separately applied detail
- Pre-assembled
- Dimensions: 12" x 10" x 6"

**6-37946 \$89.99**

- Operating strobe lights
- Wooden logs and boards
- Works with Lionel log dump cars (available separately)
- Dimensions: 16" x 6" x 6"

**F. 6-37123 Weyerhaeuser \$139.99**

**G. 6-37124 West Side Lumber \$139.99**



### E. BARREL LOADER BUILDING

- Fully assembled building
- Includes six barrels
- Exterior illumination
- Dimensions: 5 3/4" x 3" x 3"

**6-37100 \$39.99**



### F.G. OPERATING SAWMILLS

See the logs enter into the sawmill by conveyor belt and watch in amazement as fresh wood planks come out of the other side. Safety strobe lights on both sides warn workers to be careful around the action. Together with your favorite Lionel log dump cars, the Lionel Sawmill can complete a classic logging railroad empire. Now available in two popular lumber company names!

- Powerful maintenance-free motor
- Spinning blade





# ACCESSORIES

## A. ROTARY AIRCRAFT BEACON

- Metal construction
- Motor rotates beacon light
- Red and green lighting
- Dimensions: 5" x 5" x 12"

6-37930 \$80.99

## B. OPERATING WIND TURBINE

Over 15" in height, this accurately designed turbine features spinning blades that rotate at a realistic constant speed.

- Realistic rotation of turbine blades
- Constant rotating speed
- Height: 15 1/2"

6-37985 \$74.99

## C. FLOODLIGHT TOWER

- Illumination from eight elevated bulbs
- Tilting head
- Height: 12"

6-14092 \$37.99

## D. CELL TOWER

- Red aircraft warning light on top of tower
- Realistic microwave panel details
- Dimensions: 2 1/2" x 2 1/2" x 16"

6-37903 \$59.99

## E. LIONEL CYLINDRICAL OIL TANK

This Lionel oil tank is highly detailed with operating light fixtures, walkway platforms, piping steps, and ladders. The oil tank plots can also be connected in any combination to build a larger single industrial unit on your layout.

- Illuminated exterior
- Separately applied railings and pipes
- Realistic square base plot and surrounding walkways
- Detailed ladders
- Dimensions w/ base: 10" x 10" x 7"

6-37966 \$99.99

## F. #70 YARD LIGHTS

- Die-cast metal light housing
- Metal center post
- Set of three
- Height: 4 1/2"

6-14071 \$34.99

## G. CLASSIC STREET LAMPS (GREEN)

- Die-cast metal light housing
- Metal center post
- Set of three
- Height: 4 1/2"

6-29247 \$39.99

## SCALE TELEPHONE POLES


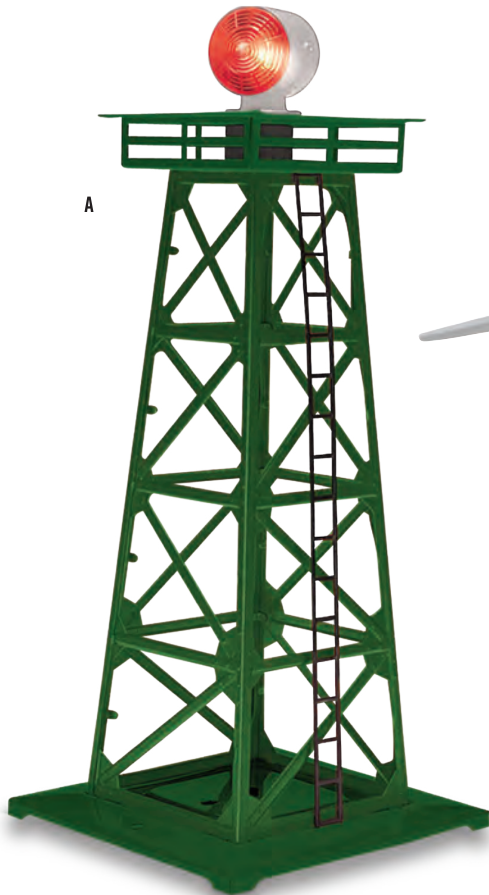
Our popular scale-sized telephone poles add even more realism to any scale or traditional layout. New for 2012, lighted and the standard pole 6-packs are also available!

- Insulators, lights, and transformers are included as shown
- Metal details
- Height: 7 1/2"

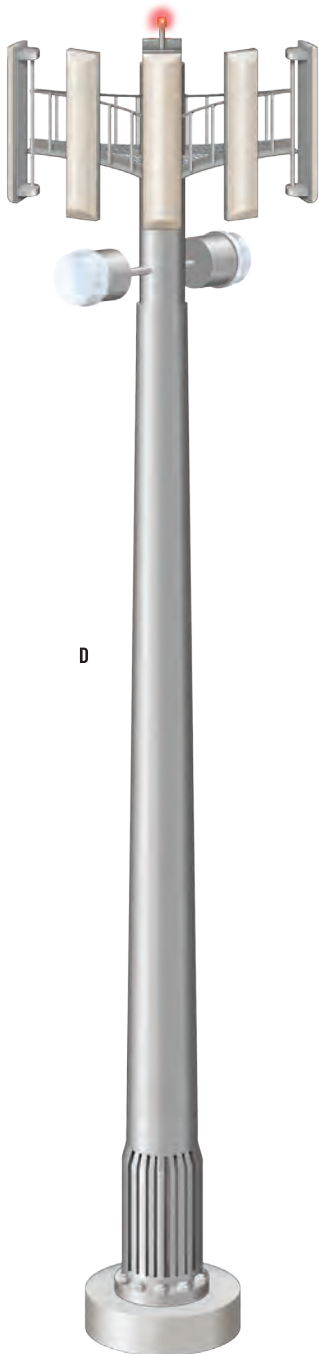




H. 6-37939 Scale Telephone Poles-Assorted \$34.99

I. 6-37995 Scale Telephone Poles-Lighted \$49.99

J. 6-37851 Scale Telephone Poles-Standard \$29.99









# ACCESSORIES

## A. LIONEL AIRPLANE 2-PACK

For the first time Lionel offers the famous airplane flatcar load in an accessory 2-pack.

- Durable plastic construction
- Manually rotating propeller
- Length: 7 ¼" each airplane

6-37855 \$36.99

A



## B. LIONEL BOAT 4-PACK

A perfect load for the boat load flatcar and for placement on waterways around your layout.

- Durable plastic construction
- Window inserts
- Length: 4 ½" each boat

6-37834 \$24.99



## C. LIONEL CARS 4-PACK

These autos are ideal for the Evan's Auto Loader car and for placement around your layout.

- Durable plastic construction
- Windshields and bumpers
- Length: 4 ¾" each car

6-37820 \$24.99

B



## LIONEL PEOPLE PACKS

Populate your layout with Lionelville's broad range of characters and personalities. These detailed, hand-painted figures are made of tough pewter, and stand on sturdy bases.

- Hand-painted pewter
- Average height: 1 ¾"

D. 6-14241 Work Crew People Pack \$22.99

E. 6-24191 Park People Pack \$22.99

F. 6-14218 Downtown People Pack \$22.99

G. 6-34195 UPS People Pack \$26.99

C



D



E



F



G





#### H. ICE BLOCK PACK

- For use with the Icing Station and Ice Car
  - Set of 10
- 6-14240 \$6.29**

#### I. DIE-CAST METAL SPRUNG TRUCKS

Upgrade your rolling stock trucks!

- Metal coupler armature
- Quick and easy to install
- Adds weight and improves tracking
- Box of two

**6-14078 \$19.99**




H

#### J. DIE-CAST METAL SPRUNG TRUCKS WITH ROTATING BEARING CAPS

Upgrade your rolling stock trucks!

- Rotating bearing caps
- Metal coupler armature
- Quick and easy to install
- Adds weight and improves tracking
- Box of two

**6-14251 \$20.49**



J

#### K. BATHTUB GONDOLA COAL LOAD INSERT 3-PACK

When you're not using loose coal in your bathtub gondolas, these removable inserts will give your string of bathtub coal cars a realistic full-load appearance. Each pack includes three single-piece removable coal loads.

- Set of three
- Dimensions: 11 1/8" x 2 1/4" each insert

**6-16873 \$19.99**



K

Gondola and track not included

#### L. LUBRICATION/MAINTENANCE SET

Includes gear lube, oil applicator, track cleaning fluid, track cleaning eraser, and cleaning instructions.

**6-62927 \$22.49**

#### M. PREMIUM SMOKE FLUID

- For use in all Lionel locomotives, rolling stock, and accessories
- 2 fl. oz.

**6-37841 \$8.59**



L



M

#### N. LIONEL FASTRACK BOOK

This helpful guide explains how to use the Lionel FasTrack track system with more than 100 color photos and diagrams that show how to plan and create layouts for both large and small spaces. Dozens of track plans also show a variety of ways to integrate scenery and Lionel operating accessories to create a realistic layout. From small tabletop layouts, to large floor plans, there are many track ideas for you to explore, including double-track layouts for two trains, layouts to allow reversing trains, and any number of do-it-yourself designs. This book is a must-have for any Lionel train aficionado.

**6-24200 \$34.99**

#### O. THE LIONEL TRAIN BOOK

Learn everything you need to know about setting up and maintaining a Lionel layout, and maximize the enjoyment of your Lionel trains, in the pages of the Lionel Train Book. Included in this reference guide are an overview of product development,

updated instructions on the setup and use of the TrainMaster Command Control System, track plans for the floor and tabletop, advice on building scenery and structures, wiring and track how-to, help in choosing steam or diesel locomotives and freight or passenger operations, maintenance and restoration tips, techniques, and instructions for operations that best emulate those of prototype railroads.

**6-14190 \$29.95**


#### P. LIONEL "SINCE 1900" LOGO BAR STOOL

- Image printed in reverse on the underside on clear 12-gauge vinyl
- 19-gauge steel and chrome plated frame
- Hand sewn seat
- Industrial ring and five 2x4's on the inside for support
- Cement adhesive staples used to lock supports in
- Made in USA with Union Labor
- 1 1/4" foam used for comfort
- Ships unassembled

**6-35529 \$129.99**



N



O



P





# THE LEGACY™ PRODUCT LINE IS EXPANDING

**No more excuses for the limitations of old-school transformer control!**

Lionel is proud to introduce another way to run your trains – the CAB-1L Remote Controller. This latest addition to the LEGACY product line allows you to access the basic features of the LEGACY Control System. It is the perfect way to get started in LEGACY. Or, if you've already upgraded to the most advanced way to run your trains, this is an economical way to expand the system and invite friends to join in the fun!



Add the new LEGACY PowerMaster for superior AC track-voltage control for your command-equipped layout. Now you just need one product for superior remote control of your conventional locomotives. The LEGACY PowerMaster replaces the need for the following products: TPC 300 and TPC 400 Track Power Controllers; TMCC PowerMaster; TMCC Accessory Motor Controller; and TMCC Block Power Controller.

## LEGACY™ CONTROL SYSTEM BUYER'S GUIDE

### OPERATING CONVENTIONAL LOCOMOTIVES ONLY

Operating conventional locomotives from your CAB-1L or CAB-2 Remote Controller is very simple. Forget about rewiring your trains or spending the day making track connections – installing the LEGACY Control System is much easier than that!

#### WHAT YOU NEED

- PowerHouse Power Supply 6-22983
- LEGACY PowerMaster 6-31746
- Choose One:
  - #990 LEGACY Command Set 6-14295, OR
  - CAB-1L/Base-1L Command Set 6-31747

### OPERATING BOTH CONVENTIONAL AND COMMAND-EQUIPPED LOCOMOTIVES

Want to operate both conventional and Command-equipped locomotives? No problem! While they can't share the same block of track at once, both types of locomotives can operate on your layout.

#### WHAT YOU NEED

- Choose One:
  - ZW-L 6-37921 to run up to four track blocks, OR
  - PowerHouse Power Supply 6-22983 AND LEGACY LEGACY PowerMaster 6-31746, one pair per block
- Choose One:
  - #990 LEGACY Command Set 6-14295, OR
  - CAB-1L/Base-1L Command Set 6-31747

### OPERATING COMMAND-EQUIPPED LOCOMOTIVES ONLY

Operating only Command-equipped locomotives is very simple. With a Command Set, power supply, and optional extra remotes, you are ready to take control!

#### WHAT YOU NEED

- Choose One:
  - #990 LEGACY Command Set 6-14295, OR
  - CAB-1L/Base-1L Command Set 6-31747
- Choose One:
  - ZW-L to run up to four track blocks, OR
  - PowerHouse Power Supply 6-22983 + LEGACY PowerMaster 6-31746, one pair per block, OR
  - PowerHouse Power Supply 6-22983 + TMCC Direct Lockon 6-34120, one pair per block
- Optional – Add additional remotes to share the fun!
  - CAB-1L 6-31749
  - CAB-2 #993 Expansion Set 6-14294

if using #990 LEGACY Command Set 6-14295

### CONTROLLING ENTIRE LAYOUT FROM THE CAB-1L OR CAB-2 REMOTE: SWITCHES, ROUTES & ACCESSORIES

- One or more Fastrack Remote Switches (eg. 6-16830)
- SC-2 Switch and Accessory Controller 6-22980 – Controls up to twelve accessories or six switches, or four switches and two accessories.
- LEGACY PowerMaster 6-31746 to control individual track blocks or provide variable AC voltage control to an operating accessory



# THE LEGACY CAB-2 REMOTE CONTROLLER

The Most Advanced Way to Run Your Trains!



## A. Iconic And Graphic Control Monitoring

Icons and graphs represent most control functions. Icons are large and easy to view. Graphs are bold and easy to understand.

- **Speed Graphing** Operators can access a large graph in the remote display window that illustrates target speed, command speed, rate of acceleration, and train brake settings.
- **Iconic Route Set-Up** In route set-up, animated icons form a line across the screen that illustrates the route as it is set up. Switches become animated when the route is thrown.
- **Iconic Train Lash-Up** Using icons, engines are displayed in the order that they are assigned to a lash-up. Engine icons can be manipulated to automatically make changes in direction or in engine order.

## B. Train Brake

Provides more realistic and precise brake control than any other system available.

## C. Multi-Controller Boost Brake and Direction

Get braking and boosting from any given speed!

- Push up to boost...back off a little to hold the new "boosted" speed...release to return to throttle set speed.
- Pull down to brake...back off a little to hold the new "brake" speed...release to return to throttle set speed.
- In the center or "released" position, press down for a direction change.
- If you wish, set the direction function to stall your moving train without changing direction. In this mode, pressing the direction control while your train is stopped will provide a direction change.



## D. Record Feature

Record any action that you want to see repeated.

## E. Velocity Throttle

The velocity throttle changes speed steps faster as it is rotated faster. For example, turning the throttle slowly results in the highest resolution—with 200 speed steps. The train can go from a complete stop to full throttle in either one rotation of the knob or in five rotations, depending on how fast the throttle is turned.

## F. Back-lit LCD Display

Simple icons represent a wide variety of control functions, route set-ups, and train lash-ups. Easy to read graphs illustrate numerous speed, acceleration, and brake settings.

## G. Addressing Functions

Select any object on your layout by scrolling through names alphabetically or by entering the multiple digit road number painted on the side of your engine. For accessories, use the LIONEL two- and three-digit numbers if you like. (For older engines, a simple method of adding the information manually can be used and traditional TMCC addressing is still available.)

## H. Variable Horn Control

As the whistle/horn control is pulled, the horn is played with increasing intensity. Develop your own whistle/horn "signature" and control the warning sound in real time!

## I. LCD Touchscreen Keypad

Control complicated model railroad layouts with ease. When addressing, the numbers are visible; during operation, control icons are automatically displayed.

## J. Feedback/Vibration

The remote rumbles as your locomotive accelerates and brakes! This unique control feature reinforces the sense of weight and momentum of the locomotive.

## K. Graphic Adjustable Momentum

Set the momentum of the train or engine to low, medium, or high. The value of each momentum setting is adjustable and unique to that engine or train.





# LEGACY™

## ONE REMOTE. ONE BASE. ONE WIRE. ONE SYSTEM.

### A. #990 LEGACY COMMAND SET

The #990 LEGACY Command Set features a #991 LEGACY CAB-2 Remote Controller and a #992 LEGACY Command Base/Charger, the two components you need to get started. Only one LEGACY Command Base/Charger is required per layout.

Like traditional TMCC, the LEGACY Command Base/Charger receives information from the Remote Controller and sends it out to the track via a simple one-wire connection. But that's not all. The LEGACY Command Base/Charger remembers information about your layout, enabling the CAB-2 Remote Controller to display road names and numbers on the LCD screen.

#### SET INCLUDES:

- #991 LEGACY CAB-2 Remote Controller
- #992 LEGACY Command Base/Charger

#### CAB-2 Remote Controller Features:

- Back-lit LCD screen—the largest on the market
- Back-lit LCD keypad displays numbers or icons for ease of use
- Built-in rechargeable batteries
- Feedback mode—the remote vibrates to reinforce the effort and momentum of your locomotive
- Accepts memory modules from each LEGACY Control System locomotive

#### Command Base/Charger Features:

- Only one LEGACY Command Base/Charger required per layout
- Simple one-wire connection to your layout
- Built-in dock for recharging CAB-2 Remote Controller
- Stores operating information and settings for your layout

**6-14295 #990 LEGACY Command Set \$349.99**

### B. #993 LEGACY EXPANSION SET

Need additional remotes? The #993 LEGACY Expansion Set includes a #991 LEGACY CAB-2 Remote Controller and a #994 LEGACY Charger Base

#### SET INCLUDES:

- #991 LEGACY CAB-2 Remote Controller
- #994 LEGACY Charger Base

#### Charger Base Features:

- Built-in dock for recharging additional CAB-2 Remote Controllers
- Add as many as you like to charge remotes simultaneously

**6-14294 #993 LEGACY Expansion Set \$289.99**

### C. LEGACY WRITABLE UTILITY MODULE

We recommend purchasing separate Utility Modules for Base updates, CAB-2 updates, and system back-ups.

- Multi-purpose writable module
- LEGACY Base and CAB-2 operating system upgrades
- Ability to create custom engine modules
- Upgrade information available online

**6-37125 \$19.99**

A



B



C







2013  
DELIVERY

D

NEW



2013  
DELIVERY

E

NEW



F

NEW

#### CAB-1L/BASE-1L

Here is everything you need to start operating in the Lionel Command Control environment – and an economical way to add operators when running trains with friends! Whether you want to access the basic features of the LEGACY Control System or operate your older TrainMaster Command Control (TMCC) equipment, the CAB-1L remote controller allows you to walk around your layout while controlling your layout. The Base-1L receives signals from the remote and sends your commands across the layout.

If you already have a #992 LEGACY Base (6-14295), you can simply add one or more CAB-1L remotes to your existing LEGACY layout. If you are looking to get started with the LEGACY Control System, these components are an affordable way to start unlocking many of Lionel's celebrated features. Only one Base-1L is required per layout, even if you use multiple remotes.

#### CAB-1L Features

- Operates many LEGACY features and most TMCC equipment
- Operates LEGACY "Real-Time Quilling Whistle/Horn" feature in LEGACY Control System equipped locomotives
- Works with either the #992 LEGACY Base or the Base-1L (only one allowed per layout)
- Addresses 99 ENG (engine) and 99 TR (train) IDs

#### Base-1L Features

- Only one required per layout, unless there is a #992 LEGACY Base already installed
- Simple one-wire connection to your layout
- Single serial-port for limited system expansion

**D. 6-37147** CAB-1L/Base-1L Command Set

**D. 6-37155** CAB-1L Remote Controller

**E. 6-37156** Base-1L

#### F. LEGACY POWERMASTER

Lionel's LEGACY PowerMaster provides superior AC track-voltage control for your command-equipped layout. Use it with any Lionel remote to remotely adjust track power from a Lionel PowerHouse or other external AC transformer (sold separately). Now, run conventional engines and fine-tune your command-equipped locomotives, lighting and accessories with precision. The LEGACY PowerMaster allows for 32, 120, or 200-speed step AC voltage control.

Lightning-fast over-current protection trips the PowerMaster's internal breaker before those of the power transformer, safe-guarding your locomotive electronics and layout wiring. Then the PowerMaster lets you restore track power from your remote. Stop searching for tripped breakers hidden under your layout!

- Works with all Lionel Command Remotes
- Control conventional locomotives remotely; control speed, direction, whistle/horn, and bell
- Vary track power to fine-tune lighting, accessories, and command-equipped engines
- Remotely restore power after shorts
- Controls up to 180 watts of external power
- Receive commands wirelessly, no serial cable required
- Use one LEGACY PowerMaster per track loop to operate conventional locomotives independently
- Control one or more powered accessories as a group
- Split your yard into separate power blocks with additional LEGACY PowerMasters

**6-37146**



# ADDITIONAL LEGACY CONTROL SYSTEM AND TMCC COMPONENTS



## Throw switches and activate accessories at the press of a button

### TMCC SC-2 SWITCH CONTROLLER

For more flexibility in controlling switches and accessories, the SC-2 is the perfect choice.

- Programmable to control four switches AND four accessories together OR six switches OR 12 accessories
- Controls up to nine programmed routes
- Toggles accessories On and Off
- Controls switches from several manufacturers
- Power supply included
- Communicates with the Command Base without the need for wires

6-22980 \$119.99



### TMCC ACCESSORY SWITCH CONTROLLER (ASC)

Operate switches or activate accessories from the CAB Remote Controller.

- Programmable to control up to eight accessories OR four switches
- Controls up to ten programmed routes in switch mode
- Toggles accessories On and Off
- Controls switches from several manufacturers
- Connects to the Command Base

6-14182 \$103.99



## Direct track power from several sources to control your conventional locomotives!

### TMCC BLOCK POWER CONTROLLER (BPC)

Manage the power in your blocks from the CAB Remote Controller.

- Routes power from any TMCC PowerMaster or TPC to any block of track
- Eliminates the need for multiple PowerMasters or TPCs on each block of track
- Enhances conventional operation by connecting multiple blocks to one TPC,
- Allowing for travel across blocks without having to match the voltage between them
- Is programmable to channel power from four TPCs to two blocks OR from two TPCs to four blocks

6-14184 \$103.99



## Operate motorized accessories with prototypical speed and direction!

### TMCC ACCESSORY MOTOR CONTROLLER (AMC)

The AMC gives you control over your accessories like never before. When used in conjunction with lights, the AMC allows you to control bulb brightness from the CAB Remote Controller. When used in conjunction with your accessories' motors, the AMC gives you control over operation. You can spin the cab on a gantry crane with the red knob, or raise and lower the boom with the CAB Remote Controller buttons.

- Precise motor and/or light control
- Operation of accessory speed, direction, or function from the CAB Remote Controller
- Two modes allow you to take fine control of accessory motor functions (e.g., gantry crane cab rotates as you rotate CAB Remote Controller knob in whichever direction you are turning OR accessory operates in its normal way as long as you give it the command to operate)
- Programmable accessory motor speed or light intensity
- Operates up to four motors or up to four lights

6-14183 \$114.99



Run any 0 gauge locomotive ever made!



#### TMCC POWERMASTER

Allows you to run non-TMCC locomotives remotely.

- Control non-TMCC locomotives from the CAB Remote Controller
- Vary track voltage
- Change locomotive direction, vary speed, operate whistle and bell
- Regulates up to 135 watts of power or 180 watts of power – customer selectable

6-24130 \$78.99

Power supply not included



#### TMCC TRACK POWER CONTROLLER (TPC) 300

The TPC 300 combines the features of the PowerMaster plus:

- Operates M.T.H.® Proto-Sound® 2.0 locomotives in conventional mode
- Improved operation at low speeds
- Regulates up to 300 watts of power

6-14189 \$169.99

Power supply not included



#### TMCC TRACK POWER CONTROLLER (TPC) 400

The TPC 400 combines the features of the TPC 300 plus:

- Regulates up to 400 watts of power

6-14179 \$229.99

Power supply not included



### Activate your Remote-Control Track sections!

#### TMCC OPERATING TRACK CONTROLLER (OTC)

Use the OTC to remove all of the hard-wired Operating Track activation buttons on your layout.

- Operates Remote-Control and Uncoupling Track sections from the CAB Remote Controller
- Uncouples, unloads, or activates operating rolling stock from the touch of a button on the CAB Remote Controller
- Is programmable to operate two Remote-Control Track sections OR four Uncoupling Track sections

6-14185 \$90.99



### Record your favorite scenarios and play them over and over again!

#### TMCC ACTION RECORDER CONTROLLER (ARC)

Record layout scenarios using your trains and accessories, and play them back with the touch of a button on the CAB Remote Controller

- Make and save up to eight recordings

6-14181 \$114.99



### Fine-tune the accessory voltage!

#### TMCC ACCESSORY VOLTAGE CONTROLLER (AVC)

Extend the life of your favorite accessories by fine-tuning the voltage they receive. From the CAB Remote Controller, you can set the voltage that your hooked-in accessories receive from their power source.

- Remote-control voltage setting
- Helps prolong the life of lamps and motors

6-14186 \$160.99



#### A. POWER ADAPTER CABLE

The Power Adapter Cable connects your transformer to a PowerMaster 6-24130 for operating LEGACY, TMCC and non-TMCC equipped locomotives.

6-12893 \$16.99



#### B. 3-WIRE COMMAND BASE CABLE

The 3-Wire Command Base Cable connects the TMCC ARC to the Command Base 6-12911.

6-14192 \$13.39


#### C. COMMAND BASE CABLE

The Command Base Cable connects a TMCC controller to the Command Base 6-12911. Use Command Base Cable 6-14191 for layouts that do not include a TMCC ARC.

6-14191 6 ft. \$12.19

#### TMCC TPC CABLE SET

The TMCC TPC Cable Set connects parallel PowerHouse transformers to the TPC 300/400. The set also includes adapter plugs to wire your transformer to the TPC 300/400. 6-14194 \$15.99



#### CONTROLLER TO CONTROLLER CABLE

The Controller to Controller Cable connects the TMCC controllers together.

6-14193 1 ft. \$4.89

6-14196 6 ft. \$7.99



# POWERFUL OPTIONS

## A. TMCC DIRECT LOCKON

Connect your PowerHouse Power Supply directly to the track with the TMCC Direct Lockon. Featuring a selectable current setting for the 135-Watt or 180-Watt PowerHouses, the Direct Lockon eliminates the need for a PowerMaster if you run only TMCC- or LEGACY-equipped locomotives. For added safety, the Direct Lockon provides over-current protection and an automatic reset. It is compatible with both Lionel FasTrack and O/O27 track systems. Includes power wire with FasTrack connectors and one standard Lionel Lockon.

**6-34120 \$51.79**

## B. 180-WATT POWERHOUSE POWER SUPPLY

Power your railroad empire with an advanced 180-Watt PowerHouse Power Supply. UL®-listed for safe operation, this mighty power supply is perfect for your TMCC Track Power Controller or Direct Lockon.

**6-22983 \$99.99**

## C. 1.8 AMP ACCESSORY TRANSFORMER

Power your Lionel accessories with the 1.8 Amp Accessory Transformer. This affordable power supply features variable AC voltage so you can supply the right amount of power to your accessories.

**6-32923 \$45.99**

## D. CW-80 80-WATT TRANSFORMER

Enjoy operating your favorite locomotives, train sets, and accessories with the 80-Watt CW-80 Transformer. From the handsomely designed controller, reminiscent of the famous Lionel ZW, you control speed and power by raising and lowering the engineer handle. Operate your favorite features with the bell, whistle/horn, and direction buttons. On the rear of the unit, you will find a 0-18 volt variable AC output, that provides up to 18 volts, as well as a programmable AC output for accessory operation. Simply set the accessory voltage to your desired output, and your accessory operates at that output until you turn the unit off—even when you stop the train! Perfect for train sets and small- to medium-sized layouts, the CW-80 provides the power you need to enjoy all your Lionel favorites.

**6-14198 \$143.99**

## E. GW-180 180-WATT TRANSFORMER

Introducing the ideal transformer for operating trains and accessories on expanding and medium-size layouts! From the Postwar-inspired styling of the controller, to the mighty PowerHouse power supply that provides a circuit breaker and on/off switch, this transformer has all the power you need, plus electronic overcurrent protection to help save your sensitive electronics in the event of a short circuit.

Use the throttle lever to control speed and power. Operate your favorite features with the bell, whistle/horn, and direction buttons.

Two outputs are available on the rear of the unit. A 0-18 volt variable AC output serves as your main track power source. The other programmable AC output is perfect for accessory operation from the same transformer. On the accessory output, simply set the accessory voltage to your desired level for continuous operation until you turn the unit off, completely independent of the train's operation.

**6-37947 \$279.99**

## F. ZW-L TRANSFORMER

No single product has come to symbolize the legend of Lionel more than the Lionel ZW. That's why we're especially proud to announce a new and more advanced version of the Lionel classic — The Lionel ZW-L Transformer. True to the signature design elements of the original, the ZW-L is molded in phenolic resin and features the same distinctive four-handle operation as its predecessor. The ZW-L can run up to four trains or accessories at the same time on different layouts. The two engineer-type handles provide independent control of two variable voltage circuits, each with built-in whistle, direction, and bell controls. Two additional accessory circuits can be set by means of the dial-type controls to any desired voltage.

The ZW-L Transformer is designed to give you smoother operation and more realistic control of your engines and accessories. Operation of the four handles now allows for fine control of up to 200 speed steps. It also provides a wider range of control at the minimum and maximum extensions of handle dial motion, and comes equipped with a smoother, more durable handle gearing system. Voltage and current from each of the four channels of the ZW-L Transformer are cleanly displayed in four easy-to-read, analog ammeter/voltmeter dials that are housed in the "dashboard" face. 620-watts of power are built inside the unit, so there's no need for separate power bricks. To keep your Controller operating safely, the ZW-L also comes equipped with an automatic temperature controlled cooling fan, a circuit breaker for each channel output, and an on/off switch on the front. Additionally, LIONEL letters light up in blue on the front face of the unit when the ZW-L is turned on.

Whether you run vintage or state of the art locomotives and accessories, the new Lionel ZW-L Transformer provides more realistic conventional control of your layout operations than ever before!

**6-37921 \$799.99**





CONTROL  
UP TO 200  
SPEED  
STEPS

RUN UP TO  
4 TRAINS OR  
ACCESSORIES  
AT THE SAME  
TIME



620 WATTS  
OF POWER

MAX.  
10 AMPS  
PER OUTPUT



F

Clearly displayed voltage  
and current from each of  
the four channels.



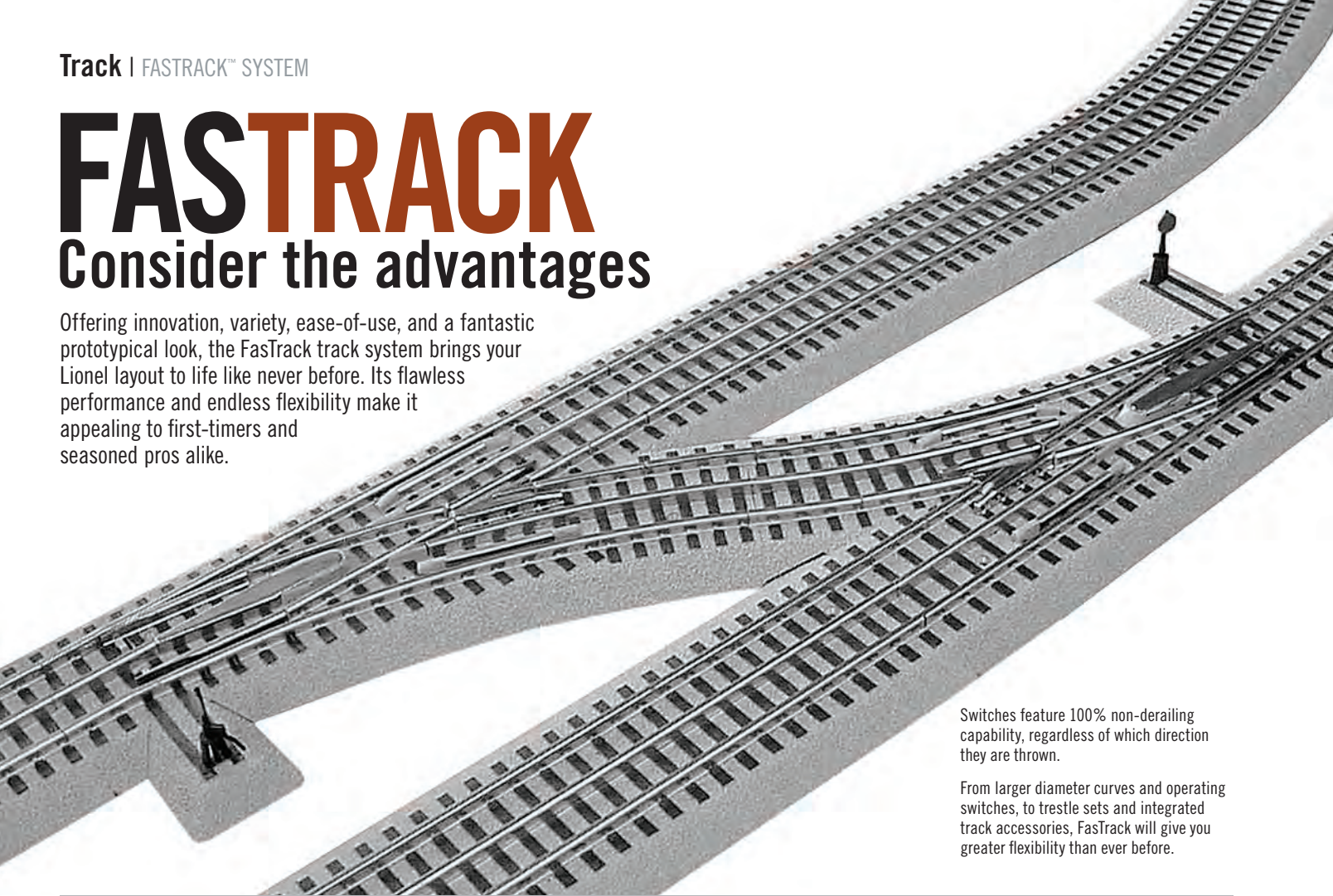
POWER YOUR  
TRAINS AND  
ACCESSORIES  
INDEPENDENTLY



# FASTRACK

## Consider the advantages

Offering innovation, variety, ease-of-use, and a fantastic prototypical look, the FasTrack track system brings your Lionel layout to life like never before. Its flawless performance and endless flexibility make it appealing to first-timers and seasoned pros alike.



Switches feature 100% non-derailing capability, regardless of which direction they are thrown.


From larger diameter curves and operating switches, to trestle sets and integrated track accessories, FasTrack will give you greater flexibility than ever before.



Curves are O-36 minimum to give locomotives a more realistic appearance around corners. The larger diameter also allows for the operation of larger locomotives than is possible on O-27 or O-31 curves.



Two terminals under each piece of straight track and one terminal under each piece of curved track for transformer and/or accessory power connections – no Lockons required!



Easy, snap-together locking mechanism for sure connections.



Patented center half-pin allows for track orientation in either direction without the need for moving pins from one end to the next.

## Accessory Hook-ups and Operation — with FASTRACK, it's Simple!

### Hook-ups

- Under the roadbed of all straight and curved sections are electrical terminals. You can hook up to these terminals in different ways.
- If you already have wire for your accessories, or you have pre-wired accessories, purchase 18-gauge quick connectors from your local electronics supply store. Strip wires back approximately 1/4", insert wire into the quick connector, and crimp it into place

### Operation

- Use a 153IR controller. The 153IR works the same way it does for O-27 and O gauge operation, with the power Lockon connector removed. Follow the instructions to hook up the accessory, and power your accessory as outlined left.
- Or use the FasTrack Accessory Activator Pack, which includes one insulated 10" straight track section and two 5" isolated track sections. Hook up your accessory to the insulated section as outlined left. The isolated sections have a break in the center of one track rail. As a train passes

over this break, its wheels complete the circuit and power is supplied to the entire length of track in between the breaks of the isolated sections – including the insulated section placed between them. To increase the length of time over which the accessory operates, simply add more insulated track sections between the two isolated sections. This technique is the equivalent of using Lionel insulated track sections in O/O-27, and is used only with accessories that perform one function in an on/off manner (e.g., Crossing Gate, Auto Gateman, etc.)






### INNER PASSING LOOP ADD-ON TRACK PACK

Layout dimensions: 39 1/2" x 70 1/2" Track Pack includes:  
 036 Curve 6-12015 QTY. 2  
 RH Manual Switch w/Quarter Curve 6-12018 QTY. 1  
 LH Manual Switch w/Quarter Curve 6-12017 QTY. 1  
**6-12028 \$99.99**

Track included with  
your RTR set

Track supplied in  
your Track Pack




### OUTER PASSING LOOP ADD-ON TRACK PACK

Layout dimensions: 49 1/2" x 70 1/2" Track Pack includes:  
 10" Straight 6-12014 QTY. 5  
 036 Curve 6-12015 QTY. 2  
 RH Manual Switch w/Quarter Curve 6-12018 QTY. 1  
 LH Manual Switch w/Quarter Curve 6-12017 QTY. 1  
**6-12031 \$114.99**

Track included with  
your RTR set

Track supplied in  
your Track Pack




### FIGURE 8 ADD-ON TRACK PACK

Layout dimensions: 39 1/2" x 90 1/2" Track Pack includes:  
 036 Curve 6-12015 QTY. 4  
 5" Straight 6-12024 QTY. 4  
 90-Degree Crossover 6-12019 QTY. 1  
**6-12030 \$66.99**

Track included with  
your RTR set

Track supplied in  
your Track Pack




### SIDING TRACK ADD-ON TRACK PACK

Layout dimensions: 39 1/2" x 70 1/2" Track Pack includes:  
 10" Straight 6-12014 QTY. 3  
 Uncoupling Track 6-12020 QTY. 1  
 Earthen Bumper 6-12059 QTY. 1  
 Quarter Curve 6-12017 QTY. 1  
**6-12044 \$105.99**

Track included with  
your RTR set

Track supplied in  
your Track Pack







## Straight Track Sections



**A. 1 1/2" TRACK SECTION**  
6-12073 \$4.59



**B. 1 3/8" TRACK SECTION WITHOUT ROADBED**  
6-12074 \$4.59



**10" STRAIGHT TRACK**  
6-12014 \$4.79  
**5" HALF STRAIGHT TRACK**  
6-12024 \$4.59

**4 1/2" STRAIGHT TRACK**  
6-12025 \$4.59  
**1 3/4" STRAIGHT TRACK**  
6-12026 \$4.59

**C. 30" STRAIGHT TRACK**  
6-12042 \$14.59  
**10" STRAIGHT TRACK 4-PACK**  
6-12032 \$20.99

## Curved Track Sections

### NEW

**031 CURVED TRACK**  
(8 pieces per circle)  
45-Degree section  
6-37103 \$4.69

**036 CURVED TRACK**  
(8 pieces per circle)  
45-Degree section  
6-12015 \$4.79

**036 HALF CURVED TRACK**  
(16 pieces per circle)  
22 1/2-Degree section  
6-12022 \$4.59

**036 QUARTER CURVED TRACK**  
(32 pieces per circle)  
11 1/4-Degree section  
6-12023 \$4.59


**048 CURVED TRACK**  
(12 pieces per circle)  
30-Degree section  
6-12043 \$4.59

**048 HALF CURVED TRACK**  
(24 pieces per circle)  
15-Degree section  
6-16834 \$4.59

**048 QUARTER CURVED TRACK**  
(48 pieces per circle)  
7 1/2-Degree section  
6-16835 \$4.39

**060 CURVED TRACK**  
(16 pieces per circle)  
22 1/2-Degree section  
6-12056 \$6.89

**072 CURVED TRACK**  
(16 pieces per circle)  
22 1/2-Degree section  
6-12041 \$6.89



**072 HALF CURVED TRACK**  
(32 pieces per circle)  
11 1/4-Degree section  
6-12055 \$5.79

**084 CURVED TRACK**  
(32 pieces per circle)  
11 1/4-Degree section  
6-12061 \$6.89


**036 CURVED TRACK 4-PACK**  
(Creates a half-circle)  
6-12033 \$20.99

## Specialty Track Sections

### TRANSITION PIECE

- Connects with traditional O gauge track
- Length: 5"


6-12040 \$9.19



### BLOCK SECTION

- Used to make an isolated track block
- Wires jump the breaks in the track on the underside of the roadbed


6-12060 \$9.19



### UNCOUPLING TRACK

- Central magnet is activated by remote control (included)
- Includes a Half Straight Track section
- Length of each section: 5"

6-12020 \$41.99



### TERMINAL SECTION

- Includes wires that connect the track to your transformer
- Length: 10"

6-12016 \$7.99



### OPERATING TRACK

- Central magnet and control rails are activated by remote control (included)
- Length: 10"

6-12054 \$42.99



## Accessory Activator Extenders

### ACCESSORY ACTIVATOR EXTENDER

- Length: 10"

6-12027 \$4.59



### ACCESSORY ACTIVATOR PACK


- Includes one 10" Insulated section and two 5" Isolated sections

6-12029 \$13.79








## Track Crossovers



**45-DEGREE CROSSOVER**  
 • Length: 10" x 10"  
 6-12051 \$23.99



**22 1/2-DEGREE CROSSOVER**  
 • Removable 1 3/8" extensions  
 • Length: 17" X 17"  
 6-12050 \$45.99





**90-DEGREE CROSSOVER**  
 • Length: 6" x 6"  
 6-12019 \$22.99

## Track Accessories


### GRADE CROSSING WITH FLASHERS

- Features two flashing signals and bell sounds
  - Length: 10" track section, 6 1/4" road section
- 6-12052 \$91.99



### GRADE CROSSING WITH GATES AND FLASHERS

- Features operating crossing gates, flashers, and bell sounds
  - Length: Approx. 10", 6 1/4" road section
- 6-12062 \$159.99





### GRADE CROSSING

- Length: 10" track section, 6 1/4" wide road section
  - Two per package
- 6-12036 \$13.79

### EARTHEN BUMPER

- Length: 3 5/8"
  - Real wood bumper
  - two per package
- 6-12059 \$9.19



### LIGHTED BUMPER

- Two per package
  - Length: 5"
- 6-12035 \$29.99



## Track Extras

### A. RAILER

- Length: 10"
- Also compatible with traditional O gauge and O-27 gauge track

6-12039 \$9.19

### B. ACCESSORY POWER WIRE

6-12053 \$5.79





# FASTRACK

**FasTrack switches raise the bar in performance and features for maximum enjoyment of your trains. Build the layout of your dreams today!**

Reliable switches are the foundation of any track system. They allow you to grow and expand your layout. Lionel FasTrack switches are second to none when it comes to durability and innovative, industry-leading features:

- Flawless, non-derailing function allows trains to keep running regardless of switch position
- Plug-and-play operation using track voltage or auxiliary power
- Auxiliary power and TMCC (ASC and SC-2) terminals are conveniently located under the roadbed base, making all connections invisible from above
- Realistic switch lamp
- Lantern base is interchangeable, can move to the right or left side

#### Additional Features for Remote Switches Include:

- Remote switch controllers conveniently lock together for easy access
- Interchangeable number inserts allow you to instantly find the switch you want to control red and green LEDs indicate switch position on remote switches, no need to change light bulbs or worry about heat build up

#### 036 FasTrack Switches Feature

- 33 3/4-Degree turnout
- Includes 1/4 curve to complete 0-36 45-Degree curve
- Length: 10" straight

**A. 6-12046** 036 Remote Switch-Right Hand **\$91.99**

**6-12017** 036 Manual Switch-Left Hand **\$44.99**

**6-12018** 036 Manual Switch-Right Hand **\$44.99**

**6-12045** 036 Remote Switch-Left Hand **\$91.99**

**6-16824** 036 Command Control Switch-Left Hand **\$109.99**

**6-16825** 036 Command Control Switch-Right Hand **\$109.99**

#### 048 FasTrack Switches Feature

- 30-Degree turnout
- Length: 15" straight

**6-12065** 048 Remote Switch-Left Hand **\$103.99**

**6-12066** 048 Remote Switch-Right Hand **\$103.99**

**6-16830** 048 Command Control Switch-Left Hand **\$119.99**

**6-16831** 048 Command Control Switch-Right Hand **\$119.99**

#### 060 FasTrack Switches Feature

- 22 1/2-Degree turnout
- Removable 1 3/8" extensions
- Length: 14 1/2" straight

**B. 6-12058** 060 Remote Switch-Right Hand **\$103.99**

**6-12057** 060 Remote Switch-Left Hand **\$103.99**

**6-16828** 060 Command Control Switch-Left Hand **\$119.99**

**6-16829** 060 Command Control Switch-Right Hand **\$119.99**

#### 072 FasTrack Switches Feature

- 22 1/2-Degree turnout
- Removable 1 3/8" extensions
- Length: 15 3/8" straight



**C. 6-12049** 072 Remote Switch-Right Hand **\$103.99**

**6-12048** 072 Remote Switch-Left Hand **\$103.99**

**6-16826** 072 Command Control Switch-Left Hand **\$119.99**

**6-16827** 072 Command Control Switch-Right Hand **\$119.99**

#### 072 FasTrack Wye Switches Feature

- 22 1/2-Degree wye
- Removable 1 3/8" extensions
- Length: 12"

**D. 6-12047** 072 Remote Wye Switch **\$96.99**

**6-16832** 072 Command Control Wye Switch **\$114.99**

## LIONEL COMMAND CONTROL FASTRACK SWITCHES!

**With the same proven design and realistic appearance as our standard FasTrack switches, these can be activated with your CAB-1 or CAB-2 remote controller. Also, multiple command control switches can be programmed to activate in sequence for easy route operation. No ASC or SC-2 accessory is necessary.**


With the use of a CAB-1 or CAB-2 remote you gain ultimate control over where your trains are headed and the routes they take to get there.

#### All Command Control Switches Feature

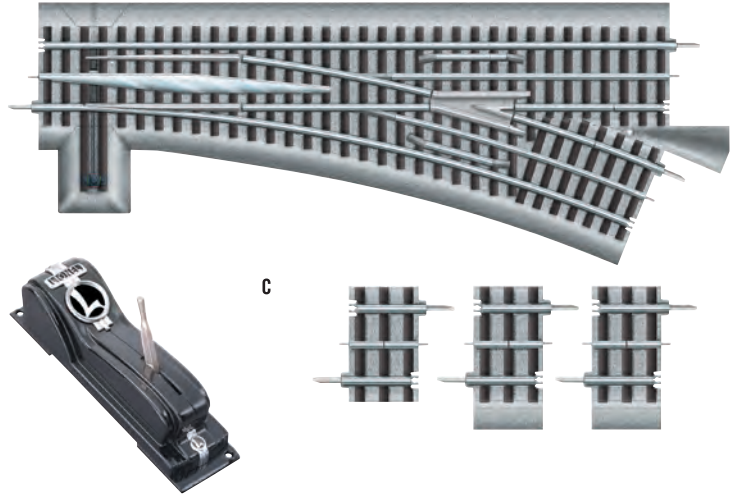
- Switches activated with a Command Control CAB-1, CAB-1L, or CAB-2 (sold separately)
- Can also be activated by remote lever switch
- Same solid construction, appearance, dimensions as FasTrack remote switches



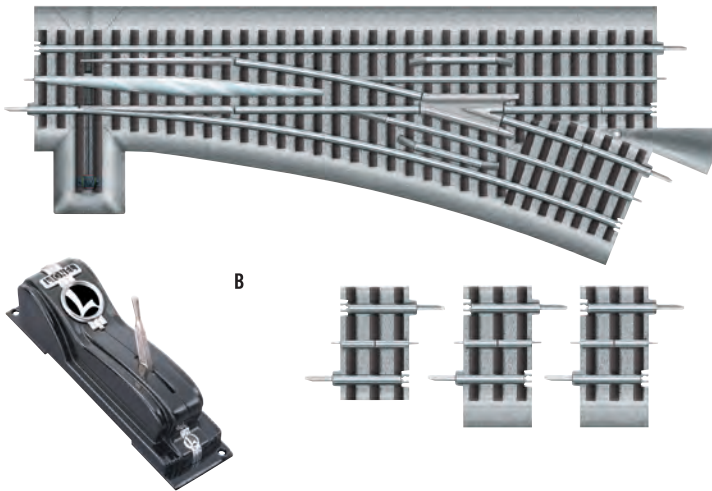




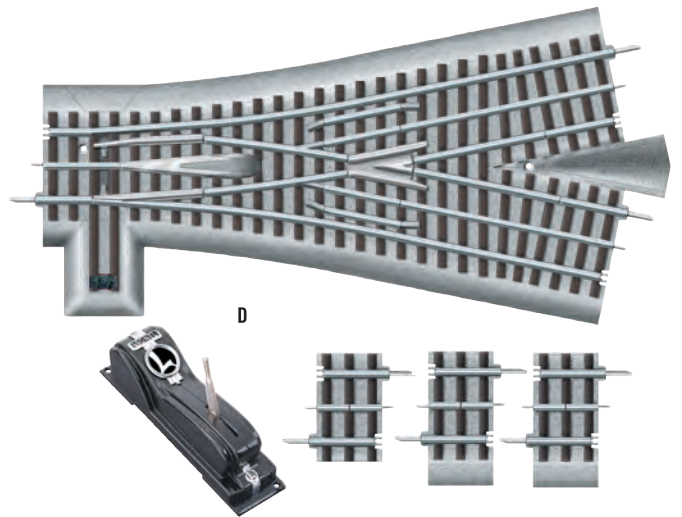
A



C



B




D



Realistic switch lamp

LANTERN BASE IS  
INTERCHANGEABLE,  
CAN MOVE TO  
THE RIGHT OR  
LEFT SIDE





## Track | 0-27 TRACK SYSTEM

### Straight Track



**1/2 STRAIGHT TRACK**  
Length: 4 7/8"  
6-65019 \$1.49

**STRAIGHT TRACK**  
Length: 8 3/4"  
6-65038 \$1.99

**EXTRA-LONG STRAIGHT TRACK**  
Length: 35"  
6-65024 \$5.79



### Curved Track



**1/2 CURVED TRACK (16 PIECES PER CIRCLE)**  
Length: 5 7/16"  
6-65014 \$1.49

**54" DIAMETER CURVED TRACK**  
(16 pieces per circle)  
Length: 14 1/2"  
6-65113 \$3.49



**27" DIAMETER CURVED TRACK**  
(8 pieces per circle)  
Length: 9 5/8"  
6-65033 \$1.99

**42" DIAMETER CURVED TRACK**  
(12 pieces per circle)  
Length: 10 7/8"  
6-65049 \$3.09


### Specialty Track



**90-DEGREE CROSSOVER**  
Length: 7 3/8" x 7 3/8"  
6-65020 \$12.29



**45-DEGREE CROSSOVER**  
Length: 10 1/4" x 10 1/4"  
6-65023 \$12.29



**UNCOUPLING TRACK**  
Length: 8 3/4"  
6-65149 \$13.79

**INSULATED TRACK**  
Length: 8 3/4"  
6-12841 \$5.99



**REMOTE-CONTROL TRACK WITH UCS CONTROLLER**  
Length: 8 3/4"  
6-12746 \$27.99

### Switches



**27" PATH MANUAL SWITCH**  
Length: 8 3/4" straight  
6-65021 Left Hand \$29.99  
6-65022 Right Hand \$29.99



**27" PATH REMOTE-CONTROL SWITCH**  
Length: 8 3/4" straight  
6-65121 Left Hand \$49.99  
6-65122 Right Hand \$49.99



**42" PATH REMOTE-CONTROL SWITCH**  
Length: 13 5/8" straight  
6-65167 Left Hand \$71.99  
6-65168 Right Hand \$71.49





#### A. 0-27 GAUGE TRACK CLIPS

- Keep your 0-27 track sections together with these easy-to-use, slide-on clips
- Perfect for keeping temporary or floor layouts together
- Box of 12

6-62901 \$11.79

#### B. UNIVERSAL LOCKON

- Works with 0, 0-27, and S-gauge traditional tubular track

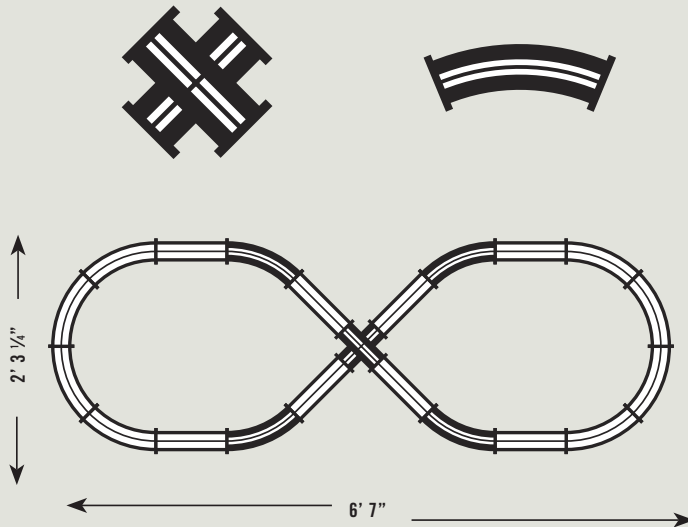
6-24213 \$3.99

#### STEEL PINS

6-65042 0-27 Gauge \$3.09

#### FIBRE PINS

6-65041 0-27 Gauge \$3.09



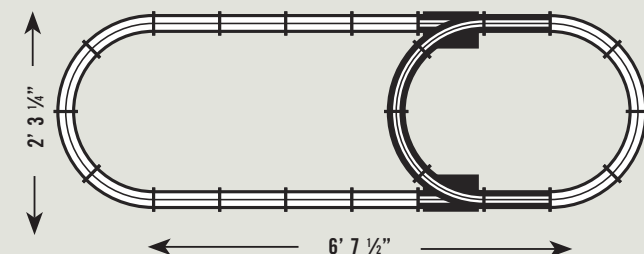
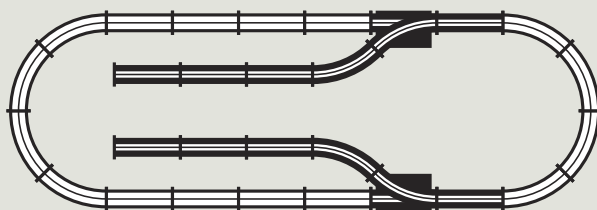
#### C. FIGURE 8 0-27 GAUGE ADD-ON TRACK PACK

Add this track to your oval to create a figure 8 layout. Requires an existing starter set oval of track.

1 - 90-degree crossover 6-65020

4 - pieces curved track 6-65033

6-22966 \$19.99



#### DOUBLE-LOOP 0-27 GAUGE ADD-ON TRACK PACK

Add this track to your oval to create a double loop, an oval with two inside sidings, or a double oval. Requires an existing starter set oval of track.

2 - pieces curved track 6-65033

10 - pieces straight track 6-65038

1 - right hand manual switch 6-65022

1 - left hand manual switch 6-65021

6-22967 \$71.99



Track | 0 GAUGE SYSTEM

Straight Track



**STRAIGHT TRACK**  
Length: 10"  
6-65500 \$2.89

**EXTRA-LONG STRAIGHT TRACK**  
Length: 40"  
6-65523 \$8.69

**1/2 STRAIGHT TRACK**  
Length: 5 1/2"  
6-65505 \$2.29

Curved Track



**31" DIAMETER CURVED TRACK**  
(8 pieces per circle)  
Length: 10 5/8"  
6-65501 \$2.89

**1/2 CURVED TRACK**  
Length: 6"  
6-65504 \$2.29

**54" DIAMETER CURVED TRACK**  
(16 pieces per circle)  
Length: 10 3/4"  
6-65554 \$5.19

**42" DIAMETER CURVED TRACK**  
(12 pieces per circle)  
Length: 10 1/2"  
6-12925 \$4.39

**72" DIAMETER CURVED TRACK**  
(16 pieces per circle)  
Length: 14"  
6-65572 \$6.29

Specialty Track

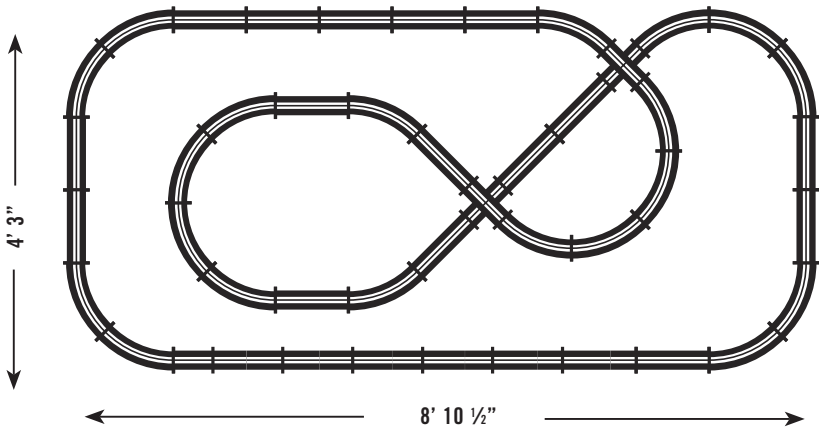
**INSULATED TRACK**  
Length: 10"  
6-12840 \$8.99

**REMOTE-CONTROL TRACK**  
Length: 10"  
6-65530 \$43.99

**45-DEGREE CROSSOVER**  
Length: 11 3/4" x 11 3/4"  
6-65545 \$18.99

**90-DEGREE CROSSOVER**  
Length: 8 5/16" x 8 5/16"  
6-65540 \$18.99

Deluxe Complete 0 Gauge Track Pack



**DELUXE COMPLETE 0 GAUGE TRACK PACK**  
This complete 0 gauge track set will allow you to create the detailed layout shown. No additional track is required.  
20 - pieces curved track 6-65501      2 - 90-degree crossovers 6-65540  
22 - pieces straight track 6-65500      1 - half straight 6-65505  
6-22969 \$137.99

0 GAUGE TRACK CLIPS

- Keep your 0 gauge track sections together with these easy-to-use, slide-on clips
  - Perfect for keeping temporary or floor layouts together
  - Box of 12
- 6-12743 \$11.79

STEEL PINS

6-65551 0 Gauge \$3.09

FIBRE PINS

6-65543 0 Gauge \$3.09

Switches

**31" PATH REMOTE-CONTROL SWITCH**  
Length: 10" straight  
6-14062 Left Hand \$85.99  
6-14063 Right Hand \$85.99

**72" PATH REMOTE-CONTROL SWITCH**  
Length: 14 1/2" straight  
6-65166 Left Hand \$139.99  
6-65165 Right Hand \$139.99

0 Gauge Lockons

**LOCKON**  
6-62900 \$3.99

**LIGHTED LOCKON**  
6-14112 \$7.49

**LOCKON WITH WIRES**  
6-62905 \$7.69




# AMERICAN FLYER® TRAINS

## AN INTRODUCTION TO S-GAUGE RAILROADING

### SPEAKING THE LANGUAGE

#### GAUGE

On the real railroad as well as toy trains, gauge refers to the distance between the outside rails of the track. In S gauge, the distance between the rails is about 1", compared to 1 1/4" found on O Gauge track systems. Any S-Gauge car can run on S-Gauge AF FasTrack or traditional American Flyer S-Gauge track, as long as the minimum curve of your track layout can accommodate your particular cars and locomotives (see Minimum Curve below).



#### SCALE

Scale measures the relationship between a model and the real thing. Most S-Gauge cars measure about 1:64 scale. This relationship is approximate for the Traditional American Flyer line of locos and cars. In the new American Flyer S Scale line, locos and cars are made to be as exact as possible to 1:64 scale, and they may require a wider minimum track curve because of their larger size.

#### SCALE vs. TRADITIONAL

The American Flyer S-Gauge line is divided up into two main categories – Traditional S-Gauge and S Scale. Both lines can be run together if Minimum Curve requirements allow. Generally, the difference is a matter of size and the level of accurate detail. Scale locos and cars are often larger in size and more highly detailed in comparison to Traditional ones. Check out the top of each page in this catalog to see if the items you're interested in are distinguished as SCALE or TRADITIONAL items.

#### TRADITIONAL (S-Gauge)

- Usually based on classic American Flyer designs
- Approximate scale proportions
- Perfect additions to traditional collections
- Can run on any S-gauge track curve (unless noted otherwise)

#### SCALE (S Scale)

- Accurate reproductions of rolling stock and locomotives
- Scale proportions
- Super-detailed with many separately applied parts
- Check the Minimum Curve requirement for each car or locomotive


#### MINIMUM CURVE

All cars and most engines are designed to travel on an S-Gauge circle of track with a minimum diameter of 36". However some S Scale locomotives might require a wider minimum curve to operate. This measurement is very useful in purchasing track, locomotives, and rolling stock that are all compatible with one another. In this catalog, you'll see that every engine and rolling stock item has been designated with a Minimum Curve rating.

#### S-GAUGE TRACK SYSTEMS

Your American Flyer engine or car can run on any track system that is designated as S-Gauge. This includes the original S-Gauge track system originally produced by A.C. Gilbert that's still popular today.

Additionally, Lionel now offers the innovative AF FasTrack track system that's more realistic than any other system – and easy to use. Curves, straights, and switches are all found in this catalog. You'll also be able to purchase a transition track piece that allows you to connect your original Flyer track with the new AF FasTrack track system.



### PRODUCT FEATURES

#### TRANSFORMER CONTROL

All American Flyer locomotives – from the most sophisticated to the most basic – can be controlled by a standard transformer. Even older AC transformers can run our most advanced models.



#### LEGACY CONTROL SYSTEM

This revolutionary control system allows you to run your LEGACY Control System-equipped locomotive just like a real engineer runs his trains. With its enhanced sounds and 200 speed steps, this system allows properly equipped engines to function with unparalleled options. The CAB-2 Remote Controller has an LCD screen display, vibration that simulates the effort of the locomotive, and other exciting operating features.



#### AF SPEED CONTROL

Slow speed and start-up operation are smooth and steady with AF Speed Control. Watch your locomotive as it creeps through the yard or fights up a grade without hesitation.



#### ELECTROCOUPLERS

(LEGACY OR TMCC required)

Open these couplers anywhere on the layout without uncoupling track sections. The CAB-1 or CAB-2 Remote Controller activates the ElectroCouplers. Also, be sure to listen for authentic sounds of the coupler in operation with the RailSounds sound system.



#### WIRELESS TETHER CONNECTION

Looking to enhance the appearance of Lionel steam locomotives, we developed the exclusive infrared Wireless Tether connection so that the locomotive and tender can communicate without cumbersome wiring between the units.

#### TRACTION TIRES

One or more of the driving wheels are fitted with rubber tires for extra pulling power and stability for hauling long strings of cars. Traction tires grip the rails, enhancing tractive effort.



#### RAILSOUNDS SOUND SYSTEM

Widely regarded as the industry standard, the impressive RailSounds sound system brings the real sounds of the railroad to your layout. From the mechanical symphony of the locomotives, to the horn and whistle sounds that you trigger, you will be impressed by the digitally recorded samples of these special and authentic sounds.

#### SMOKE

Fan-driven smoke units provide a steady flow of smoke, and puffing smoke units create short blasts of smoke as the locomotive moves along the track. For the most realistic smoke effects, synchronized smoke units coordinate the blasts of smoke with the revolution of the drivers and the DynaChuff sounds of the locomotive.

#### DIRECTIONAL LIGHTING

When in reverse, Command Control equipped diesel locomotive headlights will shut off. The rear light or headlight of a second diesel will then illuminate. In Command Control equipped steam locomotives, the headlight remains illuminated in forward or reverse operation. Additionally in reverse, the tender back-up light will shine on tenders equipped with that feature.

#### GLOWING FIREBOX AND FLICKERING FIREBOX

A red glow steadily emanates from the firebox inside of the cab of Lionel steam locomotives equipped with the glowing firebox. Steam locomotives equipped with a flickering firebox create the illusion of a live fire "flickering" within.

#### VARIABLE ASHPAN GLOW

Start up an American Flyer steam locomotive equipped with this feature and look for a red glow on the outside of the locomotive between the ashpan and firebox. As speed increases, the light grows brighter, simulating the increased draft onto the fire.





# AMERICAN FLYER U33C

Add to your locomotive roster with these exciting new road numbers!

- American Flyer S Scale brings you tremendous flexibility to fit your railroading needs!
- **LEGACY Control System** equipped — able to run in LEGACY Control mode, Trainmaster Command Control mode or in Conventional mode with a standard transformer
- **AF Speed Control** with On/Off switch lets your locomotive operate smoothly and consistently over grades and through curves
- **LEGACY RailSounds** sound system featuring:
  - CrewTalk dialog and TowerCom announcements, each with different scenarios depending on whether the locomotive is in motion or stopped
  - Eight diesel RPM levels

- LEGACY "Real-Time Quilling Horn" control with instant response for realistic signature 'quilling' and correctly timed warning signals
- Single hit or continuous mechanical bell sounds
- Independently adjustable volume control
- Powerful motor with momentum flywheel
- Front and rear **ElectroCouplers**
- Mounting holes and support plate for scale couplers (scale couplers sold separately)
- Operating headlight
- Operating marker lights on front and rear
- Illuminated number boards
- Illuminated cab interior
- Traction tires
- Metal frame
- Fan-driven smoke unit

- Die-cast metal trucks, pilots, and fuel tanks
- Separately applied metal details
- Detailed cab interior
- Cab window glass
- Engineer and conductor figures
- Minimum Curve: 36" Diameter
- Length: 13 1/2"

- A. 6-42512** Santa Fe LEGACY #8525 **\$479.99**
- B. 6-42513** Delaware & Hudson LEGACY #761 **\$479.99**
- C. 6-42514** Illinois Central LEGACY #5057 **\$479.99**
- D. 6-42515** Penn Central LEGACY #6560 **\$479.99**
- E. 6-42516** Milwaukee Road LEGACY #5705 **\$479.99**

A



B









# NORFOLK SOUTHERN HERITAGE SD70ACE LOCOMOTIVES

Norfolk Southern salutes their rich history and American Flyer joins in the celebration! Remember those fallen flags as we offer beautifully decorated diesel locomotives that pay artistic homage to railroads of the past. Enjoy these moving tapestries of historical railroads that look just like the real ones!

Available in powered units and non-powered compliments as well. American Flyer S Scale brings you tremendous flexibility to fit your railroading needs!

## Non-Powered Locomotives Feature

- Metal frame
- Die-cast metal trucks and fuel tank
- Front and rear operating couplers
- Separately applied metal details

## LEGACY Locomotives Feature

- **LEGACY Control System** equipped—able to run in LEGACY Control mode, Trainmaster Command Control mode or in Conventional mode with a standard transformer
- DCC-enabled—Choose Lionel LEGACY for great features and smooth performance,

or choose DCC operation to fit your DCC-equipped layout

- **AF Speed Control** with On/Off switch lets your locomotive operate smoothly and consistently over grades and through curves
- **LEGACY RailSounds** sound system featuring:
  - CrewTalk dialog and TowerCom announcements, each with different scenarios depending on whether the locomotive is in motion or stopped
  - Eight diesel RPM levels
  - LEGACY "Real-Time Quilling Horn" control with instant response for realistic signature 'quilling' and correctly timed warning signals
  - Single hit or continuous mechanical bell sounds
  - Independently adjustable volume control
- Two powerful motors with momentum flywheel
- Front and rear **ElectroCouplers**

- Mounting holes and support plate for scale couplers (scale couplers sold separately)
- NEW to American Flyer—pivoting pilot allows the locomotive to navigate tight curves and look more realistic
- Operating headlight
- Operating marker lights on front and rear
- Illuminated number boards
- Illuminated cab interior
- Traction tires
- Metal frame
- Fan-driven smoke unit
- Die-cast metal trucks, pilots, and fuel tanks
- Separately applied metal details
- Detailed cab interior
- Cab window glass
- Engineer and conductor figures
- Minimum Curve: 36" Diameter
- Length: Approx. 13 3/4"

- A. 6-42519** Central of New Jersey LEGACY #1071 **\$479.99**
- 6-42520** Central of New Jersey Non-Powered #1834 **\$239.99** (not shown)
- B. 6-42521** DLW LEGACY #1074 **\$479.99**
- 6-42522** DLW Non-Powered #1856 **\$239.99** (not shown)
- C. 6-42523** Erie LEGACY #1068 **\$479.99**
- 6-42524** Erie Non-Powered #1835 **\$239.99** (not shown)
- D. 6-42525** Illinois Terminal LEGACY #1072 **\$479.99**
- 6-42526** Illinois Terminal Non-Powered #1899 **\$239.99** (not shown)
- E. 6-42527** New York Central LEGACY #1066 **\$479.99**
- 6-42528** New York Central Non-Powered #1834 **\$239.99** (not shown)
- F. 6-42529** Penn Central LEGACY #1073 **\$479.99**
- 6-42530** Penn Central #1971 Non-Powered **\$239.99** (not shown)



**ALL ITEMS  
NEW**

**SEE MATCHING  
HOPPERS ON  
PAGE 147**





C



D



E



F



# 1:64 SCALE CYLINDRICAL HOPPERS

Highly anticipated additions to the American Flyer 1:64 scale cylindrical hoppers

- 1:64 scale cars
- Scale wheels and trucks
- Operating couplers
- Die-cast metal sprung trucks and operating couplers
- Opening hatches on roof
- Mounting holes for scale couplers (sold separately)

- Separately-hand applied metal details
- Minimum Curve: 36" Diameter
- Length: 10 1/4"

- A. 6-48648** Alberta \$79.99  
**B. 6-48649** Pennsylvania Railroad \$79.99  
**C. 6-48650** Government of Canada \$79.99  
**D. 6-48651** Norfolk Southern \$79.99  
**E. 6-48652** NS Heritage Central New Jersey \$79.99


- F. 6-48653** NS Heritage Delaware, Lackawanna, and Western \$79.99  
**G. 6-48654** NS Heritage Erie \$79.99  
**H. 6-48655** NS Heritage Illinois Terminal \$79.99  
**I. 6-48656** NS Heritage New York Central \$79.99  
**J. 6-48657** NS Heritage Penn Central \$79.99

ALL ITEMS  
NEW

A



B



C





SEE  
MATCHING  
DIESELS  
ON PAGES  
144-145



# TRADITIONAL AMERICAN FLYER

## A. MINNEAPOLIS & ST. LOUIS BALDWIN SWITCHER

A favorite of Gilbert-era American Flyer operators, Lionel gives a nod to the original in this wonderfully nostalgic diesel locomotive.

- Transformer controlled forward, neutral, and reverse operation
- Powerful maintenance-free motor with momentum flywheel
- Directional lighting, including operating headlight and back-up light
- Front and rear operating couplers
- Traction tires
- Metal frame

- Die-cast metal trucks
  - Length: 7 1/2"
  - Minimum Curve: 36" Diameter
- 6-48165 \$289.99**

## TEXAS SPECIAL STREAMLINER CAR ADD-ONS

- Die-cast metal trucks and operating couplers
- Stamped metal frame
- Window silhouettes in Full Vista Dome Car and 3-pack
- Interior illumination
- Unique window configuration on each side of Full Vista Dome


- Length: 13 1/8" each
  - Minimum Curve: 36" Diameter
- B. 6-49956 Full Vista Dome Car \$79.99**  
**C. 6-49957 Baggage Car \$79.99**

## STREAMLINER BAGGAGE CAR


- Die-cast metal trucks and operating couplers
  - Stamped metal frame
  - Window silhouettes
  - Interior illumination
  - Length: 13 1/8"
  - Minimum Curve: 36" Diameter
- D. 6-49944 Erie \$79.99**

## STREAMLINER FULL VISTA DOME CARS

- Die-cast metal trucks and operating couplers
  - Stamped metal frame
  - Window silhouettes
  - Interior illumination
  - Unique window configuration on each side of car
  - Length: 13 1/8"
  - Minimum Curve: 36" Diameter
- E. 6-49948 Erie \$79.99**  
**F. 6-49958 Santa Fe \$79.99**  
**G. 6-49959 Pennsylvania \$79.99**









# FREIGHT CARS

## A. CITIES SERVICE THREE-DOME TANK CAR

- Die-cast metal trucks and operating couplers
  - Metal handrails and ladders
  - Length: 7 <sup>5</sup>/<sub>8</sub>"
  - Minimum Curve: 36" Diameter
- 6-48438 \$69.99**

## B. PENNSYLVANIA GONDOLA WITH COIL COVERS

- Die-cast metal trucks and operating couplers
  - Includes two removable coil covers
  - Metal rails on covers
  - Length: 8 <sup>3</sup>/<sub>4</sub>"
  - Minimum Curve: 36" Diameter
- 6-48570 \$69.99**

## C. HERSHEY'S SPECIAL DARK® 2-BAY HOPPER

- Die-cast metal trucks and operating couplers
  - Plastic removable 'chocolate' load
  - Length: 7 <sup>3</sup>/<sub>8</sub>"
  - Minimum Curve: 36" Diameter
- 6-48635 \$69.99**

© 2012 The Hershey Company. The Hershey's trademarks and trade dress are used under license

## D. MR. GOODBAR® REEFER

- Die-cast metal trucks and operating couplers
  - Metal frame
  - Opening doors with operating latches
  - Length: 8 <sup>3</sup>/<sub>8</sub>"
  - Minimum Curve: 36" Diameter
- 6-48828 \$69.99**

© 2012 The Hershey Company. The Hershey's trademarks and trade dress are used under license

## E. WESTERN PACIFIC 3-BAY HOPPER

- Die-cast metal trucks and operating couplers
  - Removable coal load
  - Length: 8 <sup>3</sup>/<sub>4</sub>"
  - Minimum Curve: 36" Diameter
- 6-48636 \$69.99**

## F. MINNEAPOLIS & ST LOUIS BOXCAR

- Die-cast metal trucks and operating couplers
  - Metal frame
  - Opening doors with operating latches
  - Length: 8 <sup>3</sup>/<sub>8</sub>"
  - Minimum Curve: 36" Diameter
- 6-48827 \$69.99**





D



E



F



# ACCESSORIES

## G. TRUSS BRIDGE

- Stamped metal base
- Plastic truss girder sides
- Length: 10 3/4"
- Width: 4 3/4"


6-49845 \$26.99

## H. #774 FLOODLIGHT TOWER

- Metal platform, ladder, and lamp sockets
- Four operating lights
- Dimensions: 5" x 6" x 13"

6-49847 \$119.99

G



H





# **S-Gauge** **FastTrack™**

The American Flyer FastTrack system is expanding! Complete your layout with new left and right switches. A transition track piece is also available to connect your traditional “Flyer” track to the new AF FastTrack system.

- Real track appearance
- Easy connections for both power and tracks
- Molded roadbed and ballast for incredibly simple set up

#### AF FASTRACK TRACK SECTIONS

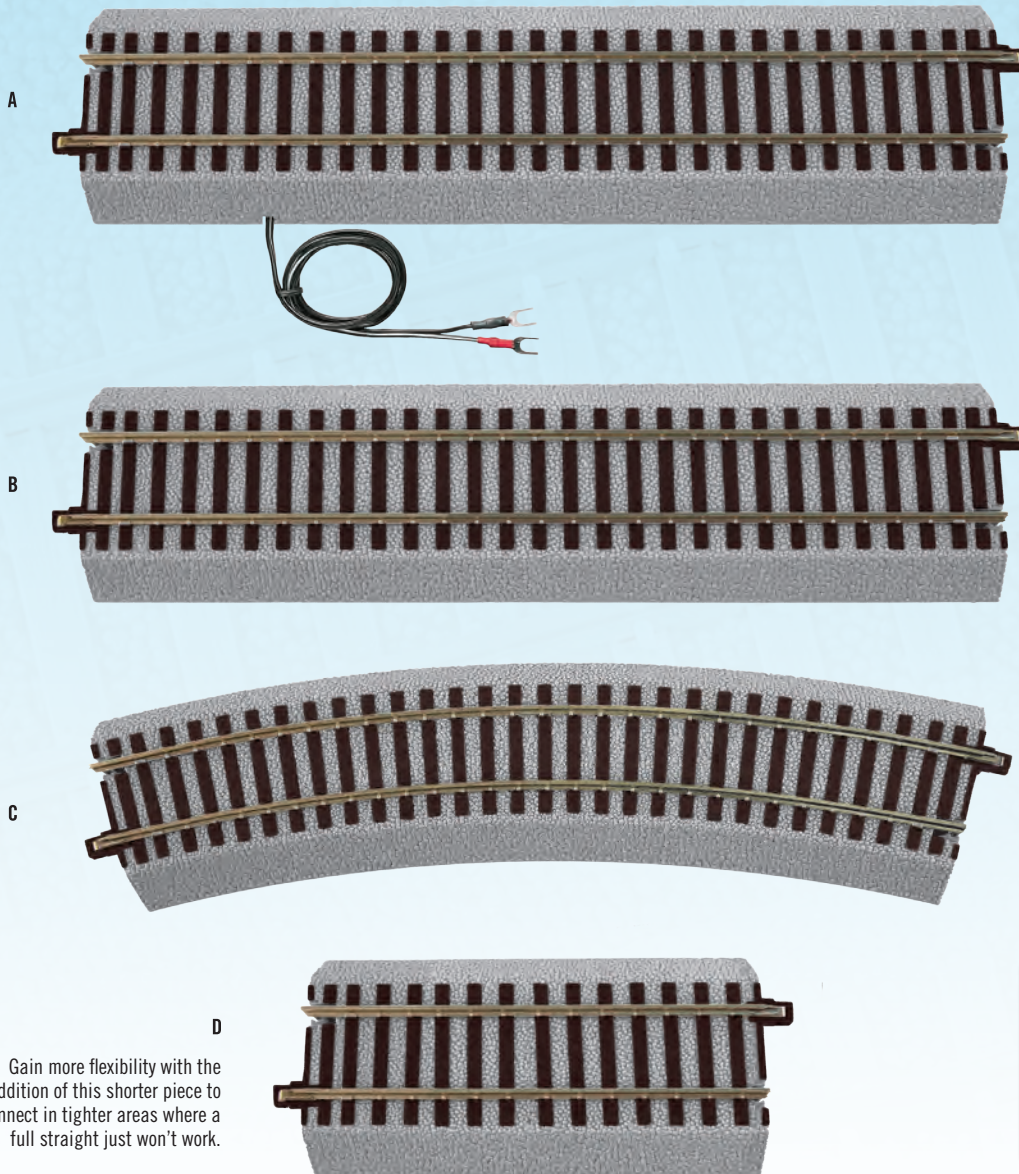
- A. 6-49854 10" Terminal Track \$7.99
- B. 6-49852 10" Straight Track \$4.79
- C. 6-49853 R20 Curve Track (12 30-Degree sections per circle, 20" radius) \$4.79
- D. 6-49867 5" Straight Track \$4.79

#### AF TRANSITION TRACK

- Connects with traditional American Flyer track
- Length: 10"
- E. 6-49858 \$9.99

#### AF FASTRACK REMOTE SWITCHES

- 20" Radius
- Length: 10" straight, 30-Degree R20 turnout
- F. 6-49856 R20 Switch FasTrack (Right Hand) \$89.99
- G. 6-49857 R20 Switch FasTrack (Left Hand) \$89.99



Gain more flexibility with the addition of this shorter piece to connect in tighter areas where a full straight just won't work.

S-Gauge Traditional/Tubular Track Pins

Fibre Pins (Not Shown)  
6-49830 \$2.19

Steel Pins (Not Shown)  
6-49831 \$2.19



Traditional AF profile



AF FasTrack profile



Traditional track not included

Concept transition shown.

E

F

G

# UPGRADES BY ELECTRIC RR

The Electric RR Co. specializes in command control compatible product design. For more information on these and other Electric RR products, or product installation questions, please call 408-454-4127, or visit [www.electricrr.com](http://www.electricrr.com).



## A. CRUISE COMMANDER™ "M"

For Modular TMCC locomotives, upgrade your speed control with Cruise Commander "M". Imagine how many locos without flywheels that can now have cruise functionality! The Cruise Commander "M" replaces the Lionel modular motor driver. It is plug compatible, and a minimal install only requires the addition of a single wire to the serial data for operation.

- Simple Tach-Less installation and operation
- High Frequency (20khz) PWM for silent drive
- Operates in command and conventional modes
- CAB-1 selectable 32 or 100 (default) speed steps
- Serial data out for configuration acknowledgment
- Directly drives LED's lighting without complex "load" resistor wiring
- LED's lighting features include markers and oscillating ditch lamps
- On-board micro-controller provides future enhancement capabilities
- Dimensions 2.4" L x 1.63" W x 0.8" H

**Cruise Commander "M" \$89.95**




## B. CRUISE COMMANDER™

Take command of locomotive speed with Cruise Commander, a patented breakthrough in speed control technology. The Cruise Commander provides constant speed and ultra-slow operation of your locomotives, and it's simple to install. While in operation, information about your locomotive's velocity is monitored from the motor directly. If dual-motored, each motor is balanced to the other, synchronizing the motors for smooth and quiet operation. Lash-ups are also possible when locomotives are aligned using the exclusive "nudge" feature.

- Simple Tach-Less installation and operation
- High Frequency (20khz) PWM for silent motor operation
- Operates in command and conventional modes
- CAB-1 selectable 32 or 100 (default) speed steps
- Uses R2LC to be fully compliant with TMCC standards
- Horn pulse to control modern-era and post war horns / whistles
- Directly drives LED's lighting without complex "load" resistor wiring
- On-board micro-controller provides future enhancement capabilities
- Splice-free connections make installation simple and quick
- Heat Sink has "PemNut", no more stripped mounting holes!
- Dimensions: 2.75" L x 1.25" W x 1.2" H

**Cruise Commander \$119.95**



## C. RAILSOUNDS COMMANDER™

Upgrade your locomotives to RailSounds 4.0 with the RailSounds Commander. At a compact size unparalleled in the marketplace, almost all your locomotives can now feature a realistic, high performance sound system! Fully compliant with TMCC standards, RailSounds Commander utilizes Lionel RS4 technology, combining it with a single power controller that supports conventional mode including battery backup. The RailSounds Commander operates standalone, or in conjunction with the full product line of Electric Railroad's TMCC upgrades.

### Railsounds Commander Kit Includes

High performance speaker, speaker baffle, mounting supplies, comprehensive installation manual, and connection cables for conventional and command operation.

## Features

- Conventional and Command mode operation
- Command mode volume control
- On-board volume control for conventional operation
- Multiple trigger options for chuff and diesel ramp up/down
- Provisions for a Railsounds/Signal Sounds switch
- On-board volume control for conventional operation
- Battery (9v) supports convention mode operation
- Easily interfaces with entire Electric Railroad Company line of products
- Fully compliant with TMCC standards
- Dimensions: 1.95" L x 1.25" W x 0.95" H
- Diesel Sound Sets: Alco, F3/F7, E8/9, Geep 7/9, Dash 9
- Steam Sound Sets: Atlantic, Northern, Generic, Articulated

**RailSounds Commander \$99.95**





\$5.00



At Lionel, we are committed to providing our customers with superior-quality products and service. It is a commitment shared by our many Lionel Authorized Dealers and Lionel Authorized Service Centers around the country. To locate a Dealer or Service Center near you, call 1-800-4LIONEL (1-800-454-6635). Or, call the Lionel Customer Service Center at 586-949-4100. You can also e-mail us at [talktous@lionel.com](mailto:talktous@lionel.com) or visit our website at [www.lionel.com](http://www.lionel.com). Our knowledgeable staff is always eager to help you fully enjoy the magical world of Lionel model trains.

Lionel L.L.C.  
26750 Twenty-Three Mile Road  
Chesterfield, MI 48051-1956  
United States of America  
Phone: 586-949-4100  
E-mail: [talktous@lionel.com](mailto:talktous@lionel.com)

[www.lionel.com](http://www.lionel.com)

Copyright ©2012 Lionel L.L.C.



## Club Membership

For more than 30 years, The Lionel Railroader Club has provided its members with exclusive Lionel news, special promotions, merchandise discounts, and Lionel catalogs. This is your opportunity to join thousands of others in this legendary club. Your annual membership includes these great club benefits:

- Quarterly issues of Inside Track featuring Lionel news, special promotions, and opportunities to purchase exclusive LRRC cars.
- Collectible, annual Club Button and LRRC membership Card.
- 10% discount at [www.LionelStore.com](http://www.LionelStore.com).

To join online, or to print out an application, visit [www.lionel.com/lrrc](http://www.lionel.com/lrrc)

