



# Lionel 2012

READY-TO-RUN CATALOG





# Table of Contents

|                                |       |
|--------------------------------|-------|
| Welcome to the World of Lionel | 3     |
| Ready-to-Run O-Gauge Sets      |       |
| Freight Sets                   | 4-21  |
| Passenger Sets                 | 22-27 |
| Favorite Brands & Characters   | 28-42 |
| Christmas                      | 43    |
| Halloween                      | 44-45 |
| Freight Cars                   | 46-49 |
| Collections                    | 50-51 |
| Operating Cars                 | 52    |
| Accessories                    | 53-57 |
| FasTrack™ Track System         | 58-59 |
| Finishing Touches              | 60    |
| Battery-Powered Trains         |       |
| Ready-to-Run G-Gauge Sets      | 62-65 |
| Lionel Little Lines™           | 66-67 |

The following Lionel marks are used throughout this catalog and are protected under law. All rights reserved.  
Lionel®, Lionelville™, Lionel Lines®, RailSounds RTR™ TrainSounds™, FasTrack™, Lionel Little Lines™

The colors ORANGE & BLUE are a registered trademark of Lionel.

TMs belonging to AMTRAK are All Rights Reserved

TMs belonging to Canadian Pacific are All Rights Reserved

TMs belonging to CSX are All Rights Reserved

TMs belonging to Union Pacific are All Rights Reserved

All marks belonging to CN or BNSF are of their respective owners.

Any reproduction, transmission, or dissemination of the material herein is strictly prohibited. Trademarks owned by Lionel L.L.C. are indicated throughout this document. Items depicted in this catalog are subject to change in price, color, size, design, and availability. Verify features on product package. Retail prices are suggested. See your Authorized Lionel Dealer for more information.

## Club Membership

For more than 30 years, The Lionel RailRoader Club has provided its members with exclusive Lionel news, special promotions, merchandise discounts, and Lionel catalogs. This is your opportunity to join thousands of others in this legendary club.

### Your annual membership includes these great club benefits:

- Quarterly issues of Inside Track featuring Lionel news, special promotions, and opportunities to purchase exclusive LRRC cars.
- Lionel Catalogs delivered to you right off the press, arriving just after our dealers receive them!
- Collectible, annual Club Button and LRRC membership Card.
- 10% discount at [www.LionelStore.com](http://www.LionelStore.com).

To join online, or to print out an application, visit  
**[www.lionel.com/lrrc](http://www.lionel.com/lrrc)**





## **Welcome to the world of Lionel!**

**Model railroading has been a family tradition for generations, providing hours of fun and loads of enjoyment. In this catalog, you'll find a wide selection of products that will help you get started on this adventure of a lifetime.**

**Lionel ready-to-run sets are affordable, made of the highest quality materials, and guaranteed to entertain. And we've got a lot to choose from. Traditional O-Gauge classics like our popular Pennsylvania and New York Central Flyers. Familiar favorites like Thomas & Friends™, Polar Express™ and Harry Potter's™ Hogwarts Express™.**

**All of the sets in this catalog come with everything you'll need to get started. They're ready to go right out of the box. Our patented FasTrack track system is easy to snap together and enables your train to run on any floor or carpet surface. Our Lionel transformers are safe and simple to hook up. And most sets come with extras and accessories that add to the fun.**

**You'll also find a selection of battery operated G-Gauge sets that accept traditional C batteries or operate using rechargeable battery technology. And for your youngest engineers, we now offer Lionel Little Lines. These small-scale playsets have many features and details of an authentic Lionel train set, and all the play value a kid could ask for!**

**So hop on board. Let Lionel take you and your family as far as your imagination will go.**

**All Aboard!**





# The Scout

## A. The Scout Ready-To-Run Freight Set 6-30127

With headlight blazing, the Scout 2-4-2 races through the night to reach its destination on time. Smoke billows from the stack and a sharp whistle pierces the air as this freight consist is hauled down the line.

Classic and affordable, the Lionel Scout Set, complete with track and transformer, is the perfect starter set for kids and adults alike!

### Set Includes:

2-4-2 locomotive and tender, gondola, hopper, caboose, eight curved O-36 FasTrack sections, one straight FasTrack section, one FasTrack terminal section, PowerMax transformer, LIONELVILLE Destination: Adventure! DVD

### Locomotive Features:

- Transformer controlled forward, neutral, and reverse operation
- Realistic air whistle in tender
- Operating headlight
- Puffing smoke unit
- Operating coupler on rear of tender
- Powerful maintenance-free motor
- Traction tire
- Die-cast metal locomotive body

### Rolling Stock Features:

- Operating couplers
- Two removable canisters in gondola

Set Length: 45"

Layout dimension: 40" x 50"

Minimum Curve: O-27

**\$199.99**

## B. Scout Freight Expansion Pack 6-30135

Double your freight load with this expansion pack that includes three new cars and two straight sections of FasTrack.

### Pack Includes:

- Flatcar with auto
- Double-door boxcar
- Tank car
- Two straight 10" FasTrack sections

### Features:

- Operating couplers
- Removable auto on flatcar deck
- Length: Approx. 27"
- Layout dimensions: Expands the Ready-to-Run Scout layout to 40" x 60"

**\$109.99**



Bonus DVD included in set!



# M & StL Super Freight

## C. M&StL Diesel Super Freight 6-30155

Baseball, apple pie, and freight trains – what could be more American? This ready-to-run train set features a classic RS-3 diesel locomotive and three detailed freight cars that hustle across the heartland. Complete with a generous 40" x 60" FasTrack loop and a powerful transformer, everything you need to get started comes in one box.

### Set Includes:

RS-3 diesel locomotive, boxcar, three-dome tank car, caboose, eight curved O-36 FasTrack sections, one straight FasTrack section, one FasTrack terminal section, PowerMax transformer

### Locomotive Features:

- Transformer controlled forward, neutral, and reverse operation
- Operating diesel horn
- Operating headlight
- Powerful maintenance-free motor
- Operating couplers
- Lighted interior

### Rolling Stock Features:

- Operating couplers
- Opening doors on boxcar
- Metal handrails and ladders on tank car

Set Length: 43"

Layout dimension: 40" x 60"

Minimum Curve: O-27

**\$229.99**

## D. M&StL Diesel Super Freight 2-Pack Add-on 6-30157

These two add-on cars feature removable loads for more freight fun!

### Pack Includes:

- 6-26649 Gondola
- 6-26650 Flatcar with pipes


### Features:

- Removable canister load in gondola
- Removable pipe load on flatcar
- Four removable canisters in gondola
- Four removable pipes on flatcar
- Operating couplers
- Length: 10" gondola  
11" flatcar

**\$74.99**










# Pennsylvania Flyer

## A. Pennsylvania Flyer Freight Train 6-30174

With smoke pouring from the stack, the powerful 0-8-0 locomotive steams ahead to the big port cities of the eastern seaboard with a boxcar, tank car, and caboose in tow. With a transformer and a huge oval of FasTrack track, you will have just what you need to start running your train. And with telephone poles and a special billboard, you're all set to begin building your own Pennsylvania Railroad empire.

### Set Includes:

0-8-0 locomotive and tender, boxcar, 3-dome tank car, caboose, eight curved O-36 FasTrack sections, three straight FasTrack sections, one FasTrack terminal section, PowerMax transformer, smoke fluid, billboard with two images, ten telephone poles



Set includes a billboard with two images and ten telephone poles

### Locomotive Features:

- Transformer controlled forward, neutral, and reverse operation
- Realistic air whistle in tender
- Operating headlight
- Puffing smoke unit
- Operating coupler on rear of tender
- Powerful maintenance-free motor
- Traction tires
- Die-cast metal locomotive body
- Engineer and fireman figures

### Rolling Stock Features:

- Operating couplers
- Opening doors on boxcar
- Metal handrails and ladders on tank car

Set Length: 45 3/4"

Layout Dimension: 40" x 60"

Minimum Curve: O-27

**\$249.99**

## B. Pullman Passenger Expansion Pack 6-30111

Pullman cars were popular on so many railroads! Here's an easy way to change your ready-to-run freight set to a passenger set no matter what railroad you run. Also includes a station platform, billboard set, and enough track to expand your layout from 40" x 60" to 50" x 70".

### Pack Includes:

- Combination car
- Coach
- Observation car
- Four straight FasTrack track sections
- Classic billboard set
- Station platform
- Six milk cans

### Features:

- Operating couplers
- Interior illumination
- Silhouettes in windows
- Length: 36"

**\$137.99**

## C. Eastern Freight Expansion Pack 6-30112

Expand any ready-to-run train set with this pack featuring eastern region cars. Also includes an assortment of other items, such as track that expands your layout from 40" x 60" to 50" x 70".

### Pack Includes:

- Operating log dump car
- Single dome tank car
- Ore car
- Three straight FasTrack track sections
- FasTrack uncoupling track section that activates the log dump car
- Tractor with trailer
- Railroad signs
- Lubrication and Maintenance Kit

### Features:

- Operating couplers
- Dumps logs at the touch of a button
- Includes log load and unloading bin
- Length: 27"

**\$137.99**



A



B

Pack includes platform, billboard, and four straight track sections







A



Pack includes tractor, trailer, railroad signs, maintenance kit, and four straight track sections

C





# U.P. Flyer Freight Set

## Union Pacific Flyer Freight Train (NEW) 6-30188

The Union Pacific 0-8-0 steam locomotive thunders down the mainline with a long string of freight cars. The courageous brakeman carefully steps along the top of a boxcar to set the brakes and look for overheated axles. There's non-stop action until this fast freight reaches the yard!

Complete with a large FasTrack oval and a powerful CW-80 transformer, this set has everything you need to get started.

### Set Includes:

0-8-0 locomotive and tender, walking brakeman boxcar, flatcar with piggyback trailers, gondola with coil covers, caboose, eight curved O-36 FasTrack sections, three straight FasTrack sections, one FasTrack terminal section, CW-80 Transformer, and smoke fluid

### Locomotive Features:

- Transformer controlled forward, neutral, and reverse operation
- Operating steam whistle with On/Off switch on tender
- Operating headlight

- Puffing smoke unit
- Die-cast operating coupler on front of locomotive
- Operating coupler on rear of tender
- Powerful maintenance-free motor
- Traction tires
- Die-cast metal locomotive body
- Upgraded valve and drive rod assembly on locomotive
- Silver metal rims on wheels
- Engineer and fireman figures

### Rolling Stock Features:

- Operating couplers
- Die-cast metal sprung trucks (except caboose)
- Die-cast metal trucks on caboose
- Brakeman figure walks along the roof of the brakeman car
- Two removable trailers on piggyback flatcar
- Two removable coil covers on gondola
- Interior illumination in caboose

Set Length: Approx. 58"  
Layout Dimension: 40" x 60"  
Minimum Curve: O-27

**\$329.99**









# Santa Fe Flyer

## A. Santa Fe Flyer Freight Train 6-30173

Haul your freight out West through stunning mountains and scorching deserts on one of the most famous western railroads of all – the great Atchison, Topeka & Santa Fe Railway. Your rugged freight train set is led by an 0-8-0 locomotive equipped with upgraded valve and rod assembly in addition to puffing smoke, an operating steam whistle, and a backup light on the tender. In addition to a FasTrack oval and CW-80 transformer, you also get a billboard and a set of ten telephone poles. A full assortment to expand your rail system west!

### Set Includes:

0-8-0 locomotive and tender, wood-sided reefer, barrel ramp car, searchlight car, caboose, eight curved O-36 FasTrack sections, three straight FasTrack sections, one FasTrack terminal section, CW-80 Transformer, smoke fluid, billboard with two images, ten telephone poles

### Locomotive Features:

- Transformer controlled forward, neutral, and reverse operation
- Operating steam whistle with On/Off switch on tender
- Operating headlight
- Puffing smoke unit
- Die-cast operating coupler on front of locomotive
- Operating coupler on rear of tender
- Powerful maintenance-free motor

- Traction tires
- Die-cast metal locomotive body
- Upgraded valve and drive rod assembly on locomotive
- Silver metal rims on wheels
- Engineer and fireman figures

### Rolling Stock Features:

- Operating couplers
- Opening doors on reefer
- Operating light with adjustable position on searchlight car
- Barrels and canister on barrel ramp car
- Interior illumination in caboose

Set Length: 58"

Layout Dimension: 40" x 60"

Minimum Curve: O-27

**\$289.99**

## B. Western Freight Expansion Pack 6-30128

Expand your ready-to-run train set with this assortment pack of western region freight cars. This pack also includes additional FasTrack sections to expand your Ready-to-Run layout to 50" x 70".

### Pack Includes:

- Waffle boxcar
- Coal dump car
- Hopper
- Three straight FasTrack track sections
- One FasTrack uncoupling track section that activates the coal dump car
- Illuminated crossing shanty
- Set of six construction signs
- Maintenance kit

### Features:

- Operating couplers
- Opening doors on boxcar
- Removable coal load insert in hopper
- Operating coal dumping bin on coal dump car
- Length: 30"

**\$137.99**

A



B





# New York Central Flyer

## with RailSounds RTR

### A. New York Central Flyer (NEW) 6-30200

Lead by a powerful 0-8-0 locomotive with realistic steam chuffing sounds and puffing smoke, the New York Central Flyer charges down the mainline while a helicopter is prepared for flight en route. This exciting train set comes complete with an eye-catching string of freight cars, a generous FasTrack oval, and a powerful CW-80 Transformer.

#### Set Includes:

0-8-0 steam locomotive and tender, boxcar, gondola with canisters, helicopter launch car, work caboose, three straight FasTrack track sections, eight curved O-36 FasTrack track sections, a FasTrack terminal section, a FasTrack uncoupling section, CW-80 Transformer, smoke fluid

#### Locomotive Features:

- Transformer controlled forward, neutral, and reverse operation
- RailSounds RTR sound system with steam chuffing, whistle, bell, and user-activated crew dialog scenarios
- Operating headlight
- Puffing smoke unit

- Die-cast operating coupler on front of locomotive
- Operating coupler on rear of tender
- Powerful maintenance-free motor
- Traction tires
- Die-cast metal locomotive body and frame
- Upgraded drive rod assembly
- Silver metal rims on wheels
- Engineer and fireman figures

#### Rolling Stock Features:

- Die-cast metal sprung trucks and operating couplers
- Non-sprung die-cast metal trucks on caboose
- Opening doors on boxcar
- Four "Pacemaker" canisters on gondola
- Operating helicopter flies from helicopter launch car
- Interior illumination in work caboose

Set Length Approx. 58"

Layout Dimension: 40" x 60"

Minimum Curve: O-27

**\$349.99**

### B. Eastern Freight Expansion Pack 6-30112

Expand any ready-to-run train set with this pack featuring eastern region cars. Also comes with an assortment of other items including additional track sections that expands your layout from 40" x 60" to 50" x 70".

#### Pack Includes:

- Operating log dump car
- Single dome tank car
- Ore car
- Three straight FasTrack track sections
- FasTrack uncoupling track section that activates the log dump car
- Tractor with trailer
- Railroad signs
- Lubrication and Maintenance Kit

#### Features:

- Operating couplers
- Dumps logs at the touch of a button
- Includes log load and unloading bin
- Length: 27"

**\$137.99**



# Rio Grande General Set

## with TrainSounds

### Rio Grande General Set 6-30168

This Rio Grande train is known to thunder across some mighty harsh terrain out west. Led by a 4-4-0 American-type locomotive, this mixed consist includes both passenger and freight cars, typical of trains in the 1800s.

#### Set Includes:

General locomotive and tender, operating horse car, gondola with vat load, two passenger coaches, three straight FasTrack track sections, eight curved O-36 FasTrack track sections, a FasTrack terminal section, CW-80 transformer

#### Locomotive Features:

- Transformer controlled forward, neutral, and reverse operation
- TrainSounds sound system in tender with steam chuffing, whistle, bell, and squealing brakes
- Operating headlight
- Operating coupler on rear of tender
- Maintenance-free powerful motor
- Two traction tires
- Puffing smoke unit
- Snowplow and chains on front of locomotive

#### Rolling Stock Features:

- Die-cast metal archbar-style trucks with operating couplers
- Two horse heads move back and forth through side windows on the operating horse car
- Simulated wood gondola sides and ends on truss rod gondola

Set Length: Approx. 56"  
Layout Dimension: 40" x 60"  
Minimum Curve: O-27

**\$299.99**





# KCS Southern Belle Freight Set

with RailSounds RTR

## KCS Southern Belle Freight Set (NEW) 6-30186

Dressed in the black, red, and yellow of the Kansas City Southern, this deluxe freight outfit features a dual-motored GP-38 pulling a colorful consist of rolling stock. A generous FasTrack oval and a powerful CW-80 transformer are also included in the set.

### Set Includes:

GP-38, high-cube boxcar, single dome tank car, 2-bay ACF hopper, caboose, eight curved O-36 FasTrack sections, three straight

FasTrack sections, one FasTrack terminal section, CW-80 Transformer

### Locomotive Features

- Transformer controlled forward, neutral, and reverse operation
- RailSounds RTR sound system with diesel revving, horn, bell, and user-activated crew dialog scenarios
- Operating headlight
- Dual operating couplers
- Dual powerful maintenance-free motors
- Metal frame

### Rolling Stock Features

- Operating couplers
- Die-cast metal sprung trucks (except caboose)
- Die-cast metal trucks on caboose
- Opening doors on boxcar
- Metal handrails, platform, and ladders on tankcar
- Interior lighting in caboose
- Each car in set is individually boxed

Set Length: Approx. 50"  
Layout Dimension: 40" x 60"  
Minimum Curve: O-27

**\$349.99**

**Dual  
Motors**





# NJ TRANSIT®

## with RailSounds RTR

### A. NJ TRANSIT Ready-To-Run Limited Edition Maintenance-of-Way Set (NEW) 6-30185

Maintaining the system's rail infrastructure is an arduous task. With a dedicated team of employees, NJ TRANSIT maintains over 500 track miles across New Jersey to ensure the seamless movement of more than 150 locomotives and 1,000 passenger cars daily. The core function of rail maintenance along the NJ TRANSIT system requires up to 800 car loads of ballast per year, weighing 80,000 tons. When considering the miles of replaced rail and ties, it is truly a remarkable operation.

For the first time ever, Lionel offers the NJ TRANSIT Ready-To-Run Limited Edition Maintenance-of-Way Set, led by GP-40 locomotive 4302. This locomotive is prototypically numbered and a work horse across the NJ TRANSIT system. Outfitted for major fun and endless hours of play value, this set includes the flatcars and dump car required to carry ballast, steel and wood loads to their intended destinations. And, to further add to the experience, the steel and wood loads are carried on trailer flatbeds transported via flatcars prototypically numbered from the NJ TRANSIT fleet. A flatcar is also included to transport two die-cast semi-tractors, so you'll have maximum

flexibility in transporting materials statewide.

This special set also features the return of Lionel's high-quality die-cast dump car. Prototypically numbered for NJ TRANSIT, it includes realistic ballast to dump where needed on your layout. Closing out this gem set is a NJ TRANSIT illuminated bay window caboose also prototypically numbered and designed.

Service your model railroad today with the NJ TRANSIT Ready-To-Run Limited Edition Maintenance-of-Way Set.

#### Set Includes:

GP-40, flatcar with two semi tractors, dump car, with ballast load, two flatcars with construction trailers, caboose, eight curved O-36 FasTrack sections, two straight FasTrack sections, one FasTrack terminal section, one FasTrack uncoupling section, CW-80 Transformer

#### Locomotive Features

- Transformer controlled forward, neutral and reverse operation
- RailSounds RTR sound system with diesel revving, horn, bell, and user-activated crew dialog scenarios
- Dual operating couplers
- Dual powerful maintenance-free motors
- Metal frame

#### Rolling Stock Features

- Operating couplers
- Die-cast metal sprung trucks (except caboose)
- Die-cast metal trucks on caboose
- Removable ballast load in dump car
- Dump car unloading tray
- Two removable semi trucks on #9905 flatcar
- Removable flatbed trailer with 12 metal rails on #9906 flatcar
- Removable flatbed trailer with 30 wood ties on #9907 flatcar
- Metal frame and underside details on caboose
- Interior illumination in caboose
- Each car in set is individually boxed

Set Length: Approx. 67"

Layout Dimensions: 40" x 60"

Minimum Curve: O-27

**\$349.99**

### B. NJ TRANSIT Gondola with Wood Ties (NEW) 6-26696

#### Features:

- Operating couplers
- Die-cast metal sprung trucks
- Includes load of wood ties
- Length: 10"
- Minimum Curve: O-27

**\$74.99**





**C. NJ TRANSIT Blinking Light Billboard (NEW)**

**6-37986**

**Features:**

- Light blinks on and off
- NJ TRANSIT billboard art
- Includes six NJ TRANSIT billboard images on three cards
- Dimensions: 5 3/4" x 7/8" x 4 1/2"

**\$27.99**

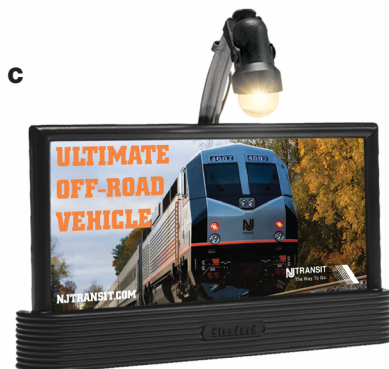
**D. NJ TRANSIT Blinking Light Water Tower**

**6-37831**

**Features:**

- Realistic blinking red light on top of tower
- Height: 13 3/16"

**\$29.99**



**Dual Motors**



# Rock Island Rocket

## with RailSounds RTR

### Rock Island Rocket Freight Set (NEW) 6-30179

The striking Rock Island Rocket Freight thunders out of Chicago and burns across the plains in a brilliant silver and red streak.

#### Set Includes:

FT diesel locomotive, boxcar, 4-bay hopper, Allis-Chalmers heat exchange car, extended vision caboose, three straight FasTrack track sections, eight curved O-36 FasTrack track sections, a FasTrack terminal section, CW-80 Transformer

#### Locomotive Features:

- Transformer controlled forward, neutral, and reverse operation
- RailSounds RTR sound system with diesel revving, horn, bell, and user-activated crew dialog scenarios
- Operating headlight
- Operating coupler on both ends
- Dual powerful maintenance-free motors
- Die-cast metal trucks, pilot, fuel tank
- Metal frame
- Lighted cab interior
- Engineer and conductor figures

#### Rolling Stock Features:

- Operating couplers
- Die-cast metal sprung trucks (except caboose)
- Die-cast metal trucks on caboose
- Opening doors on boxcar
- Removable coal load insert on hopper

- Detailed lighted interior in caboose
- Each car in set is individually boxed

Set Length: Approx. 55"

Layout Dimensions: 40" x 60"

Minimum Curve: O-27

**\$399.99**



# Three Rivers Fast Freight Set

## with Figure "8" Track and TrainSounds





# Dual Motors



## Three Rivers Fast Freight Set 6-11170

Fast and furious, the Pennsylvania Berkshire races past the rugged Alleghenies and the three rivers of Pittsburgh with a heavy string of freight cars in tow. The powerful 2-8-4 Berkshire in this Lionel Fast Freight set pulls an impressive consist of cars: a 4-bay hopper hauling coal, a flatcar with generators chained to the deck, a one-of-a-kind Pennsylvania Power & Light tank car, and a colorful porthole caboose. In addition to a powerful 80-watt transformer, this set includes all the FasTrack track sections needed to make a deluxe "figure 8" layout.

### Set Includes:

Berkshire steam locomotive and tender, 4-bay 'quad' hopper, single-dome tank car, porthole caboose, flatcar with generator load, CW-80 Transformer, "Figure 8" track set including 12 curved O-36 FasTrack sections, three 10" straight FasTrack sections, one FastTrack terminal section and 90-degree crossover FasTrack section

### Locomotive Features:

- Transformer controlled forward, neutral, and reverse operation
- TrainSounds sound system with steam chuffing, steam whistle, bell, squealing brakes, and operator-controlled multi-part crew dialog
- Die-cast metal locomotive body, frame, and trucks
- Operating headlight
- Dual operating couplers
- Operating coupler on rear of locomotive
- Powerful maintenance-free motor with momentum flywheel
- Traction tires
- Puffing smoke
- Engineer and fireman figures
- Die-cast metal tender body and trucks

### Rolling Stock Features:

- Operating couplers on all freight cars
- Die-cast metal sprung trucks on all freight cars (except caboose)
- Die-cast metal trucks on caboose
- Metal handrails, platform, and ladders on tank car
- Removable coal load insert on hopper
- Two removable chained generators on flatcar deck
- Interior illumination in caboose
- Each car in set is individually boxed

Set Length: Approx. 59 1/2"  
Layout Dimensions: 40" x 60"  
Minimum Curve: O-27

**\$399.99**



# Southern Pacific Merger Set

## with RailSounds RTR

### **Southern Pacific Merger Set (NEW) 6-30167**

Over the years most railroads were unable to avoid rough times and eventually all but a few were forced into mergers and acquisitions to remain in operation. Lesser known but important railroads like the Texas & New Orleans, the Central Pacific, and the "Cotton Belt" for instance became part of the expanding rail lines of the Southern Pacific. Over time even the Southern Pacific railway was no exception to acquisition, as they became part of the Union Pacific Railroad in 1996.

Lionel is delighted to present a tribute to some of the history of this great railroad's fallen flags in the new Southern Pacific Merger Set!

### **Set Includes:**

0-8-0 steam locomotive and NEW round Vanderbilt-style tender, boxcar, 4-bay 'quad' hopper, stockcar, tank car, caboose, three straight FasTrack track sections, eight curved 0-36 FasTrack track sections, a FasTrack terminal section, CW-80 Transformer

### **Locomotive Features:**

- Transformer controlled forward, neutral, and reverse operation
- RailSounds RTR sound system with steam chuffing, whistle, bell, and user-activated crew dialog scenarios
- Operating headlight
- Puffing smoke unit
- Die-cast operating coupler on front of locomotive
- Operating coupler on rear of tender
- Powerful maintenance-free motor
- Traction tires
- Die-cast metal locomotive body and frame

- Upgraded drive rod assembly
- Silver metal rims on drive wheels
- Engineer and fireman figures
- Newly-tooled round Vanderbilt tender

### **Rolling Stock Features:**


- Operating couplers
- Die-cast metal sprung trucks (except caboose)
- Die-cast metal trucks on caboose
- Opening doors on boxcar and stock car
- Metal handrails, platform, and ladders on tank car
- Metal frame, die-cast metal smokestack, and underside tool boxes on caboose
- Interior illumination in caboose
- Each car in set is individually boxed

Set Length: Approx. 69"  
Layout Dimensions: 40" x 60"  
Minimum Curve: 0-27

**\$399.99**







**NEW!**  
**Round**  
**Vanderbilt-style**  
**tender**

**COTTON  
BELT**

S.S.W.  
35334

COPY 100000

10. MAR. 1990

12. MAY. 1990

12. MAY. 1990

BLUE STREAK



FAST FREIGHT

13006

100000

10. MAR. 1990

12. MAY. 1990

12. MAY. 1990

SOUTHERN PACIFIC LINES

4508

4508

4508

4508

4508

4508

4508

4508

4508

4508

4508

4508

4508

4508

4508

4508

4508

4508

4508

4508

4508

4508

4508

4508

4508

4508



# Titanic Centennial Set

with RailSounds RTR and Diesel Exhaust



## **Titanic Centennial Set (NEW)** **6-30187**

One hundred years ago, the RMS Titanic embarked on its maiden voyage, attempting to cross the frigid Atlantic and gaining worldwide attention. But, as we all know, she never made it. Since the discovery of the wreck in the mid-1980s, the Titanic has once again captured our collective imagination. In honor of this great ship, and the people who built her, Lionel introduces the Titanic Centennial Set, equipped for deep sea exploration and the preservation of artifacts.

### **Set Includes**

GP-9 diesel locomotive, flatcar with submarine, mint car with simulated hull fragments, flatcar with propeller load, porthole caboose, three straight FasTrack track sections, eight curved O-36 FasTrack track sections, a FasTrack terminal section, CW-80 Transformer

### **Locomotive Features**

- Transformer controlled forward, neutral, and reverse operation
- Diesel Exhaust smoke effect
- RailSounds RTR sound system with diesel revving, horn, bell, and user-activated crew dialog scenarios
- Operating headlight
- Dual operating couplers
- Dual powerful maintenance-free motors
- Metal frame

### **Rolling Stock Features**

- Operating couplers
- Die-cast metal sprung trucks (except caboose)
- Die-cast metal trucks on caboose
- Removable submarine on flatcar
- Two removable propellers on flatcar
- Metal frame on mint car
- Mint car has simulated hull fragments on display
- Illuminated interior in caboose
- Each car in set is individually boxed

Set Length: Approx. 50"  
Layout Dimensions: 40" x 60"  
Minimum Curve: O-27

**\$429.99**



**Diesel  
Exhaust**



**Dual  
Motors**



# Grand Central Express

## Passenger Set with RailSounds RTR



Official 100 Year anniversary logo on locomotive and observation car drumhead

### A. Grand Central Express Set (NEW) 6-30195

One of America's greatest transportation hubs and one of New York City's most iconic buildings, Grand Central Terminal is a national institution and an international example of giving new life to an historic building that otherwise would have been destroyed. Over the course of its colorful, tumultuous, nearly 100-year history, Grand Central has become a destination for commuters, visitors and residents alike, boasting restaurants, cocktail lounges, a gourmet market, and numerous specialty shops. Its storied Vanderbilt Hall, once the receiving area for travelers, is now a major public events space.

As it celebrates its Centennial in 2013, Grand Central Terminal stands today as one of New York City's most famous landmarks—from its marble halls to its priceless Tiffany clock that serves as a favorite meeting place for both New Yorkers and visitors from around the world... from its singular façade adorned with the Roman god Mercury, to the evocative view of the stars on its massive interior vault.

Yes, it's beautiful. And yes, it's historic. But more than a landmark, Grand Central Terminal serves as the irreplaceable heart of New York's integrated (and integral) transportation system — the thing that keeps the city itself running. Every day 750,000 people pass through its storied hallways. It is a living, breathing monument to public transportation. A testament to the fact that bold ideas, when executed with vigor and precision, can remain as vital and important as they were 100 years ago.

In honor of the 100th anniversary of the world-famous Grand Central Terminal in New York City, Lionel proudly offers the ready-to-run Grand Central Express with official anniversary markings.

#### Set Includes:

FT diesel locomotive, two coach cars, observation car, three straight FasTrack track sections, eight curved O-36 FasTrack track sections, a FasTrack terminal section, CW-80 Transformer

#### Locomotive Features:

- Transformer controlled forward, neutral, and reverse operation
- RailSounds RTR sound system with diesel revving, horn, bell, and user-activated crew dialog scenarios

- Operating headlights
- Operating coupler on both ends
- Traction tires
- Dual powerful maintenance-free motors
- Die-cast metal trucks, pilot, fuel tank
- Metal frame
- Lighted cab interior
- Engineer and conductor figures

#### Passenger Cars Feature:

- Die-cast metal trucks and operating couplers
- Detailed and lighted interiors
- Flexible diaphragms between cars
- Opening doors
- Each car in set is individually boxed

Set Length: 52 ½"

Layout Dimensions: 40" x 60"

Minimum Curve: O-27

**\$439.99**



### B. Grand Central Express Passenger 2-Pack (NEW) 6-35247

Includes diner and baggage car

#### Features:

- Die-cast metal trucks and operating couplers
- Authentically detailed interiors
- Interior illumination in diner car
- Flexible diaphragms between cars
- Opening doors
- Length: 13"
- Minimum Curve: O-27

**\$139.99**





# Long Island Rail Road®

## Passenger Set

### A. Long Island Rail Road Passenger Set (NEW) 6-30189

The mighty RS-3 diesel locomotive rushes car loads of passengers to and from the City. With a powerful CW-80 transformer and a large FasTrack oval, you have everything you need to model the busy passenger service.

#### Set Includes:

RS-3 diesel locomotive, three coaches, three straight FasTrack track sections, eight curved O-36 FasTrack track sections, a FasTrack terminal section, CW-80 transformer

#### Locomotive Features:

- Transformer controlled forward, neutral, and reverse operation
- Operating diesel horn
- Operating headlight

- Powerful maintenance-free motor
- Operating couplers on front and rear
- Interior illumination
- Traction tires

#### Passenger Cars Feature:

- Operating couplers
- Interior illumination
- Silhouettes in windows

Set Length: Approx. 56"

Layout Dimensions: 40" x 60"

Minimum Curve: O-27

**\$329.99**



### B. Long Island Rail Road Passenger Car 2-Pack (NEW) 6-35259

Includes coach and combination car

#### Features:

- Operating couplers
- Interior illumination
- Silhouettes in windows
- Length: 13 1/4" each car
- Minimum Curve: O-27

**\$99.99**





# Strasburg Rail Road

## A. Strasburg Rail Road Steam Passenger Set 6-30133

With a rich history dating back to the 1830s, the Strasburg Rail Road has operated as a heritage tourist line for over fifty years. Strasburg Rail Road is famous worldwide for authentic railroad operations and travels through the heart of beautiful Pennsylvania Dutch Countryside to the town of Paradise, PA.

Climb aboard Lionel's steam passenger set decorated for service on the Strasburg Rail Road. Led by a rugged 0-8-0 locomotive, this set features two coaches and an observation car painted in authentic Strasburg colors, and comes complete with an oval of FasTrack and an 80-watt transformer.

### Set Includes:

0-8-0 steam locomotive and tender, three baby Madison passenger cars, lighted shanty, three straight FasTrack track sections, eight curved O-36 FasTrack track sections, a FasTrack terminal section, CW-80 Transformer

### Locomotive Features:

- Transformer controlled forward, neutral, and reverse operation
- Operating steam whistle with On/Off switch on tender
- Operating headlight
- Puffing smoke unit
- Die-cast operating coupler on front of locomotive
- Operating coupler on rear of tender
- Powerful maintenance-free motor
- Traction tires
- Die-cast metal locomotive body
- Upgraded valve and drive rod assembly on locomotive
- Silver metal rims on wheels
- Engineer and fireman figures

### Passenger Cars Feature:

- Die-cast metal six-wheel trucks with operating couplers
- Silhouettes in windows
- Each car in set individually boxed

Set Length: Approx. 62"  
Layout Dimensions: 40" x 60"  
Minimum Curve: O-27

**\$329.99**

## B. Strasburg Rail Road Crane Car (NEW) 6-37069

### Features:

- Die-cast metal six-wheel trucks and operating couplers
- Manual rotating cab
- Manual operating boom and hook
- Length: 8"
- Minimum Curve: O-27

**\$64.99**



Set includes lighted Cherry Hill shanty.

A





# The Blue Bird Passenger Set

with TrainSounds

## **The Blue Bird Passenger Set** **6-30159**

The classic FT diesel locomotive is dressed in blue to lead the Blue Bird passenger train. Equipped with TrainSounds, the FT blazes ahead of three streamlined passenger cars – an illuminated coach, vista dome, and observation car. With the CW-80 Transformer and a large FasTrack oval, you are ready to run one classic set.

### **Set Includes:**

FT diesel locomotive, one streamliner coach car, one streamliner vista dome car, one streamliner observation car, three straight FasTrack track sections, eight curved O-36 FasTrack track sections, a FasTrack terminal section, CW-80 Transformer

### **Locomotive Features:**

- Transformer controlled forward, neutral, and reverse operation
- TrainSounds sound system with diesel engine revving, horn, bell, squealing brakes, and operator-controlled, multi-part crew dialog
- Operating headlight
- Operating coupler on both ends

- Dual powerful maintenance-free motors
- Die-cast metal trucks, pilot, fuel tank
- Metal frame
- Lighted cab interior
- Engineer and conductor figures

### **Passenger Cars Feature:**

- Die-cast metal trucks and operating couplers
- Detailed and lighted interiors
- Flexible diaphragms between cars
- Opening doors
- Each car in set individually boxed

Set Length: 52 ½"

Layout Dimensions: 40" x 60"

Minimum Curve: O-27

**\$359.99**

**Dual  
Motors**





# Santa Fe Chief

## with RailSounds RTR



### A. Santa Fe Super Chief Passenger Set (NEW) 6-30178

The classic FT diesel locomotive is wearing the famous warbonnet scheme for service with the Chief. Three streamlined passenger cars—two illuminated coaches and an illuminated observation car—follow the westbound locomotive. With the CW-80 Transformer and a large FasTrack oval, you are ready to run one of the Santa Fe's best known passenger trains.

#### Set Includes:

FT diesel locomotive, two streamliner coach cars, one streamliner observation car, three straight FasTrack sections, eight curved O-36 FasTrack sections, a FasTrack terminal section, CW-80 Transformer

#### Locomotive Features:

- Transformer controlled forward, neutral, and reverse operation
- RailSounds RTR sound system with diesel revving, horn, bell, and user-activated crew dialog scenarios
- Operating headlight
- Operating couplers on both ends
- Dual powerful maintenance-free motors
- Traction tires
- Die-cast metal trucks, pilot, fuel tank
- Metal frame
- Lighted cab interior
- Engineer and conductor figures

#### Passenger Cars Feature:

- Die-cast metal trucks and operating couplers
- Authentically detailed interiors
- Interior illumination
- Flexible diaphragms between cars
- Opening doors
- Each car in set is individually boxed

Set Length: Approx. 52 1/2"  
Layout Dimensions: 40" x 60"  
Minimum Curve: O-27

**\$399.99**

#### SANTA FE ADD-ON CARS

### B. Santa Fe Vista Dome 6-35257

### C. Santa Fe Baggage Car 6-35258

#### Features:

- Die-cast metal trucks and operating couplers
- Authentically detailed interiors
- Interior illumination in Vista Dome
- Flexible diaphragms between cars
- Opening doors
- Length: 13"
- Minimum Curve: O-27

**\$69.99 each**



### D. Santa Fe Blinking Light Billboard 6-37022

- Light blinks on and off
- Santa Fe billboard art
- Includes six billboard images on three card inserts
- Dimensions: 5 3/4" x 7/8" x 4 1/2"

**\$24.99**





**Dual  
Motors**





# Thomas & Friends™

**THOMAS  
& FRIENDS**

## **A. Thomas & Friends™ O-Gauge Train Set 6-30069**

Thomas & Friends™ are ready for some exciting adventures on the Island of Sodor. Accompanying Thomas are his faithful coaches, Annie and Clarabel, as well as two very responsible railway workers and our favorite Controller, Sir Topham Hatt. Thomas' moving eyes ensure that your journey on everyone's #1 engine is a safe one, and the removable roofs of Annie and Clarabel allow you to load and unload your passengers. This set features the PowerMax transformer and the FasTrack track system.

### **Set Includes:**

Thomas the Tank Engine™ with three interchangeable faces, Annie, Clarabel, three play figures, two-sided diorama, three straight FasTrack track sections, eight curved O-36 FasTrack track sections, a FasTrack terminal section, powerful Lionel PowerMax transformer

### **Features:**

- Transformer controlled forward, neutral, and reverse operation
- Moving eyes on Thomas the Tank Engine™
- Electronic whistle
- Operating coupler on rear of locomotive
- Dual operating couplers on Annie and Clarabel
- Powerful maintenance-free motor
- Traction tire
- Three additional removable faces
- Removable roof on Thomas, Annie and Clarabel
- Three play figures

Set Length: 21"  
Layout Dimensions: 40" x 60"  
Minimum Curve: O-27

**\$229.99**



Set includes three interchangeable faces and three figures

## **B. Sodor Station Platform 6-37955**

Thomas the Tank Engine™ and his friends stop frequently at the illuminated Sodor Station Platform to take on more passengers. All aboard for fun and adventure!

### **Features:**

- Two frosted light bulbs
- Decorated billboards on fence
- Dimensions: 12" x 3 3/8" x 5"

**\$34.99**

## **C. Thomas & Friends™ Diorama 6-16857**

Add a familiar sight to your Island of Sodor layout with this Thomas & Friends™ Diorama!

### **Features:**

- Cardboard construction
- Imagery on both sides of diorama
- Dimensions: 69 3/4" x 17 3/8"  
6 1/4" x 8" (tunnel portal opening)

**\$17.99**



C



B



A



©2012 Gullane (Thomas) Limited  
©2012 HIT Entertainment Limited  
HIT and HIT Logo are trademarks of HIT Entertainment Limited



## THOMAS & FRIENDS™ LOCOMOTIVES

### D. Thomas the Tank Engine 6-18741

**E. James**  
6-18734

**F. Percy**  
6-18733

**G. Diesel**  
6-28883

#### Each Engine Features:

- Transformer controlled forward, neutral, and reverse operation
- Powerful maintenance-free motor
- Operating whistle or horn
- Operating coupler on rear of locomotive
- Moving eyes
- Three additional removable faces
- Removable roof (except Diesel)
- Minimum Curve: O-27

**\$119.99 each**

### H. Thomas & Friends™ Expansion Pack 6-30012

Expand your Thomas layout with four freight cars. Expands layout from 40" x 60" to 50" x 70".

#### Pack Includes:

- Troublesome Truck I
- Troublesome Truck II
- Sodor Mining Company Hopper
- Tidmouth Milk Single Dome Tank Car
- Four straight FasTrack track sections

**\$137.99**

### I. Sodor Tank and Wagon Expansion Pack 6-30141

Another exciting pack of freight cars with track to add to your Thomas & Friends layout! Expands layout from 40" x 60" to 50" x 70".

#### Pack Includes:

- Crovan's Gate Wagon
- Anopha Quarry Wagon
- Fuel Tanker
- Oil Tanker
- Four straight FasTrack track sections

**\$137.99**

D



E



F



G



H



I





# Hershey's® O Gauge Freight Set

## A. Hershey's® O Gauge Ready-to-Run Train Set (NEW)

6-30196

Celebrate the sweet heritage of Hershey's with this impressive ready-to-run train set.

### Set Includes:

0-8-0 locomotive and tender, reefer, gondola with removable coil covers, caboose, eight curved O-36 FasTrack sections, three straight FasTrack sections, one FasTrack terminal section, PowerMax transformer, smoke fluid

### Locomotive Features:

- Transformer controlled forward, neutral, and reverse operation
- Realistic air whistle in tender
- Operating headlight
- Puffing smoke unit
- Operating coupler on rear of tender
- Powerful maintenance-free motor
- Traction tires
- Die-cast metal locomotive body
- Engineer and fireman figures

### Rolling Stock Features:

- Operating couplers
- Opening doors on boxcar

Set Length: 45 ¾"  
Layout Dimension: 40" x 60"  
Minimum Curve: O-27

**\$299.99**

## B. Krackel® Piggyback Flatcar with Trailer (NEW)

6-26693

### Features:

- Die-cast metal sprung trucks
- Operating couplers
- Metal Brake Wheel
- Two removable trailers
- Length: 10 ¾"
- Minimum Curve: O-27

**\$69.99**

## C. Hershey's® Cocoa Vat Car (NEW)

6-26686

### Features:

- Die-cast metal sprung trucks and operating couplers
- Length: 11 ¼"
- Minimum Curve: O-27

**\$59.99**

## D. Bubble Yum® Tank Car

6-36172

### Features:

- Die-cast metal sprung trucks and operating couplers
- Metal handrails, platform, and ladders
- Length: 10"
- Minimum Curve: O-27

**\$54.99**


## E. Jolly Rancher® Tank Car

6-29642

### Features:

- Die-cast metal sprung trucks and operating couplers
- Metal handrails, platform, and ladders
- Length: 10"
- Minimum Curve: O-27

**\$54.99**



B



C



© 2012 THE Hershey COMPANY. The Hershey's trademarks and trade dress are used under license.



# HERSHEY'S®



D



E





# Boy Scouts Of America®

## BOY SCOUTS OF AMERICA®

Since 1910, Boy Scouts of America has been a program for young people that builds character, trains them in the responsibilities of participating citizenship, and develops personal fitness.

### A. Boy Scouts of America® 0-8-0 Freight Set 6-30161

#### Set Includes:

0-8-0 steam locomotive and tender, bulkhead flatcar with box and wheel load, operating derrick car, BSA Oath boxcar, work caboose, three straight FasTrack track sections, eight curved O-36 FasTrack track sections, a FasTrack terminal section, CW-80 Transformer, smoke fluid. Set also includes BSA/Lionel collector's patch.

#### Locomotive Features:

- Transformer controlled forward, neutral, and reverse operation
- Operating steam whistle with On/Off switch
- Operating headlight
- Puffing smoke unit
- Die-cast operating coupler on front of locomotive
- Operating coupler on rear of tender
- Powerful maintenance-free motor
- Traction tires
- Die-cast metal locomotive body and frame
- Upgraded drive rod assembly
- Silver metal rims on wheels
- Engineer and fireman figures

#### Rolling Stock Features:

- Operating couplers
- Die-cast metal sprung trucks on boxcar, flatcar, and derrick car
- Die-cast metal trucks on caboose
- Two palletized wood loads and three wheel sets on flatcar deck

- Movable boom and operating winch on derrick car
  - Opening doors on boxcar
  - Interior illumination in caboose
- Set Length: Approx. 58"  
Layout Dimensions: 40" x 60"  
Minimum Curve: O-27  
**\$349.99**

### B. BSA® Troop Cabin (NEW) 6-37967

This detailed building is ready to house the Boy Scout Troop on your layout.

#### Features:

- Sticker sheet included to customize Troop plaque over entry
  - Opening door
  - Interior illumination
  - Flagpole with flag
  - Dimensions: 8 1/2" x 5 1/2" x 4 1/2"
- \$79.99**

### C. Cub Scout™ Boxcar (NEW) 6-39360

This special boxcar honors the various ranks of Cub Scouts, with special decoration highlighting rank badges and the Cub Scout Promise.

#### Features:

- Die-cast metal sprung trucks and operating couplers
  - Metal frame
  - Opening doors
  - Length: 10 1/2"
  - Minimum Curve: O-27
- \$59.99**

### D. "Prepared. For Life"™ Boxcar (NEW) 6-39358

By becoming a Scout, boys will be prepared for life and a lifetime! This boxcar highlights what Scouting is all about.

#### Features:

- Die-cast metal sprung trucks and operating couplers
  - Metal frame
  - Opening doors
  - Length: 10 1/2"
  - Minimum Curve: O-27
- \$59.99**

### E. Boy Scouts of America® Flatcar with Pinewood Derby® Kit 6-26654

Build your own official BSA® Pinewood Derby® car with the car kit included on the deck of Lionel's flatcar. This official BSA® kit contains one pinewood block and a complete set of wheels and axles.

#### Features:

- Die-cast metal sprung trucks and operating couplers
  - Bulkheads and stakes on flatcar
  - Official BSA® Pinewood Derby® Car Kit on deck
  - Length: 11"
  - Minimum Curve: O-27
- \$74.99**

### F. Boy Scouts of America® "Eagle Scout"™ Boxcar 6-15075

The highest rank attainable in Scouting, more than 2 million young men have earned the elite Eagle Scout title since 1912. The Boy Scout phrase "Once an Eagle, Always an Eagle" gives credence to this lifelong achievement and it adorns this Lionel boxcar, along with Eagle Scout medal and badge decoration.

#### Features:

- Die-cast metal sprung trucks and operating couplers
  - Metal frame
  - Opening doors
  - Length: 10 1/2"
  - Minimum Curve: O-27
- \$59.99**

### G. Vintage Boy Scouts™ Figure Pack 6-37828

Hand-painted pewter figures depicting Boy Scouts in vintage uniforms. Includes a Scout pitching a tent, a Scout saluting, a Scout at the campfire, and Scout playing bugle.

#### Features:

- Hand-painted pewter figures
  - Average height: 1 1/4"
- \$29.99**



Boy Scouts of America®, the Universal Emblem, Boy Scouts™, BSA®, Cub Scout™, Eagle Scout®, Pinewood Derby® and Prepared. For Life.™ are either registered trademarks or trademarks of the Boy Scouts of America in the United States and/or other countries. Manufactured under license from the Boy Scouts of America. All rights reserved.







# Coca-Cola®

## with TrainSounds

### A. Coca-Cola® 125th Anniversary Vintage Steam Set 6-30166

The product that has given the world its best-known taste was born in Atlanta, Georgia, on May 8, 1886. Dr. John Stith Pemberton, a local pharmacist, produced the syrup for Coca-Cola®, and carried a jug of the new product down the street to Jacobs' Pharmacy, where it was sampled, pronounced "excellent" and placed on sale for five cents a glass as a soda fountain drink. Carbonated water was teamed with the new syrup to produce a drink that was at once "Delicious and Refreshing," a theme that continues to echo today wherever Coca-Cola is enjoyed.

Lionel celebrates the 125th Anniversary of Coca-Cola with a vintage steam set reminiscent of the company's 19th century beginnings. Led by an early era 4-4-0 locomotive, this colorful ready-to-run train set harks back to railroading's early steam era and the exciting beginnings of the Coca-Cola Company.

#### Set Includes:

General locomotive and tender, flatcar with vats, wood-sided reefer,

caboose, three straight FasTrack track sections, eight curved O-36 FasTrack track sections, a FasTrack terminal section, CW-80 Transformer, smoke fluid

#### Locomotive Features:

- Transformer controlled forward, neutral, and reverse operation
- TrainSounds sound system in tender with steam chuffing, whistle, bell, and squealing brakes
- Operating headlight
- Operating coupler on rear of tender
- Maintenance-free powerful motor
- Two traction tires
- Puffing smoke unit

#### Rolling Stock Features:

- Die-cast archbar-style trucks with operating couplers
- Opening doors on wood-sided reefer
- Simulated box load inserts in reefer interior
- Side fencing on early-era flatcar
- Interior illumination in caboose

Set Length: Approx. 44"  
Layout Dimensions: 40" x 60"  
Minimum Curve: O-27

**\$319.99**

### B. Coca-Cola Vat Car 6-26660

#### Features:

- Die-cast metal sprung trucks and operating couplers
- Length: 11 1/4"
- Minimum Curve: O-27

**\$59.99**

### C. Coke Era Reefer #1 6-15069

#### Features:

- Die-cast metal archbar trucks and operating couplers
- Opening doors
- Metal handrails, platform, and ladders
- Length: 11"
- Minimum Curve: O-27

**\$54.99**









# Harry Potter

# HOGWARTS EXPRESS™

## A. Harry Potter™ Hogwarts Express™ O-Gauge 7-11020

Now you can bring the magical world of Harry Potter™ to life with the Hogwarts Express™ ready-to-run train set by Lionel! Based on the best-selling books by J.K. Rowling and the Warner Bros. movies, this die-cast metal steam locomotive includes a powerful maintenance-free motor, puffing smoke, operating headlight, air whistle and more. The three passenger cars feature interior lighting and operating couplers.

### Set Includes:

4-6-0 locomotive and tender, two passenger coaches, one combination car, three straight FasTrack track sections, eight curved O-36 FasTrack track sections, one FasTrack terminal section, powerful CW-80 Transformer

### Locomotive Features:

- Transformer controlled forward, neutral, and reverse operation
- Air whistle in tender
- Operating headlight
- Operating coupler on rear of tender
- Powerful maintenance-free motor
- Two traction tires
- Puffing smoke
- Die-cast metal locomotive body
- Separately applied metal handrails

### Passenger Cars Feature:

- Interior lighting
- Operating couplers
- Soft molded diaphragms between cars

Set Length: 63"  
Layout Dimensions: 40" x 60"  
Minimum Curve: O-27

**\$379.99**


## B. Hogwarts Express Dementors Coach 6-35229

The darkest and foulest creatures of Hogwarts come to life on your layout with the add-on Dementors coach car.

### Features:

- Operating couplers
- Flickering interior "dementors" lighting
- Dementors silhouettes on windows
- Soft molded diaphragms on car ends
- Length: 15"
- Minimum Curve: O-27

**\$59.99**







# TRAIN SET WITH TRAINSOUNDS

## The Wizard of Oz Train Set 6-30122

MGM's adaptation of L. Frank Baum's children's story, The Wonderful Wizard of Oz, became an instant classic in the hearts of people everywhere. Lionel celebrates the movie with a ready-to-run train set. Complete with track and transformer, this set includes a classic 4-4-2 steam locomotive, two collectible Wizard of Oz boxcars, and a special illuminated caboose.

### Set Includes:

4-4-2 steam locomotive and tender, two boxcars, one caboose, eight curve O-36 FasTrack sections, three straight FasTrack sections, one FasTrack terminal section, a powerful CW-80 Transformer

### Locomotive Features:

- Transformer controlled forward, neutral, and reverse operation
- TrainSounds sound system in tender with steam chuffing, steam whistle, bell, squealing brakes, and operator controlled multi-part crew dialog

- Operating headlight
- Operating coupler on rear of tender
- Powerful maintenance-free motor
- Puffing smoke
- Die-cast metal locomotive body
- Metal tender frame with die-cast metal trucks

### Rolling Stock Features

- Operating couplers
- Die-cast metal sprung trucks (except caboose)
- Die-cast metal trucks on caboose
- Metal frame on boxcars
- Opening doors on boxcars

- Interior illumination in caboose
- Each car in set is individually boxed

Set Length: 46 1/2"  
Layout Dimensions: 40" x 60"  
Minimum Curve: O-27  
**\$309.99**

TM & © Turner Entertainment Co., "Judy Garland as Dorothy from THE WIZARD OF OZ", "Scarecrow as portrayed by Ray Bolger in THE WIZARD OF OZ"



Custom set and individual boxes



Boxcars have different images on each side





# The Lone Ranger™ Set

## with TrainSounds

### A. The Lone Ranger Wild West Set

6-30116

Return with us now to those thrilling days of yesteryear. From out of the past come the thundering hoof beats of the great horse Silver! The Lone Ranger rides again!

Lionel tips its hat to this legendary icon of the American West with the Lionel Lone Ranger Wild West Set.

#### Set includes:

Locomotive, operating "Lone Ranger and Outlaw" car, old-style truss rod gondola with covered box loads, 19th century baggage car equipped with Wild West sounds, eight curve O-36 FasTrack sections, three straight FasTrack sections, one FasTrack terminal section, a powerful CW-80 Transformer

#### Set Also Includes:

- Lone Ranger and Tonto figures
- Six durable plastic horse figures including "Silver" and "Scout"

#### Locomotive Features:

- Transformer controlled forward, neutral, and reverse operation

- TrainSounds sound system in tender with steam chuffing, whistle, bell, and squealing brakes
- Operating headlight
- Operating coupler on rear of tender
- Maintenance-free powerful motor
- Two traction tires
- Puffing smoke unit

#### Rolling Stock Features:

- Die-cast archbar-style trucks with operating couplers
- Metal frame on Lone Ranger and Outlaw Car
- Lone Ranger and outlaw figures bob up and down through the roof openings
- Simulated wood gondola sides and ends on truss rod gondola
- Removable canvas-covered box loads on truss rod gondola
- Authentic Lone Ranger sounds in baggage car (nine-volt battery not included)
- Each car in set is individually boxed

Set Length: 48 1/4"

Layout Dimensions: 40" x 60"

Minimum Curve: O-27

**\$399.99**

### B. The Lone Ranger Boxcar (NEW)

6-15098

#### Features:

- Die-cast metal archbar trucks and operating couplers
- Metal frame
- Opening doors
- Length: 10 1/2"
- Minimum Curve: O-27

**\$59.99**


### C. The Lone Ranger Gondola with Gunpowder Vats (NEW)

6-26687

#### Features:

- Die-cast metal archbar trucks and operating couplers
- Length: 9"
- Minimum Curve: O-27

**\$64.99**







Custom set and individual boxes



A



# THE POLAR EXPRESS™

## A. The Polar Express™ O-Gauge 6-31960

Now, you can own the Polar Express train featured in both the best-selling book and the hit movie. Just like the original, this exclusive Lionel train set features a die-cast metal Berkshire steam locomotive with a larger pilot, a headlight lens cap, and a unique whistle. Behind the locomotive and tender are two lighted coach cars and an observation car that features a rounded observation platform — just like in the movie! Silhouettes in the windows depict scenes from the movie. Four main characters are included as articulated figures with turning heads, movable arms, bendable waists, and jointed knees. They can be posed and placed on areas of the locomotive, tender, and passenger cars to replicate your favorite scenes from the movie.

### Set Includes:

2-8-4 Berkshire steam locomotive and tender, two passenger coaches, one passenger observation car with rounded platform, three straight FasTrack track sections, eight curved O-36 FasTrack track sections, one FasTrack terminal section, CW-80 Transformer, articulated movie characters, smoke fluid

### Locomotive Features:

- Transformer controlled forward, neutral, and reverse operation
- Air whistle in tender
- Operating headlight
- Operating coupler on rear of tender
- Powerful maintenance-free motor
- Two traction tires
- Puffing smoke
- Die-cast metal locomotive body and frame
- Separately applied metal handrails
- Large pilot and headlight lens shield

### Passenger Cars Feature:

- Interior lighting
- Decorated drumhead on observation car
- Rounded observation platform
- Silhouettes in windows

Set Length: 63 3/4"


Layout Dimensions: 40" x 60"

Minimum Curve: O-27

**\$379.99**



A





## B. Polar Express Disappearing

### Hobo Car

6-35130

Add to the fun with this "disappearing hobo" passenger car. Flip the cut-out base tab to make the hobo appear or disappear.

#### Features:

- Interior lighting
- Length: 12"
- Minimum Curve: O-27

**\$74.99**



## C. Polar Express Coach with Announcement

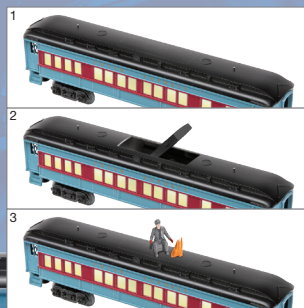

6-36875

For even more excitement, add this passenger coach with real conductor announcements from the movie! The conductor figure, holding his lighted lantern, stands in the doorway welcoming passengers, "All aboard!"

#### Features:

- Interior lighting
- Silhouettes in windows
- Conductor figure in the doorway
- LED lighted conductor's lantern
- Transformer-controlled sound clip from the movie
- On/Off Switch
- Length: 12"
- Minimum Curve: O-27

**\$131.99**



## D. Polar Express Add-on Figures

6-14273

- Four articulated figures
- \$29.99**



## E. Polar Express Original Figures

6-24203

This people pack is now available separately!

- Four articulated figures
- \$29.99**



## POLAR EXPRESS ANIMAL PACKS

Add these animal figures to your Polar Express layout and replicate your favorite scenes from the movie.

### F. Polar Express Caribou Animal Pack

6-24251

- Six caribou figures
- \$26.99**



### G. Polar Express Wolves and Rabbits Animal Pack

6-24252

- Three wolf figures
  - Four rabbit figures
- \$26.99**





# A Christmas Story™

## A Christmas Story™ Set 6-30118

It wouldn't be the holidays without *A Christmas Story*, so Lionel proudly presents a tribute to this classic movie. Head down the rails with the powerful 0-8-0 steam locomotive puffing smoke as it pulls the colorfully reminiscent freight cars behind. Blast the whistle to let the people know the train is on its way with Ralphie aboard to save the day.

This fabulous set includes a boxcar, gondola with box load, reefer car, and illuminated caboose, all decorated with the familiar sights and favorite scenes from this movie tradition. Ready to run with everything you need, including a generous FasTrack oval powered by a magnificent CW-80 Transformer.

### Set Includes:

0-8-0 steam locomotive and tender, boxcar, gondola with box load, reefer car, caboose, three straight FasTrack sections, eight curved O-36 FasTrack sections, one FasTrack terminal section, powerful CW-80 Transformer, and smoke fluid

### Locomotive Features:

- Transformer controlled forward, neutral, and reverse operation
- Operating steam whistle with On/Off switch
- Operating headlight
- Puffing smoke unit
- Die-cast operating couplers on front of locomotive and rear of tender
- Die-cast metal trucks on tender
- Powerful maintenance-free motor

### Traction tires


- Die-cast metal locomotive body
- Upgraded drive rod assembly
- Silver metal rims on drive wheels
- Engineer and fireman figures

### Rolling Stock Features:

- Operating couplers
- Opening doors on boxcar and reefer
- Box load on gondola
- Die-cast metal sprung trucks on boxcar, reefer, and gondola
- Die-cast metal trucks on caboose
- Interior illumination in caboose

Set Length: Approx. 58"  
Layout Dimensions: 40" x 60"  
Minimum Curve: O-27

**\$329.99**



™ & © Turner Entertainment Co.



# Santa's Flyer

## Santa's Flyer Ready-to-Run Train Set 6-30164

Let the magic of Christmas fill the season with the Santa's Flyer Ready-to-Run Train Set by Lionel.

### Set Includes:

0-8-0 steam locomotive and tender, Christmas music boxcar, three-dome tank car, caboose, three straight FasTrack track sections, eight O-36 curved FasTrack track sections, a FasTrack terminal section, PowerMax Transformer, smoke fluid

### Locomotive Features:

- Transformer controlled forward, neutral, and reverse operation
- Air whistle in tender
- Operating headlight
- Operating coupler on rear of tender

- Powerful maintenance-free motor
- Puffing smoke unit
- Die-cast metal locomotive body with metal frame and trucks
- Traction tires
- Engineer and fireman figures

### Rolling Stock Features:

- Operating couplers
- Boxcar plays Christmas music with On/Off switch (Requires 9-volt battery, not included)
- Interior illumination in caboose

Set Length: Approx. 46 ¾"  
Layout Dimensions: 40" x 60"  
Minimum Curve: O-27

**\$289.99**





# Halloween

## A. Hallow's Eve 4-6-0 Steam Locomotive 6-18745

This creepy engine is bound for your Halloween layout! All souls will be impressed – and maybe a little scared! – by the whistle-activated spooky sounds.

### Features:

- Maintenance-free motor with conventional operation
- Operating LED headlight
- Operating headlamps
- Electronic "scary sounds" whistle
- Traction tires
- Operating coupler on tender rear
- Die-cast metal body
- Metal frame on tender
- Length: 18"
- Minimum Curve: O-27

**\$189.99**

## B. Hallow's Eve Express Passenger Car 2-Pack #2 (NEW) 6-35256

Even more creepy cars for your spooky train! New "Black Castle" and "Dark Dungeon" car names and new silhouettes in the windows!

### Features:

- Operating couplers
- Molded diaphragms
- Interior illumination
- Blinking orange interior light
- Window silhouettes
- Length: 15" each car
- Minimum Curve: O-27

**\$119.99**

## C. Halloween Searchlight Car (NEW) 6-37038

Are you afraid of the dark? If so, this car is a must-have! Bat silhouettes are decorated on the searchlight lens.

### Features:

- Die-cast metal trucks and operating couplers
- Illuminated searchlight
- Manually adjustable light position
- Length: 11"
- Minimum Curve: O-27

**\$45.99**

## D. Jack-o-Lantern Flatcar 6-37015

Five illuminated Jack-o-Lanterns hitch a ride on this flatcar for Halloween.

### Features:

- Die-cast metal sprung trucks and operating couplers
- Lighted Jack-o-Lanterns
- Length: 11"
- Minimum Curve: O-27

**\$74.99**

## PEOPLE PACKS

### E. Halloween People Pack 6-24264

### F. Trick or Treat People Pack 6-24265

Choose from two people packs for your Halloween layout.

### Each Pack Features:

- Includes five decorated figures
- Average height: 1 ¼"

**\$22.99**

## G. Halloween Haunted Passenger Station (NEW) 6-37998

Be prepared to be scared! Lionel conjures up another spooky accessory in the form of a haunted passenger station. Enjoy the spirit of Halloween with this all new twist on an old favorite, newly decorated for people waiting on that chilling train in that old ghost town.

### Features:

- Illuminated interior with dimming effect
- Spooky decoration
- Dimensions: 12 1/8" x 8 1/4" x 6 1/2"

**\$74.99**

## H. Halloween Station Platform 6-37954

Add a spooky stop for the ghosts and goblins to disembark on your layout.

### Features:

- Two frosted light bulbs
- Decorated billboards on fence
- Dimensions: 12" x 3 3/8" x 5"

**\$34.99**







Features frightening signs for your trip



# Freight Cars

## TRADITIONAL FREIGHT CARS

Lionel Traditional Freight Cars are great additions to any traditionally-sized Lionel train set. Colorful and durable, these cars are available in a wide variety of road names and collectible series.

Products on pages 46-49 feature operating couplers allowing you to uncouple cars automatically with a remote-control or uncoupling track system (sold separately; see page 59). Minimum curve: O-27

### A. Pennsylvania Ore Car (NEW) 6-26457

- Includes removable ore load
- Length: 7"

**\$39.99**

### B. Western Pacific 3-Dome Tank Car (NEW) 6-36177

- Metal handrails and ladders
- Length: 10"

**\$39.99**

### C. Long Island Rail Road Gondola with Canisters (NEW) 6-26677

- Two removable canisters
- Length: 10 1/2"

**\$39.99**

### D. Alaska Wood-sided Reefer (NEW) 6-15086

- Opening doors
- Length: 11"

**\$39.99**

### E. Frisco 2-Dome Tank Car (NEW) 6-36178

- Metal frame
- Length: 10"

**\$39.99**

### F. Amtrak Hi-Cube Boxcar 6-15052

- Opening doors
- Length: 11 1/4"

**\$39.99**

### G. Norfolk Southern Waffle-sided Boxcar 6-15039

- Opening doors
- Length: 10 1/2"

**\$39.99**

### H. REA Waffle-sided Boxcar 6-15053

- Opening doors
- Length: 10 1/2"

**\$39.99**

### I. CSX Hi-Cube Boxcar 6-15038

#### Features:

- Opening doors
- Length: 11 1/4"

**\$39.99**

### J. Lionel Lines Boxcar 6-15051

- Opening doors
- Length: 10 1/2"

**\$39.99**

### K. C&NW Wood-sided Reefer 6-15054

- Opening doors
- Length: 10 1/2"

**\$39.99**

### L. Pennsylvania Power & Light Depressed-Center Flatcar with Transformer 6-26646

- Transformer on deck
- Length: 11"

**\$39.99**

### M. Celanese 2-Dome Tank Car 6-36163

- Metal frame
- Length: 10"

**\$39.99**

### N. Canadian National Maple Syrup Barrel Ramp Car 6-26640

- Includes eight removable barrels
- Length: 10"

**\$39.99**

### O. Central of Georgia Hopper 6-26439

- Length: 9 1/2"

**\$39.99**

### P. Cities Service 3-Tier Auto Carrier 6-26639

- Length: 13"

**\$39.99**

A



B



C



D



E









# Freight Cars

## A. Flatcar with Milk Tank (NEW)

6-26673

- Die-cast metal sprung trucks
- Length: 8 7/8"

**\$59.99**

## B. Flatcar with "Shark" Submarine (NEW)

6-26669

- Die-cast metal sprung trucks
- Removable submarine load
- Length: 11"

**\$59.99**

## C. Heinz® Vat Car (NEW)

6-26676

### Features:

- Die-cast metal sprung trucks
- Metal frame
- Length: 11 1/4"

**\$59.99**

## D. AT&SF Gondola with Reels (NEW)

6-26679

- Die-cast metal sprung trucks
- Two removable cable reels
- Length: 10"

**\$54.99**

## E. Cocoa Marsh Vat Car

6-39484

- Die-cast metal sprung trucks
- Metal frame
- Length: 11 1/4"

**\$59.99**

## F. Lionel NASCAR Collectables

Boxcar

6-39348

Lionel celebrates the formation of Lionel NASCAR Collectables with this special boxcar paying tribute to the No. 7 JP Motorsports Lionel NASCAR Collectables Chevrolet that raced in the NASCAR Nationwide Series Kansas Lottery 300 on October 2, 2010.

### Features:

- Die-cast metal sprung trucks with operating couplers
- Metal frame
- Opening doors
- Length: 10 1/2"

**\$59.99**

© 2011 JR Motorsports, LLC. The name, likeness and signature of Josh Wise and the likeness of the #7 Lionel® NASCAR® Collectables Chevrolet, and other related trademarks and copyrights are used with the permission of JR Motorsports.

© Lionel® NASCAR® Collectables 2011. Lionel and NASCAR are registered trademarks of their respective owners, all rights reserved. NASCAR® is a registered trademark of the National Association for Stock Car Auto Racing, Inc.

## JET SNOWBLOWERS

### G. Canadian National Jet Snowblower

6-26642

### H. D&RGW Jet Snowblower


6-26643

Powered by jet engines, snowblowers were used on the real railroads to melt and blow snow off the rails. A great new work car addition for your traditional model railroad, this car is available in Rio Grande and Canadian National liveries.

### Features:

- Die-cast metal trucks
- Length: 11"

**\$64.99 each**









# Collectables Series

## THE BEATLES® BOXCAR SERIES

The lads from Liverpool are back for an encore performance in this special boxcar series. The series continues with two separate sale boxcars featuring cover art and playlists from the Beatles' third and fourth U.S. albums – *A Hard Day's Night* and *Something New*. And, by popular demand, the original 2-pack is available again spotlighting the Beatles' first two albums: *Meet the Beatles* and *The Beatles' Second Album*.

All rolling stock on this page features a metal frame, die-cast metal sprung trucks, and operating couplers.

Minimum Curve: 0-27 (all cars shown)

### A. A Hard Day's Night 6-29968

#### Features:

- Opening doors
- Length: 10 1/2"

**\$64.99**

### B. Something New 6-29969

#### Features:

- Opening doors
- Length: 10 1/2"

**\$64.99**

### C. Meet the Beatles! Boxcar 2-Pack 6-29961

#### Each car features:

- Opening doors
- Length: 10 1/2"

**\$129.99**

## MONOPOLY® SERIES

### D. Monopoly® "North Carolina" Boxcar (NEW) 6-39354

#### Features:

- Opening doors
- Length: 10 1/2"

**\$69.99**

### E. Monopoly® Boxcar 3-Pack #5 6-39344

#### 3-Pack Includes:

Illinois Ave.  
Atlantic Ave.  
Tennessee Ave.

#### Features:

- Opening doors
- Length: 10 1/2"

**\$164.99**

### F. Monopoly® Auto Loader (NEW) 6-26675

#### Features:

- Metal auto loader on flatcar deck
- Four removable cars
- Length: 10 3/4"

**\$79.99**

### G. Monopoly® Auto 4-Pack (NEW) 6-37836

Complete the color spectrum of Monopoly real estate with this additional set of cars

#### Features:

- Durable plastic construction
- Windshields and bumpers
- Length: 4 3/4" each car

**\$24.99**



The MONOPOLY name and logo, the distinctive design of the game board, the four corner squares, the MR. MONOPOLY name and character as well as each of the distinctive elements of the board and playing pieces are the trademarks of Hasbro for its property trading game and equipment.  
© 2012 Hasbro. All Rights Reserved.




©2011 Apple Corps Ltd. A Beatles Product



D



E



F



G





# Operating Cars

## A. Union Pacific Derrick Car 6-37040

### Features:

- Die-cast metal sprung trucks and operating couplers
- Movable boom
- Operating winch
- Length: 11"
- Minimum Curve: O-27

**\$44.99**

## B. Erie-Lackawanna Derrick Car (NEW) 6-37053

### Features:

- Die-cast metal sprung trucks and operating couplers
- Movable boom
- Operating winch
- Length: 11"
- Minimum Curve: O-27

**\$44.99**

## C. CSX Coal Dump Car (NEW) 6-37054

### Features:

- Die-cast metal sprung trucks and operating couplers
- Dumps coal at the touch of a button
- Remote Control Track section required
- Includes coal load and unloading bin
- Length: 10 7/8"
- Minimum Curve: O-27

**\$45.99**

## D. Southern Pacific Log Dump Car (NEW) 6-37055

### Features:

- Die-cast metal sprung trucks and operating couplers
- Dumps logs at the touch of a button
- Remote Control Track section required
- Includes log load and unloading bin
- Length: 10 7/8"
- Minimum curve: O-27

**\$45.99**

## E. MoW Searchlight Car (NEW) 6-37071

### Features:

- Die-cast metal sprung trucks and operating couplers
- Illuminated searchlight
- Manually adjustable light position
- Length: 11"
- Minimum Curve: O-27

**\$45.99**





# Accessories

## **A. Barrel Loader Building (NEW)** **6-37100**

### **Features:**

- Fully assembled building
- Includes six barrels
- Exterior illumination
- Dimensions: 5 3/4" x 3" x 3"

**\$39.99**

## **B. Watchman Shanty (NEW)** **6-37102**

### **Features:**

- Fully assembled building
- Exterior illumination
- Dimensions: 2 1/4" x 2 1/2" x 5 1/4"

**\$29.99**

## **C. Work House** **6-37914**

This sturdy square building is the perfect place for workers to gather and discuss new projects on the horizon.

### **Features:**

- Illumination in interior and exterior
- Simulated window glass
- Dimensions: 3" x 2 1/2" x 2 1/2"

**\$27.99**

## **D. Freight Platform** **6-16880**

### **Features:**

- Fully assembled building
- Opening door
- Interior illumination
- Dimensions: 8 1/2" x 5 1/2" x 4 1/2"

**\$29.99**

## **E. Passenger Station** **6-14257**

### **Features:**

- Lighted interior
- Dimensions: 12 1/8" x 8 1/4" x 6 1/2"

**\$54.99**





# Accessories

## A. Smiley Water Tower (NEW) 6-37101

Nothing but happy faces around your layout!  
• Dimensions: 13  $\frac{3}{16}$ " height  
**\$22.99**

## B. Flagpole with Lights 6-16896

• Four operating lights mounted on flagpole base  
• Dimensions: Approx. 3  $\frac{1}{4}$ " square base footprint, 11  $\frac{1}{4}$ " height  
**\$24.99**

## C. Old Style Clock Tower 6-14147

• Working clock with replaceable battery included  
• Turn-of-the-century styling  
• Height: 4"  
**\$42.99**

## D. #65 Yard Lights 3-Pack 6-12927

• Illumination from two elevated bulbs  
• Set of three  
• Height: 6  $\frac{1}{4}$ "  
**\$26.99**

## E. Lionelville Street Lamps 6-24156

• Metal posts  
• Lamp illumination  
• Removable bases for realistic mounting  
• Set of four  
• Height: 3  $\frac{1}{2}$ "  
**\$26.99**

## F. 12" Covered Bridge 6-16882

• Compatible with O-27, O, and FasTrack track systems  
• Metal base  
• Lighted interior  
• Dimensions: 12" x 7  $\frac{1}{4}$ " x 8"  
**\$37.99**

## G. Sand Tower 6-14255

This prototypical structure loads locomotives with sand to increase traction. Trains pass below the structure.

### Features:

• Accommodates O, O-27, and FasTrack track systems  
• Dimensions: 4  $\frac{1}{2}$ " x 4" x 12"  
**\$32.99**

## H. Short Extension Bridge 6-62716

• Compatible with O-27, O, and FasTrack track systems  
• Dimensions: 10" x 4  $\frac{1}{4}$ " x 6  $\frac{5}{16}$ "  
**\$12.99**

## I. Lionel Girder Bridge 6-12730

• Girders with raised Lionel lettering  
• Metal base  
• Length: 10"  
**\$17.99**

## J. Station Platform 6-37807

• Dimensions: 12" x 3  $\frac{3}{8}$ " x 5"  
**\$20.99**

## K. Manual Crossing Gate 6-24248

• Raise and lower gate manually  
• Length: 9  $\frac{1}{2}$ " gate  
**\$15.99**

A



B



C



D



E





F



G



H



I



K



J



Featuring signs for your destination



# Accessories

## A. Classic Billboard Set 6-37826

- Easy assembly
  - Six images on three double sided inserts
  - Set of three billboard stands
  - Dimensions: 5 3/4" x 7 1/8" x 3 1/4"
- \$10.99**

## B. Tunnel Portals 6-12896

- Portals with raised Lionel lettering
  - Classic Postwar styling
  - Set of two
  - Dimensions: 7" x 8 1/2"
- \$14.99**

## C. Santa Fe Diorama 6-37840

This realistic backdrop sets the scene for a Western adventure on the rails.

### Features:

- Cardboard construction
  - Imagery on both sides of the diorama
  - Dimensions: 69 3/4" x 17 3/8" x 6 1/4" (8" tunnel portal opening)
- \$14.99**

## D. Civil Servants People Pack 6-24194

Now you can populate your favorite Lionel operating accessories with Lionelville People Packs. The detailed, hand-painted figures are made of tough pewter, standing on sturdy bases.

- Average height: 1 3/8"
- \$22.99**

## E. City Accessory Pack 6-24197

Add to your favorite Lionel operating accessories with Lionelville Accessory Packs. The detailed, hand-painted figures are made of tough pewter, standing on sturdy bases.

- Average height: 1 3/8"
- \$22.99**

## F. Coal Bag 6-12732

- Safe, simulated coal
  - Perfect load for hoppers, gondolas, and coal dump cars
  - Approx. 4 oz.
- \$5.99**

## G. Railroad Signs 6-62180

- Set of 14 assorted railroad signs
- \$8.49**

## H. Barrel Pack 6-12745

- Real wood construction
  - Set of six
  - Dimensions: 1 1/8" height
- \$6.99**

## I. Highway Barrels 6-32922

- Painted orange with silver reflective tape
  - Set of six
  - Dimensions: 1" height
- \$8.99**

## J. Construction Zone Signs 6-32902

- Realistic, printed construction graphics
  - Set of six
  - Dimensions: 2 1/4" height
- \$8.99**


## K. Telephone Poles 6-62181

- Set of ten
  - Dimensions: 7" height
- \$8.49**


A



Billboards feature these six schemes



B





C



D



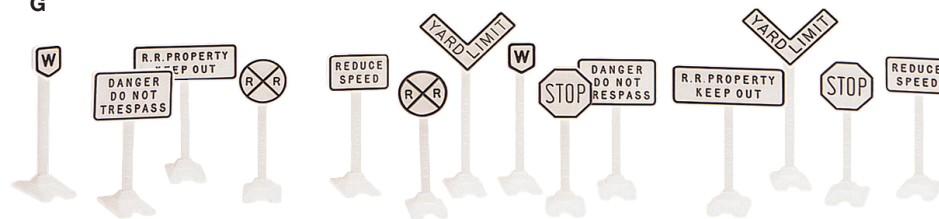
E



F



G



H



I



J



K





# FasTrack™

Offering innovation, variety, ease-of-use, and a fantastic prototypical look, the FasTrack track system brings your Lionel layout to life like never before. Its flawless performance and endless flexibility make it appealing to first-timers and seasoned pros alike.

## A. Inner Passing Loop Add-on Track Pack 6-12028

Layout dimensions: 39 ½" x 70 ½"

### Track pack includes:

- Two O-36 Curves
- One RH Manual Switch w/Quarter Curve
- One LH Manual Switch w/Quarter Curve

**\$99.99**

## B. Figure 8 Add-on Track Pack 6-12030

Layout dimensions: 39 ½" x 90 ½"

### Track pack includes:

- Four O-36 Curves
- Four 5" Straights
- One 90-Degree Crossover

**\$66.99**

## C. Siding Track Add-on Track Pack 6-12044

Layout dimensions: 39 ½" x 70 ½"

### Track pack includes:

- Three 10" Straights
- One Uncoupling Track
- One Earthen Bumper
- One LH Manual Switch w/Quarter Curve

**\$105.99**

## D. Outer Passing Loop Add-on Track Pack 6-12031

Layout dimensions: 49 ½" x 70 ½"

### Track pack includes:

- Five 10" Straights
- Two O-36 Curves
- One RH Manual Switch w/Quarter Curve
- One LH Manual Switch w/Quarter Curve

**\$114.99**




Included with train set




Additional track pack pieces


A




C



B



D





## TRACK SECTIONS

### A. 10" Straight Track

6-12014

\$4.79

### 10" Straight Track 4-pack

6-12032

\$20.99

### B. 5" Half Straight Track

6-12024

\$4.59

### C. O-36 Curved Track 4-Pack

6-12033

\$20.99

## SPECIALTY TRACK SECTIONS

### D. Uncoupling Track

6-12020

- Central magnet is activated by remote control
- Includes a Half Straight Track section
- Length of each section: 5"

\$44.99

### E. Operating Track

6-12054

- Central magnet and control rails are activated by remote control (included)
- Length: 10"

\$42.99

### F. Accessory Activator Pack

6-12029

- Includes one 10" Insulated section and two 5" Isolated Sections.
- Insulated section can be extended with 6-12027 insulated 10" straight Track

\$13.79

### G. 90-Degree Crossover

6-12019

- Length: 6" x 6"

\$22.99

### H. Lighted Bumper

6-12035

- Two per package
- Length: 5"

\$29.99



## FASTRACK SWITCHES

Bulletproof switches are the foundation of any track system. They allow you to grow and expand your layout. FasTrack switches are second to none when it comes to durability and innovative, industry-leading features. Consider the following:

- Flawless non-derailing function allows trains to keep running regardless of switch position
- Plug and play using track voltage or auxiliary power

### Remote switches also feature:

- Remote switch controllers conveniently lock together for easy access
- Interchangeable number inserts allow you to instantly find the switch you want to control
- Red and green LEDs indicate switch position—no need to change light bulbs or worry about heat build up.

### I. O-36 Manual Switch - Left Hand

6-12017

\$44.99

### J. O-36 Manual Switch - Right Hand

6-12018

- Includes 1/4 curve to complete O-36 45-Degree curve
- Length: 10" Straight, 33 3/4-Degree turnout

\$44.99

### K. O-36 Remote Switch - Left Hand

6-12045

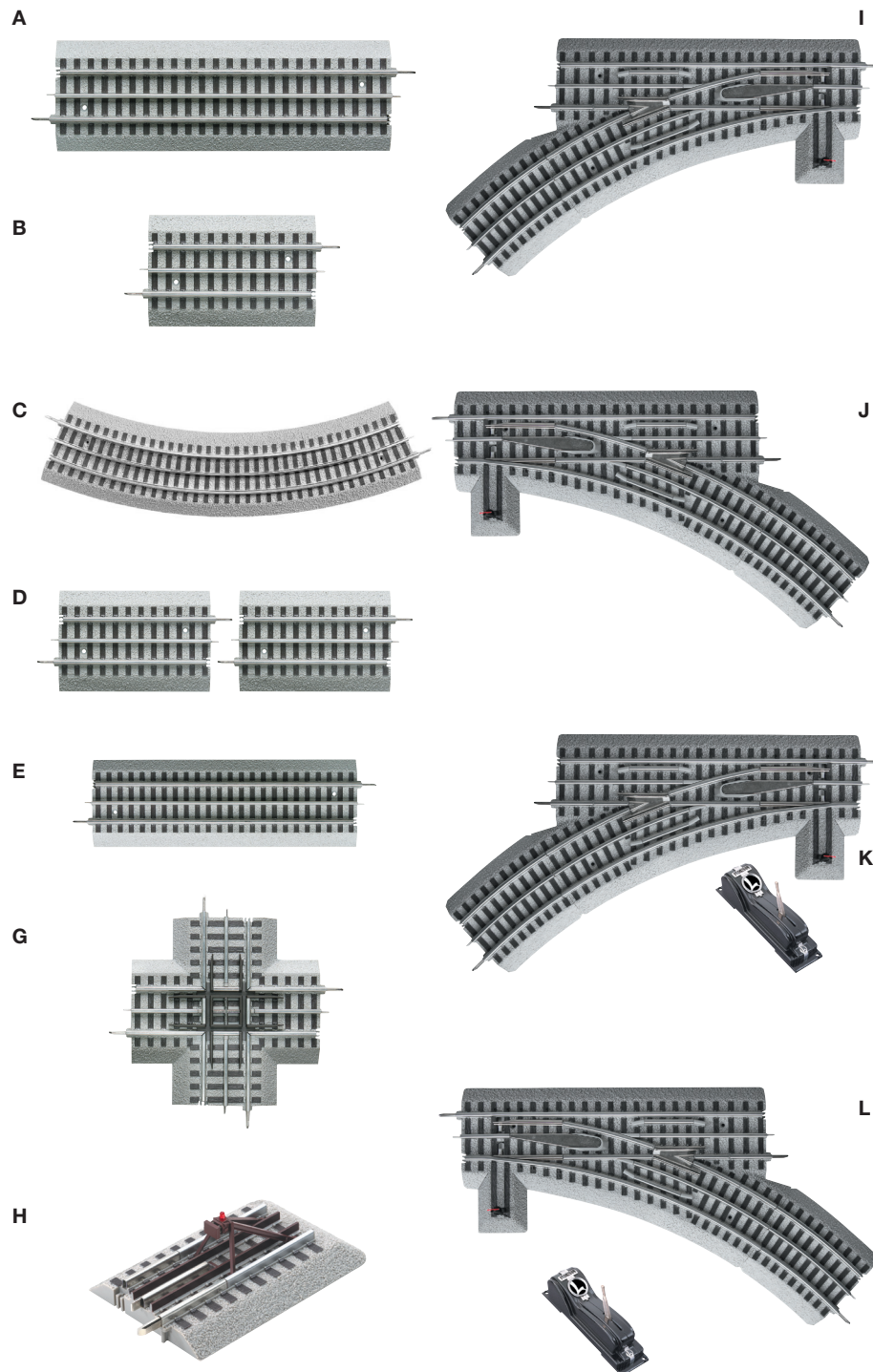
\$91.99

### L. O-36 Remote Switch - Right Hand

6-12046

- Operating lighted signal lantern
- Includes 1/4 curve to complete O-36 45-Degree curve
- Length: 10" Straight, 33 3/4-Degree turnout

For more FasTrack options, see your Lionel Authorized Dealer.





# Finishing Touches

## A. The Lionel FasTrack Book 6-24200

This helpful guide explains how to use the Lionel FasTrack track system with more than 100 color photos and diagrams that show how to plan and create layouts for both large and small spaces. Dozens of track plans also show a variety of ways to integrate scenery and Lionel operating accessories to create a realistic layout. From small tabletop layouts, to large floor plans, there are many track ideas for you to explore, including double-track layouts for two trains, layouts to allow reversing trains, and any number of do-it-yourself designs. This book is a must-have for any Lionel train aficionado.

**\$34.99**

## B. Lubrication/Maintenance Set 6-62927

Includes gear lube, oil applicator, track cleaning fluid, and track cleaning eraser.

**\$22.49**

## C. Premium Smoke Fluid 6-37841

Designed for use with all Lionel locomotives, rolling stock, and accessories that feature smoke units. 2 fl. oz.

**\$8.59**

## D. CW-80 Transformer 6-14198


Enjoy operating your favorite locomotives, train sets, and accessories with the CW-80 Transformer. From the handsomely designed controller, reminiscent of the famous Lionel ZW, you control speed and power by raising and lowering the engineer handle. Operate your favorite features with the bell, whistle/horn, and direction buttons. On the rear of the unit, you will find a variable AC output that supplies up to 18 volts AC, as well as a programmable AC output for accessory operation. Simply set the accessory voltage to your desired output, and your accessory operates at that output until you turn the unit off—even when you stop the train! Perfect for train sets and small- to medium-sized layouts, the CW-80 provides the power you need to enjoy all your Lionel favorites.

**\$143.99**

## E. 1.8 Amp Accessory Transformer 6-32923

Power your Lionel accessories with the 1.8 Amp Accessory Transformer. This affordable power supply features variable AC voltage so you can supply the right amount of power to your accessories.

**\$45.99**



A



B



C



D



E



# Battery-Powered Trains

Now, even your youngest engineer can join in the fun!



**Lionel's G-Gauge battery powered sets are ready-to-run right out of the box! Track and batteries are included. And, for ease of use, these "larger scale" trains are powered by an easy-to-operate RC controller – perfectly designed for children ages 4 and up.**

**Lionel Little Lines is the perfect introduction to Lionel for children ages 2 ½ and up. Playsets include a complete layout of track and "smaller scale" train set with realistic train sounds. It also includes a simple remote controller making it easy for little hands to operate.**

**From remote-controlled G-Gauge train sets to Lionel Little Lines playsets, Lionel has the perfect trains for your little engineers!**



# THE POLAR EXPRESS™

## The Polar Express™ G-Gauge 7-11022

Here's an addition to the Polar Express product line – an exquisitely crafted G-Gauge train set that can be run on rechargeable battery technology. You can operate this train using a 9.6 volt rechargeable battery or use six conventional C batteries (which are included) – it's your choice! The set also comes with an easy-to-operate RC remote controller (with two AA batteries included). The Observation car has an endearing “disappearing hobo” feature.

### Set Features:

- Locomotive
- Coal tender
- Passenger coach with two opening doors
- Observation car with “disappearing hobo” feature and opening door
- Three Polar Express figures (conductor, boy and hobo)
- Easy-to-assemble G-Gauge track (55" x 72" oval)
- Easy-to-unpack, easy-to-repack storage box
- RC remote controller
- Six C and two AA batteries

### Locomotive Features:

- Highly detailed G-Gauge steam locomotive
- Authentic train sounds including authentic bell and whistle
- Working headlight

### Rolling Stock Features:

- Handsomely detailed passenger coach
- Observation car with “disappearing hobo” feature
- Fixed knuckle couplers

### Track:

- 55" x 72" oval of G-Gauge track (12 curved and 4 straights)

### Remote Control Features:

- Designed for easy use
- Comes equipped with two AA batteries
- Clearly marked buttons allow train to go forward and backward, sound the whistle, ring the bell, and play ‘All aboard for the Polar Express’.

**\$129.99**






**Polar Express G-Gauge Diorama  
7-11138**




Add a new dimension of drama to your holiday layout with this colorful two-sided diorama decorated in the Polar Express theme.

- Durable cardboard construction
- Imagery on both sides of diorama
- Dimensions: 78" x 21"
- 6 3/4" x 8 3/4" (tunnel portal openings)

**\$17.99**



Train set not included with diorama





# G-Gauge Freight Sets

## A. Hershey's® Freight G-Gauge Set 7-11352

How sweet it is! The expanding battery-operated G-Gauge line is taking a trip to Hershey, PA to pick up its next candy load. Featuring the Kisses®, Reese's®, and Twizzlers® brands, the Hershey's freight set features a realistic steam locomotive and a colorful assortment of cars that can be run on rechargeable batteries. Operate this ready to run train using a 9.6 volt rechargeable battery (not included) or use six conventional C batteries (which are included). This set also comes with an easy to operate RC remote controller (with two AA batteries included).

### Set Includes:

- G Gauge steam locomotive and tender
- One boxcar
- One cupola caboose
- 12 curved and 4 straight track pieces
- RC remote controller
- 6 C batteries
- 2 AA batteries

### Locomotive Features:

- Highly detailed G-Gauge steam locomotive
- Authentic train sounds, including bell and whistle
- Working headlight

### Freight Car Features:

- Fixed knuckle couplers
- Opening door on boxcar

### Track:

- 55" x 72" oval of G Gauge track (12 curved and 4 straight)

### Remote Control Features:

- Designed for easy use
- Comes equipped with two AA batteries
- Clearly marked buttons allow train to go forward and backwards, sound the whistle, and ring the bell

**\$129.99**

## G-GAUGE TRACK PACKS

### B. Add-on Track Pack - Straight 7-11039

#### Track Pack Includes:

- Four straight track pieces
- Length: 8 1/2" each

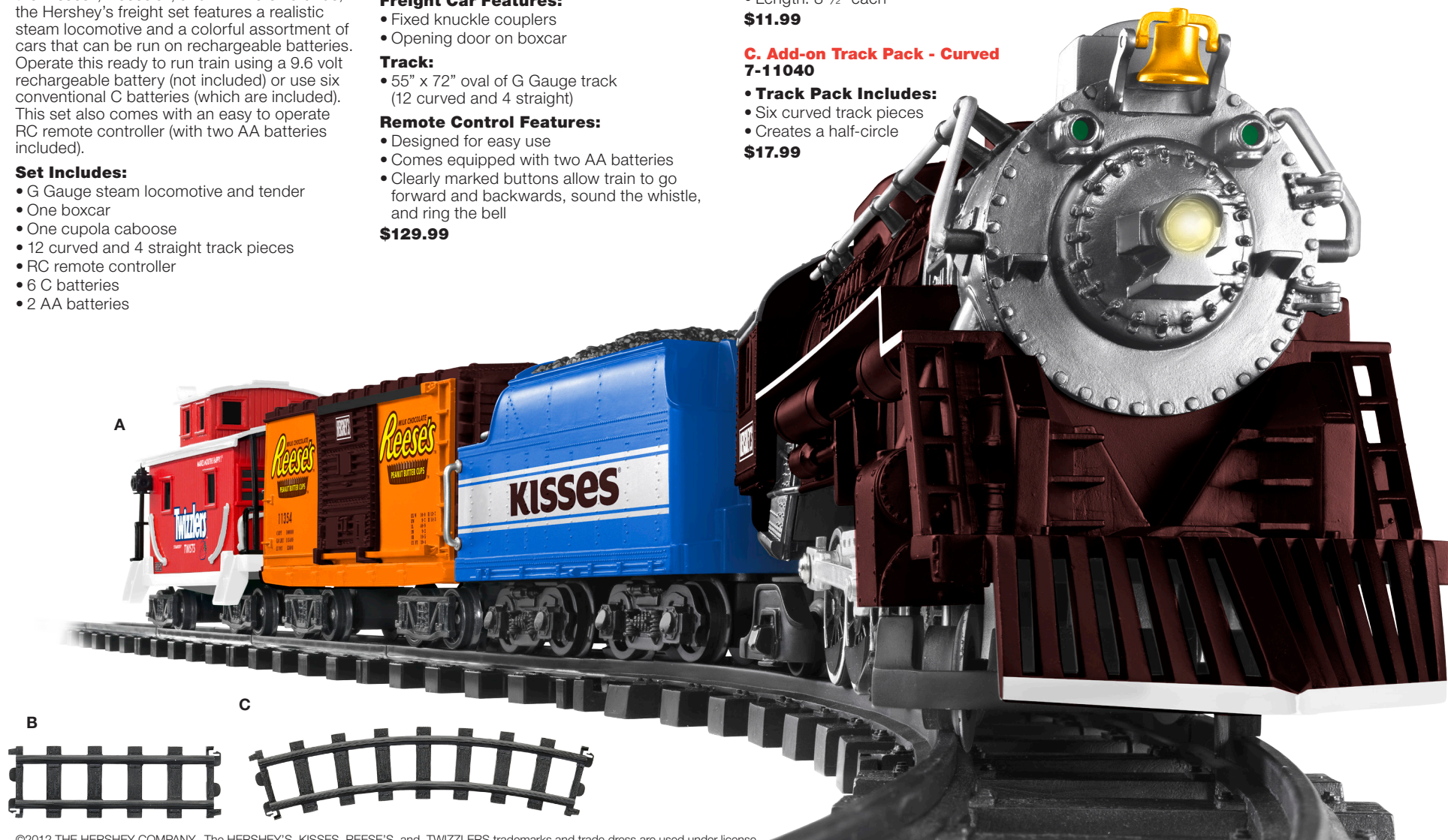
**\$11.99**

### C. Add-on Track Pack - Curved 7-11040

#### Track Pack Includes:

- Six curved track pieces
- Creates a half-circle

**\$17.99**



©2012 THE HERSHEY COMPANY. The HERSHEY'S, KISSES, REESE'S, and TWIZZLERS trademarks and trade dress are used under license.



**D. Pennsylvania Flyer G-Gauge Set 7-11140**

The Pennsylvania Flyer freight set features a realistic steam locomotive that can be run on rechargeable batteries and a colorful assortment of cars. Operate this ready to run train using a 9.6 volt rechargeable battery (not included) or use six conventional C batteries (which are included). This set also comes with an easy to operate RC remote controller (with two AA batteries included).

**Set Includes:**

- G Gauge steam locomotive and tender
- One gondola with crate load
- One center cupola caboose
- 12 curved and 4 straight track pieces
- RC remote controller
- 6 C batteries
- 2 AA batteries

**Locomotive Features:**

- Highly detailed G-Gauge steam locomotive
- Authentic train sounds, including bell and whistle
- Working headlight

**Freight Car Features:**

- Fixed knuckle couplers

**Track:**

- 55" x 72" oval of G Gauge track (12 curved and 4 straight)

**Remote Control Features:**

- Designed for easy use
- Comes equipped with two AA batteries
- Clearly marked buttons allow train to go forward and backwards, sound the whistle, and ring the bell

**\$119.99**

**E. G-Gauge Diorama 7-11141**

Add some scenery to your Lionel G-Gauge Battery-Operated set! This two-sided diorama is sure to add a new dimension of excitement to your layout.

**Features**

- Cardboard construction
- Imagery on both sides of diorama
- Dimensions: 78" x 21" 6 3/4" x 8 3/4" (tunnel portal openings)

**\$17.99**

**F. G-Gauge People Pack 7-11145**

Welcome these railroad-related characters to your G-Gauge layout! Eight figures in all, characters include a variety of railroad workmen and station passengers.

**Features:**

- Eight figures total on six bases
- Hand-painted
- Durable plastic construction
- Average height: 2"

**\$24.99**





# Lionel Little Lines™

Lionel Little Lines brings the rich tradition of Lionel to young children ages 2½ and up. Snap-together track and a simple remote controller for forward and reverse movement make it easy for little hands to operate. Authentic train details and realistic sounds make it a classic Lionel product.

## A. Hershey's® Playset 7-11361

## B. Lionel Little Lines™ Playset 7-11370

The Lionel Little Lines product line is expanding, and oh, how sweet it is! Now offered in classic Lionel or Hershey's branding, these 49-piece train playsets are sure to bring fun train action to your little engineers. Each comes with a complete layout of track, including two bridges, railroad crossing, and working track switches. A finely-detailed train includes steam engine, tender, gondola, and caboose. Plus, each playset even includes working freight station with crane, cargo slide, and two-way cargo dump. A billboard and three signs complete the scene.

### 49-piece Playset Includes

- Complete layout of track, including working track switches
- Two bridges and railroad crossing

- Finely-detailed train with a steam engine, tender, gondola, and caboose
- Working freight station with crane, cargo slide, and two-way cargo dump
- Two cargo crates that fit in gondola car
- Billboard
- Three signs
- IR controller with sounds

### Features

- Snap-together track
- Remote controller for forward and reverse movement
- Authentic train details
- Realistic sounds
- Requires 6 AAA batteries (not included)
- Layout dimensions: 38 ¼" x 43"

**\$59.99**

©2012 THE HERSHEY COMPANY. The HERSHEY'S, KISSES, REESE'S, and TWIZZLERS trademarks and trade dress are used under license.

## C. The Polar Express™ Playset 7-11371

All aboard the Polar Express!

A heart-warming story about the power of belief, Chris Van Allsburg's The Polar Express has touched the hearts of millions of readers and film-goers of all ages. Now, you can bring this classic tale to life in your own home with this exquisitely detailed Little Lines Playset.

### 44-Piece Playset Includes

- Complete layout of track, including switches
- Suspension bridge with stone arches
- Finely-detailed train with a steam engine, tender, two passenger cars, and observation car
- Colorful diorama depicting scenes from The Polar Express
- Six caribou figures
- IR controller with sounds

### Features

- Snap-together track
- Remote controller for forward and reverse movement
- Authentic train details
- Realistic train sounds
- "All aboard" announcement from the movie
- Includes 6 caribou figures and one 2-sided diorama to create your own Polar Express scene
- Requires 6 AAA batteries (not included)
- Layout dimensions: 41 ½" x 34"

**\$59.99**

™ & © Warner Bros. Entertainment Inc.


Realistic  
train sounds

Authentic  
train details

Forward & reverse  
movement



Working Freight Station




Working Switches






# THE POLAR EXPRESS



2-Sided Diorama

C



B





At Lionel, we are committed to providing our customers with superior-quality products and service. It is a commitment shared by our many Lionel Authorized Dealers and Lionel Authorized Service Centers around the country. To locate a Dealer or Service Center near you, call 1-800-4LIONEL (1-800-454-6635). Or, call the Lionel Customer Service Center at 586-949-4100. You can also e-mail us at [talktous@lionel.com](mailto:talktous@lionel.com) or visit our website at [www.lionel.com](http://www.lionel.com). Our knowledgeable staff is always eager to help you fully enjoy the magical world of Lionel model trains.

26750 Twenty-Three Mile Road  
Chesterfield, MI 48051-1956  
United States of America  
Phone: 586-949-4100  
E-mail: [talktous@lionel.com](mailto:talktous@lionel.com)



Copyright ©2012 Lionel L.L.C.

[www.lionel.com](http://www.lionel.com)