

AMERICAN FLYER[®]

2012



AF S-Gauge

Great things are happening in S-Gauge!

At long last, we are proud to bring you a catalog dedicated solely to American Flyer products. With offerings that invoke memories of yesterday and others that demonstrate the scale craftsmanship and cutting-edge technology of today, we are confident that you will find just what you've been searching for in both Traditional S-Gauge and highly detailed S Scale, too.

First, be sure to check out the magnificent newly tooled steam and diesel locomotives—the articulated 2-8-8-2 steam giants and the modern SD70ACe diesels, both of which come fully equipped with LEGACY electronics and the industry leading RailSounds sound system.

In addition to the traditional American Flyer rolling stock, like the new Beer reefers, we are delighted to offer a new S Scale Cylindrical Hopper.

And finally, you will find that the AF FasTrack line is expanding with the addition of switches and a transition section for connecting to Traditional tubular track. We're glad to provide a great looking, easy-to-use track system for running all the great locomotives and rolling stock.

As always, we appreciate your support and enthusiasm for our American Flyer line. We look forward to an exciting—and busy—2012!

Table of Contents

An Introduction To S-Gauge Railroading	3
S Scale Steam Locomotives	4-5
S Scale Diesel Locomotives	6-11
S Scale Freight Cars	12-13
S-Gauge Traditional Locomotives	14-17
S-Gauge Traditional Rolling Stock	18-20
S-Gauge Accessories	21
S-Gauge AF FasTrack	22-23

Club Membership

For more than 30 years, The Lionel RailRoader Club has provided its members with exclusive Lionel news, special promotions, merchandise discounts, and Lionel catalogs. This is your opportunity to join thousands of others in this legendary club.

Your annual membership includes these great club benefits:

- Quarterly issues of Inside Track featuring Lionel news, special promotions, and opportunities to purchase exclusive LRRC cars.
- Lionel Catalogs delivered to you right off the press, arriving just after our dealers receive them!
- Collectible, annual Club Button and LRRC membership Card.
- 10% discount at www.LionelStore.com.

To join online, or to print out an application, visit
www.lionel.com/lrrc



AMERICAN FLYER® TRAINS


AN INTRODUCTION TO S-GAUGE RAILROADING



SPEAKING THE LANGUAGE

GAUGE

On the real railroad as well as toy trains, gauge refers to the distance between the outside rails of the track. In S gauge, the distance between the rails is about 1", compared to 1 1/4" found on O Gauge track systems. Any S-Gauge car can run on S-Gauge AF FasTrack or traditional American Flyer S-Gauge track, as long as the minimum curve of your track layout can accommodate your particular cars and locomotives (see Minimum Curve below).



SCALE

Scale measures the relationship between a model and the real thing. Most S-Gauge cars measure about 1:64 scale. This relationship is approximate for the Traditional American Flyer line of locos and cars. In the new American Flyer S Scale line, locos and cars are made to be as exact as possible to 1:64 scale, and they may require a wider minimum track curve because of their larger size.

SCALE vs. TRADITIONAL

The American Flyer S-Gauge line is divided up into two main categories – Traditional S-Gauge and S Scale. Both lines can be run together if Minimum Curve requirements allow. Generally, the difference is a matter of size and the level of accurate detail. Scale locos and cars are often larger in size and more highly detailed in comparison to Traditional ones. Check out the top of each page in this catalog to see if the items you're interested in are distinguished as SCALE or TRADITIONAL items.

TRADITIONAL (S-Gauge)

- Usually based on classic American Flyer designs
- Approximate scale proportions
- Perfect additions to traditional collections
- Can run on any S-gauge track curve (unless noted otherwise)

SCALE (S Scale)

- Accurate reproductions of rolling stock and locomotives
- Scale proportions
- Super-detailed with many separately applied parts
- Check the Minimum Curve requirement for each car or locomotive


MINIMUM CURVE

All cars and most engines are designed to travel on an S-Gauge circle of track with a minimum diameter of 36". However some S Scale locomotives might require a wider minimum curve to operate. This measurement is very useful in purchasing track, locomotives, and rolling stock that are all compatible with one another. In this catalog, you'll see that every engine and rolling stock item has been designated with a Minimum Curve rating.

S-GAUGE TRACK SYSTEMS

Your American Flyer engine or car can run on any track system that is designated as S-Gauge. This includes the original S-Gauge track system originally produced by A.C. Gilbert that's still popular today.

Additionally, Lionel now offers the innovative AF FasTrack track system that's more realistic than any other system – and easy to use. Curves, straights, and switches are all found in this catalog. You'll also be able to purchase a transition track piece that allows you to connect your original Flyer track with the new AF FasTrack track system.



PRODUCT FEATURES

TRANSFORMER CONTROL

All American Flyer locomotives – from the most sophisticated to the most basic – can be controlled by a standard transformer. Even older AC transformers can run our most advanced models.



LEGACY CONTROL SYSTEM

This revolutionary control system allows you to run your LEGACY Control System-equipped locomotive just like a real engineer runs his trains. With its enhanced sounds and 200 speed steps, this system allows properly equipped engines to function with unparalleled options. The CAB-2 Remote Controller has an LCD screen display, vibration that simulates the effort of the locomotive, and other exciting operating features.



AF SPEED CONTROL

Slow speed and start-up operation are smooth and steady with AF Speed Control. Watch your locomotive as it creeps through the yard or fights up a grade without hesitation.



ELECTROCOUPLERS (LEGACY OR TMCC required)

Open these couplers anywhere on the layout without uncoupling track sections. The CAB-1 or CAB-2 Remote Controller activates the ElectroCouplers. Also, be sure to listen for authentic sounds of the coupler in operation with the RailSounds sound system.



WIRELESS TETHER CONNECTION

Looking to enhance the appearance of Lionel steam locomotives, we developed the exclusive infrared Wireless Tether connection so that the locomotive and tender can communicate without cumbersome wiring between the units.

TRACTION TIRES

One or more of the driving wheels are fitted with rubber tires for extra pulling power and stability for hauling long strings of cars. Traction tires grip the rails, enhancing tractive effort.



RAILSOUNDS SOUND SYSTEM

Widely regarded as the industry standard, the impressive RailSounds sound system brings the real sounds of the railroad to your layout. From the mechanical symphony of the locomotives, to the horn and whistle sounds that you trigger, you will be impressed by the digitally recorded samples of these special and authentic sounds.

SMOKE

Fan-driven smoke units provide a steady flow of smoke, and puffing smoke units create short blasts of smoke as the locomotive moves along the track. For the most realistic smoke effects, synchronized smoke units coordinate the blasts of smoke with the revolution of the drivers and the DynaChuff sounds of the locomotive.

DIRECTIONAL LIGHTING

When in reverse, Command Control equipped diesel locomotive headlights will shut off. The rear light or headlight of a second diesel will then illuminate. In Command Control equipped steam locomotives, the headlight remains illuminated in forward or reverse operation. Additionally in reverse, the tender back-up light will shine on tenders equipped with that feature.

GLOWING FIREBOX AND FLICKERING FIREBOX

A red glow steadily emanates from the firebox inside of the cab of Lionel steam locomotives equipped with the glowing firebox. Steam locomotives equipped with a flickering firebox create the illusion of a live fire "flickering" within.

VARIABLE ASHPAN GLOW

Start up an American Flyer steam locomotive equipped with this feature and look for a red glow on the outside of the locomotive between the ashpan and firebox. As speed increases, the light grows brighter, simulating the increased draft onto the fire.

2-8-8-2 STEAM LOCOMOTIVES

The massive 2-8-8-2 locomotives were designed for hauling coal and freight up steep grades, and the N & W kept its fleet in top performing condition at its Roanoke Shops. These locomotives were fed a steady diet of hard work on challenging terrain until the Federal Government ordered Norfolk and Western to sell some of them to other railroads that were experiencing locomotive shortages due to the war effort.

Now you can run the rugged N&W on your layout, or choose from four other popular road names.

- **LEGACY Control System** equipped — able to run in LEGACY Control mode, Trainmaster Command Control mode or in Conventional mode with a standard transformer
- **AF Speed Control** with On/Off switch lets your locomotive operate smoothly and consistently over grades and through curves
- **LEGACY RailSounds** sound system featuring:
 - CrewTalk dialog and TowerCom announcements, each with different scenarios depending on whether the locomotive is in motion or stopped

- Six official preset speeds with CrewTalk dialog
- DynaChuff synchronized chuffing that shifts through 15 levels of intensity as the locomotive gains speed
- LEGACY 'Real-Time Quilling Whistle' control with instant response for realistic signature 'quilling' and correctly timed warning signals
- Single hit or continuous mechanical bell sounds
- Independently adjustable volume control
- **All-new Scale tooling**
- **Wireless Tether** connection between locomotive and tender
- Two powerful motors with momentum flywheel
- **ElectroCoupler** on rear of tender
- Operating headlight and classification lights
- Directional lighting, including backup light on rear of tender
- Illuminated number boards
- Interior illumination in cab
- Die-cast metal locomotive body, frame, and trucks
- Traction tires

- Opening hatches
- Synchronized fan-driven smoke unit
- Separately applied metal details
- Separately applied builder's plates
- Cab window glass
- Variable ashpan glow
- Flickering firebox
- Engineer and fireman figures
- Die-cast metal tender body and trucks
- "Doghouse"-style tender on N&W and PRR
- Prototypical road-specific details
- Length: Approx. 21 1/2"
- Minimum Curve: 36" diameter

A. 6-48180 Norfolk and Western \$999.99

B. 6-48179 Pennsylvania \$999.99

C. 6-48178 Santa Fe \$999.99

D. 6-48181 Union Pacific \$999.99

E. 6-48182 Virginian \$999.99

ALL
ITEMS
NEW



Concept models shown.



ALL-NEW
TOOLING



U33C DIESEL LOCOMOTIVES


Five new U33C roadnames are available in 2012. Two versions of each are offered, one with scale wheels and one with traditional American Flyer wheels.

- **LEGACY Control System** equipped - able to run in LEGACY Control mode, Trainmaster Command Control mode, or in Conventional mode with a standard transformer
- **AF Speed Control** with On/Off switch lets your locomotive operate smoothly and consistently over grades and through curves
- **LEGACY RailSounds** sound system featuring:
 - CrewTalk dialog and TowerCom announcements, each with different scenarios depending on whether the locomotives are in motion or stopped
 - Six official railroad speeds with CrewTalk dialog
 - Eight diesel RPM levels
 - LEGACY 'Real-Time Quilling Horn' control with instant response for realistic signature 'quilling' and correctly timed warning signals
 - Single hit or continuous mechanical bell sounds
 - Independently adjustable volume control

- Each engine available with either traditional American Flyer or scale wheel sets
- Powerful motor with momentum flywheel
- Front and rear **Electrocouplers**
- Operating headlights
- Marker lights on front and rear
- Illuminated number boards
- Illuminated cab interior
- Traction tires
- Metal frame
- Fan-driven smoke unit
- Die-cast metal trucks, pilots, and fuel tanks
- Separately applied metal details
- Detailed cab interior
- Cab window glass
- Engineer and conductor figures

- Length: Approx. 13 1/2"
- Minimum Curve: 36" Diameter

- A. 6-48185 Santa Fe LEGACY #8522 \$479.99
 6-48186 Santa Fe LEGACY with scale wheels #8509 \$479.99 (Not shown)
 B. 6-48187 Delaware & Hudson LEGACY #755 \$479.99
 6-48188 Delaware & Hudson LEGACY with scale wheels #752 \$479.99 (Not shown)
 C. 6-48189 Illinois Central LEGACY #5054 \$479.99
 6-48190 Illinois Central LEGACY with scale wheels #5052 \$479.99 (Not shown)
 D. 6-48191 Milwaukee Road LEGACY #5702 \$479.99
 6-48192 Milwaukee Road LEGACY with scale wheels #8002 \$479.99 (Not shown)
 E. 6-48193 Penn Central LEGACY #6552 \$479.99
 6-48194 Penn Central LEGACY with scale wheels #6541 \$479.99 (Not shown)



ALL
ITEMS
NEW


C



Choose
Scale or
Traditional AF
Wheel Sets

Scale AF Wheel

Traditional AF Wheel



D



E



SD70ACe DIESEL LOCOMOTIVES

The SD70ACe is a staple locomotive on many railroads. Designed for fast and efficient freight hauling, this locomotive speeds across most areas of the United States. Available in a great selection of road names and paint schemes, these highly detailed scale locomotives are equipped with the LEGACY Control System for even more realism.

- **LEGACY Control System** equipped - able to run in LEGACY Control mode, Trainmaster Command Control mode, or in Conventional mode with a standard transformer
- **AF Speed Control** with On/Off switch lets your locomotive operate smoothly and consistently over grades and through curves
- **LEGACY RailSounds** sound system featuring:
 - CrewTalk dialog and TowerCom announcements, each with different scenarios depending on whether the locomotive is in motion or stopped
 - Six official railroad speeds with CrewTalk dialog
 - Eight diesel RPM levels
 - LEGACY 'Real-Time Quilling Horn' control with instant response for realistic signature 'quilling' and correctly timed warning signals

- Single hit or continuous mechanical bell sounds
- Independently adjustable volume control
- **All-new Scale tooling**
- Each engine and road number is available with either traditional American Flyer or scale shell sets
- Two powerful motors with momentum flywheel
- Front and rear **ElectroCouplers**
- Operating headlights
- Operating marker lights on front and rear
- Illuminated number boards
- Illuminated cab interior
- Traction tires
- Metal frame
- Fan-driven smoke unit
- Separately applied metal details
- Die-cast metal trucks, pilot, and fuel tank
- Cab window glass

- Engineer and conductor figures
- Detailed cab interior
- Dimensions: Length: Approx. 13 ³/₄"
- Minimum Curve: 36" diameter

- A. 6-48171 BNSF LEGACY #9344 \$479.99
- 6-42505 BNSF LEGACY with scale wheels #9344 \$479.99 (Not shown)
- B. 6-48172 CSX LEGACY #4847 \$479.99
- 6-42506 CSX LEGACY with scale wheels #4847 \$479.99 (Not shown)
- C. 6-48170 Norfolk Southern LEGACY #1011 \$479.99
- 6-42504 Norfolk Southern LEGACY with scale wheels #1011 \$479.99 (Not shown)
- D. 6-48169 Kansas City Southern LEGACY #4042 \$479.99
- 6-42503 Kansas City Southern LEGACY with scale wheels #4042 \$479.99 (Not shown)
- E. 6-48173 Kansas City Southern LEGACY (grey) #4022 \$479.99
- 6-42507 Kansas City Southern LEGACY (grey) with scale wheels #4022 \$479.99 (Not shown)




**ALL-NEW
TOOLING**



Choose
Scale or
Traditional AF
Wheel Sets

Scale AF Wheel

Traditional AF Wheel



UP HERITAGE LOCOMOTIVES

In 2007, the Union Pacific unveiled a series of locomotives that serve to honor and pay tribute to the people and railroads that have made them the leader they are today. Each locomotive features a unique paint scheme, incorporating elements of major railroads that have merged with the Union Pacific.

To commemorate this important program, we offer the American Flyer SD70ACe UP Heritage Collection. In 2012, four Heritage liveries are offered, each one in a modern paint scheme representative of its famous fallen flag railroad. Also available is our Union Pacific scheme that features the American flag.

Non-Powered Locomotives Feature:

- Metal frame
- Die-cast metal trucks and fuel tank
- Front and rear operating couplers
- Separately applied metal details

LEGACY Locomotives Feature:

- LEGACY Control System equipped - able to run in LEGACY Control mode, Trainmaster Command Control mode, or in Conventional mode with a standard transformer
- **AF Speed Control** with On/Off switch lets your locomotive operate smoothly and consistently over grades and through curves
- **LEGACY RailSounds** sound system featuring:
 - CrewTalk dialog and TowerCom announcements, each with different scenarios depending on whether the locomotives are in motion or stopped
 - Six official railroad speeds with CrewTalk dialog
 - Eight diesel RPM levels
 - LEGACY 'Real-Time Quilling Horn' control with instant response for realistic

signature 'quilling' and correctly timed warning signals

- Single hit or continuous mechanical bell sounds
- Independently adjustable volume control

All-new Scale tooling

- Each engine and road number is available with either traditional American Flyer or scale wheel sets
- Two powerful motors with momentum flywheel
- Front and rear **ElectroCouplers**
- Operating headlights
- Operating marker lights on front and rear
- Illuminated number boards
- Traction tires
- Metal frame
- Illuminated cab interior
- Fan-driven smoke unit
- Separately applied metal details
- Die-cast metal trucks and fuel tank
- Detailed cab interior
- Cab window glass
- Illuminated cab interior
- Engineer and conductor figures
- Length: Approx. 13 3/4"
- Minimum Curve: 36" diameter

- A. 6-48166 U.P. 'Building America' LEGACY #8348 \$479.99**
 6-42500 U.P. 'Building America' LEGACY with scale wheels #8348 \$479.99 (Not shown)
 6-48167 U.P. 'Building America' Non-Powered #8349 \$239.99 (Not shown)
 6-42501 U.P. 'Building America' Non-Powered with scale wheels #8349 \$239.99 (Not shown)
 6-48168 U.P. 'Building America' LEGACY #8461 \$479.99 (Not shown)
 6-42502 U.P. 'Building America' LEGACY with scale wheels #8461 \$479.99 (Not shown)
- B. 6-48177 Missouri Pacific U.P. Heritage LEGACY #1851 \$479.99**
 6-42511 Missouri Pacific U.P. Heritage LEGACY with scale wheels #1851 \$479.99 (Not shown)
- C. 6-48174 Southern Pacific U.P. Heritage LEGACY #1865 \$479.99**
 6-42508 Southern Pacific U.P. Heritage LEGACY with scale wheels #1865 \$479.99 (Not shown)
- D. 6-48175 Rio Grande U.P. Heritage LEGACY #1870 \$479.99**
 6-42509 Rio Grande U.P. Heritage LEGACY with scale wheels #1870 \$479.99 (Not shown)
- E. 6-48176 C&NW U.P. Heritage LEGACY #1859 \$479.99**
 6-42510 C&NW U.P. Heritage LEGACY with scale wheels #1859 \$479.99 (Not shown)




ALL-NEW
TOOLING



Choose
Scale or
Traditional AF
Wheel Sets

Scale AF Wheel

Traditional AF Wheel



1:64 SCALE CYLINDRICAL HOPPERS

These Cylindrical Hoppers are created from all-new tooling and are sure to turn the heads of all those that have been waiting for American Flyer scale rolling stock.

- All-new tooling
- 1:64 scale cars
- Scale wheels and trucks

- Operating couplers
- Die-cast metal sprung trucks and operating couplers
- Opening hatches on roof
- Mounting holes for scale couplers (sold separately)
- Separately-hand applied metal details
- Length: 10 1/4"
- Minimum Curve: 36" Diameter

- A. 6-48639 Canadian National \$79.99
- B. 6-48640 Burlington Northern \$79.99
- C. 6-48643 Southern Pacific \$79.99
- D. 6-48642 Saskatchewan \$79.99
- E. 6-48646 U.P. 'Building America' \$79.99
- F. 6-48644 U.P. Heritage Rio Grande \$79.99
- G. 6-48645 U.P. Heritage C&NW \$79.99
- H. 6-48641 U.P. Heritage Missouri Pacific \$79.99

Scale
Wheels
&
Trucks



Concept models shown.

E



G



F



H



ALL-NEW
TOOLING

TRADITIONAL AMERICAN FLYER

A. CRESCENT LIMITED PASSENGER SET

Like a shooting star, it was the way to get from New York to New Orleans and back in the early 1900's. The Pacific steam locomotive and accompanying cars seemed to be about comfort and luxury. So much so, in fact, that during the Great Depression the Southern Railway kept it low key to keep from seeming too luxurious during tough economic times. In later years, these trains offered high comfort for travelers going from Atlanta to Washington D.C.

Join us in heralding this outstanding piece of railroad lore now available in American Flyer S Gauge!

Set Includes

Pacific steam locomotive and tender, two Heavyweight Passenger Cars, a Heavyweight Baggage Car, and a Heavyweight Observation Car

Locomotive Features

- **LEGACY Control System** equipped – able to run in LEGACY Control mode, in TrainMaster Command Control mode, or in Conventional mode with a standard transformer
- **AF Speed Control** with On/Off switch lets your locomotive operate smoothly and consistently over grades and through curves

• LEGACY RailSounds system featuring:

- CrewTalk dialog and TowerCom announcements, each with different scenarios depending on whether the locomotive is in motion or stopped
- Six official railroad speeds with CrewTalk dialog
- DynaChuff synchronized with 15 levels of intensity as the locomotive gains speed
- LEGACY "Real-Time Quilling Whistle" control with instant response for realistic signature 'quilling' and correctly timed warning signals
- Single hit or continuous mechanical bell sounds
- Independently adjustable volume control

• Wireless Tether connection between locomotive and tender

- Powerful maintenance-free motor with momentum flywheel

• ElectroCoupler on rear of tender

- Operating smoke unit
- Directional lighting including light on rear of tender
- Operating headlight and classification lights
- Illuminated number boards
- Die-cast metal locomotive body, frame, and trucks

• Traction tires

- Illuminated cab interior
- Separately applied metal details
- Separately applied builder's plates
- Cab window glass
- Engineer and fireman figures
- Die-cast metal tender body and trucks

Passenger Cars Feature

- Die-cast metal trucks with operating couplers
- Metal frame
- Interior lighting with On/Off switch

- Set Length: Approx. 63"
 - Minimum Curve: 36" Diameter
- 6-49627 \$899.99**

ALL
ITEMS
NEW



LEGACY
LOCOMOTIVE



B. MINNEAPOLIS & ST. LOUIS BALDWIN SWITCHER

A favorite of Gilbert-era American Flyer operators, Lionel gives a nod to the original in this wonderfully nostalgic diesel locomotive.

- Transformer controlled forward, neutral, and reverse operation
 - Powerful maintenance-free motor with momentum flywheel
 - Directional lighting, including operating headlight and back-up light
 - Front and rear operating couplers
 - Traction tires
 - Metal frame
 - Die-cast metal trucks
 - Length: 7 1/2"
 - Minimum Curve: 36" Diameter
- 6-48165 \$289.99**

C. 0-6-0 CLEAR DOCKSIDE SWITCHER



New to American Flyer, a CLEAR cab steam locomotive.

- Transformer controlled forward, neutral, and reverse operation
 - Powerful maintenance-free motor with momentum flywheel
 - Directional lighting, including operating headlight and back-up light
 - Front and rear operating couplers
 - Traction tires
 - Puffing smoke unit
 - Die-cast metal frame
 - Length: 7 1/2"
 - Minimum Curve: 36" Diameter
- 6-48097 \$109.99**

D. CLEAR SMOKING CABOOSE

A great match for the clear cab Dockside Switcher!

- Die-cast trucks and operating couplers
 - Smoke unit with On/Off switch
 - Metal frame
 - Interior lighting
 - Length: 7"
 - Minimum Curve: 36" Diameter
- 6-48759 \$79.99**



THE TEXAS SPECIAL

A. ALCO PA A-A SET

The brilliant Texas Special paint scheme is presented for the first time on American Flyer PA Diesel locomotives with fan-driven smoke, RailSounds, and impressive Command Control features. Take a trip with The Texas Special and you'll be on your way to real railroading excitement!

Set Includes

- One PA powered unit and one PA non-powered unit

Both Units Feature

- Die-cast metal trucks
- Metal frame
- **ElectroCoupler** on nose
- Operating headlight
- Tethered link for optimal communication and performance

Powered Unit Also Features

- **Command Control System** equipped – able to run in Command Control mode, or in Conventional Mode with a standard AC transformer
- **RailSounds** sound system
- Powerful maintenance-free motors
- Directional lighting including operating headlight
- Fan-driven smoke unit
- Traction tires

- Length of set: 26"
 - Minimum Curve: 36" Diameter
- 6-48162 \$469.99**

TEXAS SPECIAL STREAMLINER CAR ADD-ONS




- Die-cast metal trucks and operating couplers
- Stamped metal frame
- Window silhouettes in Full Vista Dome Car and 3-pack
- Interior illumination
- Unique window configuration on each side of Full Vista Dome
- Length: 13 1/8" each
- Minimum Curve: 36" Diameter

B. 6-49956 Full Vista Dome Car \$79.99

C. 6-49957 Baggage Car \$79.99

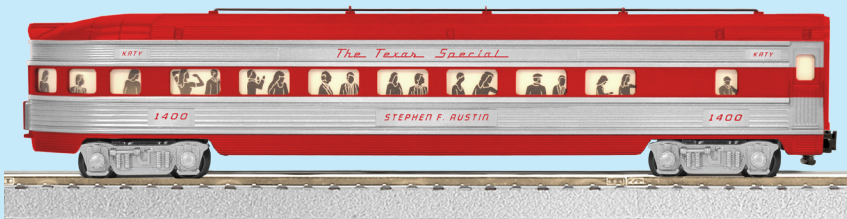
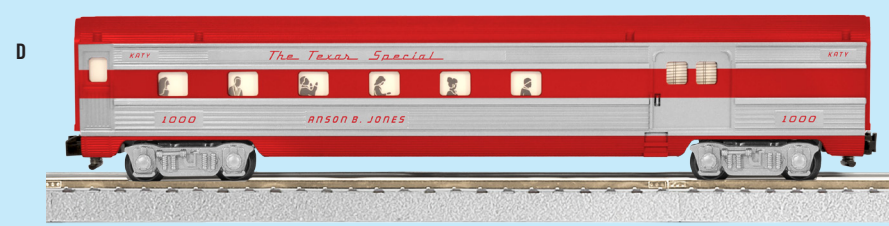
3-Pack Add-on Includes

- 6-49950 Combination car
 - 6-49951 Vista Dome car
 - 6-49952 Observation car
- D. 6-49949 3-Pack \$249.99**





3-PACK



ROLLING STOCK

A. COCA-COLA® CHRISTMAS BOXCAR

- Die-cast metal trucks and operating couplers
- Metal frame
- Opening doors
- Length: 8 3/8"
- Minimum Curve: 36" Diameter

6-48396 \$69.99

TM & © The Coca-Cola Company 2011

B. COCA-COLA® SINGLE-DOME TANK CAR

- Die-cast metal trucks and operating couplers
- Metal handrails and ladders
- Length: 7 5/8"
- Minimum Curve: 36" Diameter

6-48433 \$69.99

TM & © The Coca-Cola Company 2011

C. HERSHEY'S SPECIAL DARK® 2-BAY HOPPER

- Die-cast metal trucks and operating couplers
- Plastic removable 'chocolate' load
- Length: 7 3/8"
- Minimum Curve: 36" Diameter

6-48635 \$69.99

© 2012 The Hershey Company. The Hershey's trademarks and trade dress are used under license

D. MR. GOODBAR® REEFER

- Die-cast metal trucks and operating couplers
- Metal frame
- Opening doors with operating latches
- Length: 8 3/8"
- Minimum Curve: 36" Diameter

6-48828 \$69.99

© 2012 The Hershey Company. The Hershey's trademarks and trade dress are used under license

E. SCHLITZ® REEFER

- Die-cast metal trucks and operating couplers
- Metal frame
- Opening doors with operating latches
- Length: 8 3/8"
- Minimum Curve: 36" Diameter

6-48830 \$69.99

Schlitz Beer is a trademark of Jos. Schlitz Brewing Company, Milwaukee WI. © Schlitz Beer, Jos. Schlitz Brewing Company. All Rights Reserved.

F. PABST® REEFER

- Die-cast metal trucks and operating couplers
- Metal frame
- Opening doors with operating latches
- Length: 8 3/8"
- Minimum Curve: 36" Diameter

6-48829 \$69.99

Pabst Blue Ribbon is a trademark of Pabst Brewing Company, Milwaukee WI. © Pabst Blue Ribbon Beer. Pabst Brewing Company. All Rights Reserved.

G. MINNEAPOLIS & ST LOUIS BOXCAR

- Die-cast metal trucks and operating couplers
- Metal frame
- Opening doors with operating latches
- Length: 8 3/8"
- Minimum Curve: 36" Diameter

6-48827 \$69.99

H. 1956 CATALOG BOXCAR

- Die-cast metal trucks and operating couplers
- Metal frame
- Opening doors with operating latches
- Length: 8 3/8"
- Minimum Curve: 36" Diameter

6-48826 \$69.99

I. AMERICAN FLYER SMOKE FLUID SINGLE-DOME TANK CAR

- Die-cast metal trucks and operating couplers
- Metal handrails and ladders
- Length: 7 5/8"
- Minimum Curve: 36" Diameter

6-48434 \$69.99

J. CITIES SERVICE THREE-DOME TANK CAR

- Die-cast metal trucks and operating couplers
- Metal handrails and ladders
- Length: 7 5/8"
- Minimum Curve: 36" Diameter

6-48438 \$69.99

K. PENNSYLVANIA GONDOLA WITH COIL COVERS

- Die-cast metal trucks and operating couplers
- Includes two removable coil covers
- Metal rails on covers
- Length: 8 3/4"
- Minimum Curve: 36" Diameter

6-48570 \$69.99

L. WESTERN PACIFIC 3-BAY HOPPER

- Die-cast metal trucks and operating couplers
- Removable coal load
- Length: 8 3/4"
- Minimum Curve: 36" Diameter

6-48636 \$69.99



E



NEW!

F



NEW!

G



NEW!

H



NEW!

I




NEW!

J



NEW!

K



NEW!

L




NEW!

PASSENGER CARS

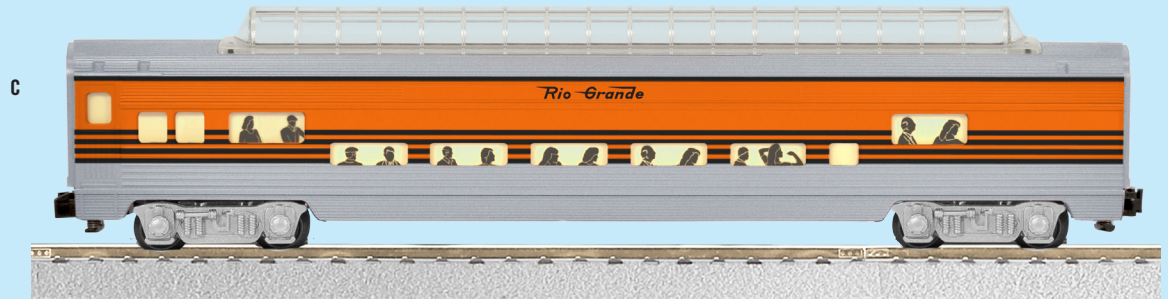

STREAMLINER BAGGAGE CAR

- Die-cast metal trucks and operating couplers
 - Stamped metal frame
 - Window silhouettes
 - Interior illumination
 - Length: 13 1/4"
 - Minimum Curve: 36" Diameter
- A. 6-49944 Erie \$79.99



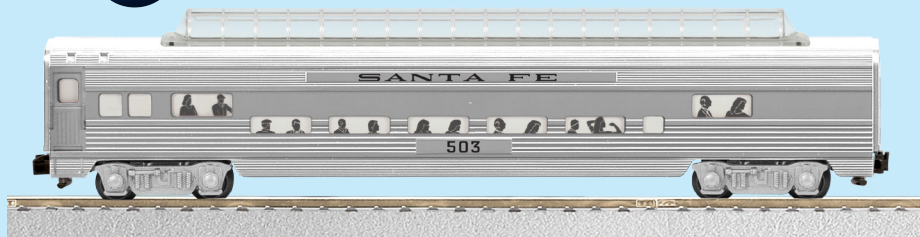
STREAMLINER FULL VISTA DOME CARS

- Die-cast metal trucks and operating couplers
 - Stamped metal frame
 - Window silhouettes
 - Interior illumination
 - Unique window configuration on each side of car
 - Length: 13 1/4"
 - Minimum Curve: 36" Diameter
- B. 6-49948 Erie \$79.99
C. 6-49943 Rio Grande \$79.99
D. 6-49958 Santa Fe \$79.99
E. 6-49959 Pennsylvania \$79.99




D

NEW!



NEW!

E



ACCESSORIES

F. SUNOCO® OIL STORAGE TANK WITH LIGHT

- Operating yard light
- Realistic S-Gauge size
- Metal platform and walkways
- Dimensions: 4" x 7" x 2 3/4"

6-49860 \$79.99

SUNOCO® is a registered trademark of Sunoco, Inc. and its subsidiaries

G. #774 FLOODLIGHT TOWER

- Metal platform, ladder, and lamp sockets
- Four operating lights
- Dimensions: 5" x 6" x 13"

6-49847 \$119.99

H. TRUSS BRIDGE

- Stamped metal base
- Plastic truss girder sides
- Length: 10 3/4"
- Width: 4 3/4"


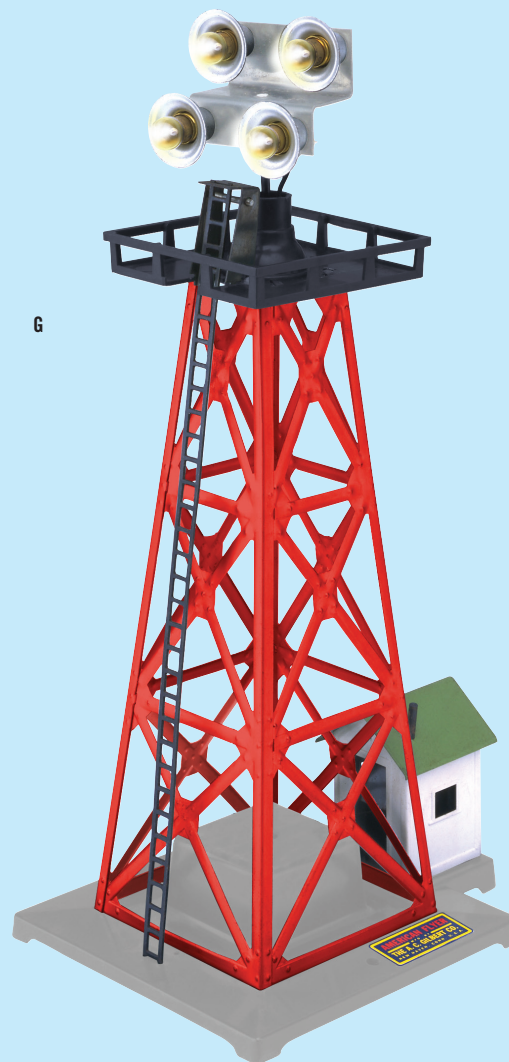
6-49845 \$26.99

I. CLASSIC BILLBOARD SET

This new billboard set is properly proportioned for your S-Gauge traditional layout.

- Four images on two cards with two frames
- Dimensions: 4 1/2" x 2 3/4"

6-49861 \$12.99





The American Flyer FastTrack system is expanding! Complete your layout with new left and right switches. A transition track piece is also available to connect your traditional A/F track to the new AF FasTrack system.

- Real track appearance
- Easy connections for both power and tracks
- Molded roadbed and ballast for incredibly simple set up

AF FASTRACK TRACK SECTIONS

- A. 6-49854 10" Terminal Track \$7.99
- B. 6-49852 10" Straight Track \$4.79
- C. 6-49853 R20 Curve Track (12 30-Degree sections per circle, 20" radius) \$4.79

AF TRANSITION TRACK

- Connects with traditional American Flyer track
- Length: 10"
- D. 6-49858 \$9.99

AF FASTRACK REMOTE SWITCHES

- 20" Radius
- Length: 10" straight, 30-Degree R20 turnout
- E. 6-49856 R20 Switch FasTrack (Right Hand) \$89.99
- F. 6-49857 R20 Switch FasTrack (Left Hand) \$89.99


S-Gauge Traditional/Tubular Track Pins



Fibre Pins (Not Shown)
6-49830 \$2.19

Steel Pins (Not Shown)
6-49831 \$2.19

20" RADIUS


12 PIECES
PER CIRCLE





Concept transition shown.

D




Concept switches shown.

F



6-14295 #990 LEGACY Command Set
 To use the most features from your LEGACY equipped American Flyer locomotives see your Lionel Authorized Dealer or Lionel.com for more information



AMERICAN FLYER®



26750 Twenty-Three Mile Road
Chesterfield, MI 48051
United States of America
Phone: 586-949-4100
E-mail: talktous@lionel.com
www.lionel.com



At Lionel, we are committed to providing our customers with superior-quality products and service. It is a commitment shared by our many Lionel Authorized Dealers and Lionel Authorized Service Centers around the country. To locate a Dealer or Service Center near you, call 1-800-4LIONEL (1-800-454-6635). Or, call the Lionel Customer Service Center at 586-949-4100. You can also e-mail us at talktous@lionel.com or visit our website at www.lionel.com.

Our knowledgeable staff is always eager to help you fully enjoy the magical world of Lionel model trains.

The following Lionel marks are used throughout this catalog and are protected under law. All rights reserved.

Lionel®, LEGACY™, TrainMaster®, Odyssey®, RailSounds®, CrewTalk™, TowerCom™, DynaChuff™, StationSounds™, Pullmor®, ElectroCoupler™, American Flyer®, TMCC®, Lionelville™, Wireless Tether™

Any reproduction, transmission, or dissemination of the material here in is strictly prohibited.

Trademarks owned by Lionel L.L.C. are indicated throughout this document. Items depicted in this catalog are subject to change in price, color, size, design, and availability. Verify features on product package. Retail prices are suggested.

See your Authorized Lionel Dealer for more information