

LIONEL

2011 SIGNATURE EDITION CATALOG



Table of Contents

Welcome from the CEO	3
A Guide to Product Features	4-5
Some Lionel Basics	5
STANDARD O SCALE	
Steam Engines	6-19
Motorized Units	20
Diesel Engines	21-45
Freight Cars	46-65
Passenger Cars	64-65
TRADITIONAL O GAUGE	
Conventional Classics	66-69
Archive Collection	69
Train Sets	70-79
Locomotives	80-83
Freight Cars	84-91
Operating Cars	92-93
ACCESSORIES	
Trackside	94-102
The Artisan Collection	103
Lionelville	104-109
Miscellaneous	110
THE ELECTRIC RR CO.	111
CONTROL SYSTEMS	112-117
FASTRACK	118-123
AMERICAN FLYER	
S Scale	124-125
Traditional American Flyer	126-137
Accessories and Track	138-139
LIONEL RAILROADER CLUB	140-141
ROAD NAME INDEX	142

The following Lionel marks are used throughout this catalog and are protected under law. All rights reserved.

Lionel®, LEGACY™, TrainMaster®, Odyssey®, RailSounds®, CrewTalk™, TowerCom™, DynaChuff™, StationSounds™, Pullmor®, ElectroCoupler™, Magne-Traction®, CAB-1® Remote Controller, American Flyer®, Lionel ZW®, ZW®, MagniVision®, TMCC®, Lionelville™, Wireless Tether™, Powerhouse™, LionMaster®, Conventional Classics™, Postwar Celebration Series™, TruRail™, PH-1 Powerhouse®, Powermaster®, Powerstation-Powerhouse®, Accessory Motor Controller™, AMC™, Accessory Switch Controller™, ASC™, Action Recorder Controller™, ARC™, Track Power Controller 300™, TPC 300™, Track Power

Controller 400™, TPC 400™, Block Power Controller™, BPC™, Operating Track Controller™, OTC™, FatBoy™, Lionel Lines®, Joshua Lionel Cowen Series™, Lionel Kiddie City®, Lionel Playworld®, Lockon®, TrainSounds™, MultiHorn™, MultiWhistle™, Choo-Choo™

TMs belonging to Union Pacific are All Rights Reserved

TMs belonging to Canadian Pacific are All Rights Reserved

TMs belonging to CSX are All Rights Reserved

TMs belonging to NJ Transit are All Rights Reserved

All marks belonging to CN or BNSF are of their respective owners.

Any reproduction, transmission, or dissemination of the material here in is strictly prohibited.

Trademarks owned by Lionel L.L.C. are indicated throughout this document. Items depicted in this catalog are subject to change in price, color, size, design, and availability. Verify features on product package. Retail prices are suggested. See your Authorized Lionel Dealer for more information.



Dear Friends,

From imaginative and colorful traditional offerings to high-end scale products, this catalog has a host of offerings to please every Lionel fan!

Take our Postwar re-issues, for example. Our popular Conventional Classics series features a particularly unique set this year, the No. 12885-500 Promotional Outfit. Available only at Sears in 1965, this set never appeared in an official Lionel catalog, and yet it remains a Lionel favorite. The rare #2347 C&O GP-7 was offered only in the original outfit, and the set also included an Operating Culvert Unloader. (We're offering this classic accessory, in addition to the Culver Loader, as a separate sale item as well.)

We're also happy to report the return of our Archive series, highlighted by an Operating Freight Station accessory (based on the original prototype housed in the Lionel archives) plus the Archive Union Pacific GP-7 and caboose!

Also in our traditional line, the rugged Postwar GG1 is back – this time powered by a maintenance-free motor. This classic locomotive heads up a special GG1 electric set – check out the Altoona Works Generator Car included – and is available separately in the Pennsylvania and Amtrak liveries.

This year, our Traditional line features a wide array of licensed cars, too. Along with new items for The Beatles, Monopoly, and Hershey's, we're coming back with a selection of beer reefers after a break of about 20 years. We're starting off with two classic cars, spotlighting the famous Pabst and Schlitz breweries, the first of what will be an entire reefer collection that features your favorite beer brands.

American Flyer fans will be happy to see some great new products, too. First, the circus is back in the Flyer line. For 2011, we have an agreement with Ringling Bros. and Barnum & Bailey to produce pieces that will surely please S gaugers. We're starting with a complete circus train set and some colorful add-on rolling stock. Aside from that, you've probably heard rumors of the new American Flyer FasTrack track system. We're happy to announce that this rumor is a fact. The American Flyer FasTrack system will be an important addition to our American Flyer line, one we hope that you'll expand along with us for years to come.

Last but not least, be sure to check out the wide range of scale-size locomotives in this book. There is absolutely something for everyone, from the gorgeous LEGACY 2-10-4 Texas-type locomotives with VISION cylinder steam, all the way down to the great little Trackmobiles and Inspection Vehicles. As promised, you'll see that VISION features are flowing down into a variety of products, including the popular whistle steam feature in our smaller Berkshire locomotives.

Without a doubt, we're bringing you more options than ever before, everything from scale locomotives with full LEGACY System control to more affordable Conventional versions. We've got multiple road numbers and road names for just about every locomotive in 2011. And speaking of road names, be sure to look for the new Lionelville & Western flag in our scale line, one of our favorite "What Ifs."

As always, we appreciate your loyalty and support, and hope you'll continue coming to Lionel for the quality and variety that have been our trademark for over a century!

Best wishes

Jerry Calabrese
President and CEO
LIONEL ELECTRIC TRAINS

LIONEL'S DETAILED GUIDE TO PRODUCT FEATURES

1. OPERATION

TRANSFORMER CONTROL

All Lionel locomotives—from the most sophisticated to the most basic—can be controlled by a standard transformer. Even older transformers can run our most advanced models.



LEGACY CONTROL SYSTEM

This revolutionary control system allows you to run your LEGACY Control System-equipped locomotive just like a real engineer runs his trains. With its enhanced sounds and 200 speed steps, this system allows properly equipped engines to function with unparalleled options. The CAB-2 Remote Controller has an LCD screen display, vibration that simulates the effort of the locomotive, and other exciting operating features.



ODYSSEY II SPEED CONTROL

Slow speed and start-up operation are smooth and steady with ODYSSEY II Speed Control. Watch your locomotive as it creeps through the yard or fights up a grade without hesitation.



TRAINMASTER COMMAND CONTROL

Locomotives equipped with the classic TrainMaster Command Control system are controlled by commands from your CAB-1 or CAB-2 Remote Controller. ElectroCouplers, basic sounds, and multiple unit lash-ups are all at your fingertips as you walk around your layout.



ODYSSEY SYSTEM

Paired with classic TrainMaster Command Control, locomotives equipped with the Odyssey System maintain your speed up grades and around curves.



ELECTROCOUPLERS

(LEGACY OR TMCC required)

Open these couplers anywhere on the layout—without uncoupling track sections. The CAB-1 or CAB-2 Remote Controller activates the ElectroCouplers. Also, be sure to listen for authentic sounds of the coupler in operation with the RailSounds sound system.



WIRELESS TETHER CONNECTION

Looking to enhance the appearance of Lionel steam locomotives, we developed the exclusive infrared Wireless Tether connection so that the locomotive and tender can communicate without cumbersome wiring between the units. Lionel steamers are the only locomotives in O gauge offering this special feature.



MAGNE-TRACTION

On some classic or Postwar locomotives, the wheels are magnetized, increasing track adhesion for extra traction and stability around curves.

TRACTION TIRES

One or more of the driving wheels are fitted with rubber tires for extra pulling power and stability for hauling long strings of cars. Traction tires grip the rails, enhancing tractive effort.

2. SOUND AND SMOKE



RAILSOUNDS

Widely regarded as the industry standard, the impressive RailSounds sound system brings the real sounds of the railroad to your layout. From the mechanical symphony of the locomotives, to the commotion of the station, you will be impressed by the digitally recorded samples of these special and authentic sounds.

LEGACY REAL-TIME QUILLING WHISTLE/QUILLING HORN

Push up and ring the warning bell control button one ring at a time with your own rhythm signature! Pull down on the lever and the horn/whistle responds with increasing intensity. Like a real engineer, you develop your own signature sound, “quilling” the steam whistle or changing the harmonics and intensity of the diesel horn.

BRAKING SOUNDS

Press the BRAKE button on your CAB-1 or CAB-2 Remote Controller, or rapidly decrease your throttle and listen for the screeching of your locomotive's brakes.

START-UP AND SHUT-DOWN

Listen as the diesel engine turns over or the steam locomotive comes to life. You will also hear the sounds of the giant locomotive gradually fade away when you turn off power.

STEAM LET-OFF/BLOW-OFF

(LEGACY or TMCC required)

At the press of a button, your steam locomotive will replicate the sound of hot steam being released from the cylinders.

DIESEL RPM

Throttle up your locomotive and listen as the locomotive's RPMs increase. While the RPM sounds automatically intensify with the speed of the engine and the power supplied to the track, you can also fine-tune the levels with your Remote Controller.

DYNACHUFF

A favorite feature among steam fans, DynaChuff is the varying intensity of the locomotive's chuffing, synchronized with the speed of the locomotive.

CREWTALK COMMUNICATION

(LEGACY or TMCC required for complete feature set)

This is radio communication inside your locomotive, caboose, and other cars. Operate several CrewTalk-equipped locomotives with CrewTalk-equipped rolling stock, and you will find that these messages are sequenced to sound as though personnel stationed at different parts of the train are radioing each other.

TOWERCOM ANNOUNCEMENTS

(LEGACY or TMCC required for complete feature set)

“You're clear for departure.” Locomotives equipped with TowerCom feature a specialized announcement or announcements from the tower to your locomotive.

STATIONSOUNDS

With a StationSounds-equipped passenger car, you will hear the station's loudspeaker announce arrivals and departures. En route, the conductor makes dining reservations and station stop announcements.

SMOKE

Fan-driven smoke units provide a steady flow of smoke, and puffing smoke units create short blasts of smoke as the locomotive moves along the track. For the most realistic smoke effects, synchronized smoke units coordinate the blasts of smoke with the revolution of the drivers and the DynaChuff sounds of the locomotive.



At Lionel, we are proud to present the finest, most advanced locomotives—powerful models with tried-and-true performance and cutting-edge technology. Over the years, we have revolutionized this great hobby with advances in locomotive traction, train operation, and on-board sounds. Use this guide to learn about the incredible features offered by Lionel locomotives.

3. ILLUMINATION

DIRECTIONAL LIGHTING

When in reverse, Command Control equipped diesel locomotive headlights will shut off. The rear light or headlight of a second diesel will then illuminate. In Command Control equipped steam locomotives, the headlight remains illuminated in forward or reverse operation. Additionally in reverse, the tender back-up light will shine on tenders equipped with that feature.

CLASSIFICATION LIGHTS AND MARKER LIGHTS

Classification lights are located on the boiler front or top of some steam locomotives, while marker lights are on the rear of some steam locomotive tenders. These lights are also located on the ends of some diesel locomotives.

LIGHTED NUMBER BOARDS

Brightly illuminated, the locomotive's unique road number is displayed on the boiler top of some steam locomotives and on the ends of some diesel locomotives.

STROBE LIGHT

This flashing warning light is located on the cab roof of some diesel locomotives.

DITCH LIGHTS

These low-mounted lights serve as close-range secondary headlights on some diesel locomotives.

GROUND LIGHTS

These low mounted lights are located below the cab on the sides of some diesels. They face downward toward the ground to help drivers gauge diesel movement at slow speeds.

GLOWING FIREBOX AND FLICKERING FIREBOX

A red glow steadily emanates from the firehole inside of the cab of Lionel steam locomotives equipped with the glowing firebox. Steam locomotives equipped with a flickering firebox create the illusion of a live fire "flickering" within.

VARIABLE ASHPAN GLOW

Start up a Lionel steam locomotive equipped with this feature and look for a red glow on the outside of the locomotive between the ashpan and firebox. As speed increases, the light grows brighter, simulating the increased draft onto the fire.

SOME LIONEL BASICS

GAUGE

On the real railroads as well as toy trains, gauge refers to the distance between the outside rails of the track. Lionel O gauge track systems—which include O, O-27, and FasTrack—all measure 1 1/4" between the outer rails. Any O gauge car or locomotive can ride on Lionel O gauge track, as long as the curve track used on your layout can accommodate your particular cars (see Minimum Curve section below).

Lionel G gauge track, which is wider than O gauge, supports G gauge cars and locomotives. Lionel S gauge track is narrower than O, and supports American Flyer and other S gauge cars.

SCALE

Scale measures the relationship between a model and the real thing. Most Lionel cars generally measure about 1:48 scale. This relationship is approximate for the Lionel Traditional line of cars and locomotives, which typically can run on layouts with tight curves (like O-27 or O-31). Lionel Standard O freight cars and engines, which are made to be as exact as possible to 1:48 scale, oftentimes require a wider minimum curve, such as O-36 or more.

MINIMUM CURVE

This measurement is very useful in purchasing track, locomotives, and rolling stock that are compatible with one another. For example, assemble O-72 curved track into a circle and you will have a 72" diameter layout. Assemble O-31 curved track into a circle, and you will have a layout 31" in diameter.

A locomotive with a Minimum Curve requirement of O-31 will run on a layout with O-72 curves, but a locomotive with a Minimum Curve requirement of O-72 will not run on a layout with O-31 curves.

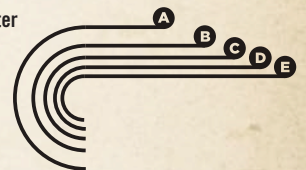
TRADITIONAL vs. STANDARD O

Lionel O gauge locomotives and rolling stock are divided into two basic categories—Traditional and Standard O. Both lines are O gauge and can be run together if Minimum Curve requirements allow. Generally, the difference is a matter of size and consistent proportions. Traditional locomotives are sized for Traditional Rolling Stock, and Standard O locomotives are sized for Standard O Rolling Stock. Some other distinguishing features of each category are listed below.

RECOMMENDED MINIMUM CURVE

Lionel locomotives and rolling stock are thoroughly tested to determine their Minimum Curve requirement. In some cases, a Lionel car or locomotive may be able to easily negotiate most, but not all, possible track configurations for that Minimum Curve. For these products, a Recommended Minimum Curve is also given. This larger measurement allows for all combinations of Lionel track and switches.

	Curves	Diameter
A	O 72	72"
B	O 54	54"
C	O 36	36"
D	O 31	31"
E	O 27	27"



LIONEL TRADITIONAL

- Based on classic Lionel designs
- Approximate scale proportions
- Perfect additions to Lionel ready-to-run train sets
- Can run on any O gauge track curve, even O-27 (unless noted otherwise)

LIONEL STANDARD O

- Accurate reproductions of rolling stock and locomotives
- Scale proportions
- Super-detailed with many separately applied parts
- Check the Minimum Curve requirement for each car or locomotive



Standard O Scale | STEAM



ATLANTIC STEAM LOCOMOTIVES

CONVENTIONAL 4-4-2 ATLANTIC STEAM LOCOMOTIVES

A mainstay passenger engine for decades, the 4-4-2 steam locomotive was the perfect turn-of-the-century engine for quick travel. The stable, two-wheel trailing truck on the 4-4-2 Atlantic allowed for a larger firebox, increasing horsepower and speed compared to earlier steam locomotives. Ultimately, more powerful engines such as 4-6-2's replaced the smaller Atlantics, ushering in a new era of heavy-duty steam locomotives. In their heyday, close to 2,000 Atlantic engines operated on North American railroads. For 2011, Lionel offers four affordable conventional versions.

- Transformer controlled forward, neutral, and reverse operation
- Synchronized fan-driven smoke unit
- Conventional **RailSounds** sound system

- Realistic separately applied coal load
- Powerful maintenance-free motor with momentum flywheel
- Die-cast metal locomotive body, frame, and pilot
- Magnetic coupler on rear of tender
- Traction tires
- Die-cast metal tender body and trucks
- Select separately applied details
- Opening tender water hatch for easy access to sound controls
- Engineer figure
- Minimum Curve 0-31
- Length: 18 1/2"

A. 6-11315 Pennsylvania-Reading Seashore **\$549.99**

B. 6-11316 Pennsylvania **\$549.99**

C. 6-11318 Canadian National **\$549.99**

D. 6-11317 Southern **\$549.99**

CONVENTIONAL
LOCOMOTIVES

ALL ITEMS
NEW

RAILSOUNDS

A.





B.



C.



D.





2-6-0 MOGUL STEAM LOCOMOTIVES

2-6-0 MOGUL STEAM LOCOMOTIVES

Although the wheel arrangement was first developed in the mid-19th century, the 2-6-0 Mogul type ran on North American rails through the 1950s, hauling light passenger and freight consists and performing switching duties. Moguls were especially popular in branchline service where lighter rail and tight clearances restricted the use of larger, more "modern" motive power. Operated using nothing more than your standard Lionel transformer, these scale-sized Lionel steamers can negotiate tight O-31 curves, making them versatile enough to handle just about any O gauge layout.

- Transformer controlled forward, neutral, and reverse operation
- Synchronized fan-driven smoke unit
- Conventional **RailSounds** sound system
- Realistic separately applied coal load
- Powerful maintenance-free motor with momentum flywheel

- Die-cast metal locomotive body, frame, and pilot
- Magnetic coupler on rear of tender
- Traction tires
- Die-cast metal tender body and trucks
- Select separately applied details
- Opening tender water hatch for easy access to sound controls
- Engineer figure
- Minimum Curve: O-31
- Length: 16"

A. 6-11270 Great Northern \$549.99

B. 6-11272 AT&SF \$549.99

C. 6-11290 Bethlehem Steel \$549.99

D. 6-11268 Strasburg \$549.99

ALL ITEMS
NEW

A



RAILSOUNDS

CONVENTIONAL
LOCOMOTIVES



B



C



D



USRA 0-8-0 SWITCHERS

"YARD GOATS"

The USRA 0-8-0 performed switching duties and hauled short branchline trains on rails in every part of the country. Requiring only an O-31 minimum radius, the variety of roadname offerings and control features make it easy to find the right switcher for your layout.

Conventional Locomotives Feature

- Transformer controlled forward, neutral, and reverse operation
- Synchronized fan-driven smoke unit
- Conventional **RailSounds** sound system
- Realistic separately applied coal load
- Powerful maintenance-free motor with momentum flywheel
- Die-cast metal locomotive body, frame, and pilot
- Front and rear magnetic couplers
- Traction tires
- Die-cast metal tender body and trucks
- Opening tender water hatch for easy access to sound controls
- Select separately applied details

- Opening cab roof hatch
- Engineer figure

LEGACY Locomotives Feature

- **LEGACY Control System** equipped – able to run in LEGACY Control mode, in TrainMaster Command Control mode, or in Conventional mode with a standard transformer
- **Odyssey II Speed Control** with On/Off switch
- **LEGACY RailSounds** system featuring:
 - CrewTalk dialog and TowerCom announcements, each with different scenarios depending on whether the locomotive is in motion or stopped
 - DynaChuff synchronized with 32 levels of intensity as the locomotive gains speed
 - LEGACY "Real-Time Quilling Whistle" control with instant response for realistic signature 'quilling' and correctly timed warning signals
 - Single hit or continuous mechanical bell sounds

- Powerful maintenance-free motor with momentum flywheel
- **Wireless Tether** connection between locomotive and tender
- Front and rear **ElectroCouplers**
- Directional lighting including operating headlight and back-up light on rear of tender
- Illuminated classification lights on the front of locomotive
- Traction tires
- Interior illumination in cab
- Die-cast metal locomotive body, pilot, and frame
- Die-cast metal tender body and trucks
- High level of separately applied metal details
- Separately applied builder's plates
- Authentically detailed cab interior
- Glowing firebox in cab
- Cab glass windows
- Engineer and fireman figures
- Minimum Curve: O-31
- Length: 18 1/4"

- A. 6-11247** Erie #121
LEGACY **\$699.99**
- 6-11248** Erie #127
Conventional **\$549.99**
(not shown)
- B. 6-11249** Louisville & Nashville
#2119 LEGACY **\$699.99**
- 6-11250** Louisville & Nashville
#2121 Conventional **\$549.99**
(not shown)
- C. 6-11274** Missouri-Kansas-Texas
#46 LEGACY **\$699.99**
- 6-11275** Missouri-Kansas-Texas
#51 Conventional **\$549.99**
- D. 6-11251** Pere Marquette #1300
LEGACY **\$699.99**
- 6-11252** Pere Marquette #1307
Conventional **\$549.99**
(not shown)

A



B





ALL ITEMS
NEW

LEGACY AND
CONVENTIONAL
VERSIONS
AVAILABLE

C



D



TWO-TRUCK SHAYS

TWO-TRUCK SHAY LOCOMOTIVES

Realizing that conventional locomotives tore up the track even though they were lighter than the heavy log cars they pulled, Civil War veteran Ephraim Shay invented the geared locomotive and looked to the production capabilities of Lima Machine Works, which later became Lima Locomotive Works. Lima would go on to build 2,770 Shays, continually improving the design.

The famed two-truck version is represented here in four road names with either conventional or LEGACY operation.

Conventional Locomotives Feature

- Transformer controlled forward, neutral, and reverse operation
- Synchronized fan-driven smoke unit
- Conventional RailSounds sound system
- Realistic separately applied coal load
- Powerful maintenance-free motor with momentum flywheel
- Die-cast metal locomotive body, frame, and pilot
- Select separately applied details
- Front and rear magnetic couplers
- Traction tires
- Volume control located under removable coal bunker

- Opening cab roof hatch
- Engineer figure

LEGACY Locomotives Feature

- LEGACY Control System equipped – able to run in LEGACY Control mode, in TrainMaster Command Control mode, or in Conventional mode with a standard transformer
- Odyssey II Speed Control with On/Off switch
- LEGACY RailSounds system featuring:
 - CrewTalk dialog and TowerCom announcements, each with different scenarios depending on whether the locomotive is in motion or stopped
 - DynaChuff synchronized with 32 levels

of intensity as the locomotive gains speed

-LEGACY "Real-Time Quilling Whistle" control with instant response for realistic signature quilling and correctly timed warning signals

-Single hit or continuous mechanical bell sounds

- Powerful maintenance-free motor with momentum flywheel
- Front and rear ElectroCouplers
- Directional lighting including operating headlight and back-up light on rear of tender



ALL ITEMS
NEW

LEGACY AND
CONVENTIONAL
VERSIONS
AVAILABLE

RAILSOUNDS


- Traction tires
- Interior illumination in cab
- Die-cast metal locomotive body, pilot, and frame
- High level of separately applied metal details
- Separately applied builder's plates
- Authentically detailed cab interior
- Glowing firebox in cab
- Cab glass windows
- Engineer and fireman figures
- Minimum Curve: 0-31
- Length: 13 1/2"

- A. 6-11235** West Side Lumber #5
LEGACY **\$899.99**
- 6-11236** West Side Lumber #6
Conventional **\$749.99**
(not shown)
- B. 6-11297** P. Bunyan Lumber #18
LEGACY **\$899.99**
- 6-11298** P. Bunyan Lumber #23
Conventional **\$749.99**
(not shown)
- C. 6-11239** Merrill & Ring Lumber #4
LEGACY **\$899.99**
- 6-11240** Merrill & Ring Lumber #3
Conventional **\$749.99**
(not shown)
- D. 6-11233** Pennsylvania Power & Light #1
LEGACY **\$899.99**
- 6-11234** Pennsylvania Power & Light #2
Conventional **\$749.99**
(not shown)

SKELETON LOG CARS

- Die-cast metal bodies
- Authentically detailed brake rigging and air cylinder
- Removable realistic simulated wood log attached to each car with two metal chains
- Unique road number on each car
- Minimum Curve: 0-31
- Length: 9"

- E. 6-27825** West Side Lumber **\$69.99**
F. 6-27835 P. Bunyan Lumber **\$69.99**
G. 6-27863 Merrill & Ring Lumber **\$69.99**





2-8-2 MIKADO STEAM LOCOMOTIVES

2-8-2 MIKADO STEAM LOCOMOTIVES

First used on Japanese railways in the early 1900s, the Mikado steam locomotive became one of the principal freight locomotives of North America.

The excellent starting tractive effort of these 2-8-2 steam locomotives made them great fast-speed haulers of heavy freight, securing them a place of importance on American railways.

Both Conventional and LEGACY versions of these locomotives are available.

Conventional Locomotives Feature

- Transformer controlled forward, neutral, and reverse operation
- Synchronized fan-driven smoke unit
- Conventional RailSounds sound system
- Realistic separately applied coal load
- Powerful maintenance-free motor with momentum flywheel
- Die-cast metal locomotive body, frame, and pilot
- Magnetic coupler on rear of tender
- Traction tires
- Die-cast metal tender body and trucks
- Select separately applied details
- Opening tender water hatch for easy access to sound controls
- Opening cab roof hatch
- Engineer figure

LEGACY Locomotives Feature

- **LEGACY Control System** equipped – able to run in LEGACY Control mode, in TrainMaster Command Control mode, or in Conventional mode with a standard transformer
- **Odyssey II Speed Control** with On/Off switch
- **LEGACY RailSounds** system featuring:
 - CrewTalk dialog and TowerCom announcements, each with different scenarios depending on whether the locomotive is in motion or stopped
 - DynaChuff synchronized with 32 levels of intensity as the locomotive gains speed
 - LEGACY “Real-Time Quilling Whistle” control with instant response for realistic signature ‘quilling’ and correctly timed warning signals
 - Single hit or continuous mechanical bell sounds
- Powerful maintenance-free motor with momentum flywheel
- **Wireless Tether** connection between locomotive and tender
- **ElectroCoupler** on rear of tender
- Directional lighting including operating headlight and back-up light on rear of tender
- Illuminated classification lights on the front of locomotive
- Traction tires

- Interior illumination in cab
- Die-cast metal locomotive body, pilot, and trucks
- Die-cast metal tender body and trucks
- High level of separately applied metal details
- Separately applied builder's plates
- Authentically detailed cab interior
- Glowing firebox in cab
- Cab glass windows
- Engineer and fireman figures
- Minimum Curve: 0-42
- Length: 20 3/4"

A. 6-11278 Western Pacific #322
LEGACY **\$899.99**

6-11279 Western Pacific #327
Conventional **\$749.99**
(not shown)

B. 6-11280 Baltimore & Ohio #4507
LEGACY **\$899.99**

6-11281 Baltimore & Ohio #451
Conventional **\$749.99**
(not shown)

C. 6-11286 Rock Island #2302
LEGACY **\$899.99**

6-11287 Rock Island #2305
Conventional **\$749.99**
(not shown)



D. 6-11288 Texas & Pacific #552
LEGACY **\$899.99**

6-11289 Texas & Pacific Mikado #557
Conventional **\$749.99**
(not shown)

RAILSOUNDS


LEGACY AND
CONVENTIONAL
VERSIONS
AVAILABLE

ALL ITEMS
NEW







A



B



C



D



K4 PACIFIC

K4 PACIFIC LOCOMOTIVES

The premier passenger locomotives of the Pennsylvania Railroad, K4 steamers kept pace with the larger locomotives of the competition for almost four decades. New for 2011, the K4s are offered in the original Prewar and modified Postwar versions, as distinguished by the construction of the pilot.

Both conventional and LEGACY versions are available to satisfy every budget.

Conventional Locomotives Feature

- Transformer controlled forward, neutral, and reverse operation
- Synchronized fan-driven smoke unit
- Conventional **RailSounds** sound system
- Realistic separately applied coal load
- Powerful maintenance-free motor with momentum flywheel
- Die-cast metal locomotive body, frame, and pilot
- Front and rear magnetic couplers
- Traction tires
- Select separately applied details
- Die-cast metal tender body and trucks
- Opening tender water hatch for easy access to sound controls
- Opening cab roof hatch
- Engineer figure

LEGACY Locomotives Feature

- **LEGACY Control System** equipped — able to run in LEGACY Control mode, in TrainMaster Command Control mode, or in Conventional mode with a standard transformer
- **Whistle smoke steam effect**
- **Odyssey II Speed Control** with On/Off switch
- **LEGACY RailSounds** system featuring:
 - CrewTalk dialog and TowerCom announcements, each with different scenarios depending on whether the locomotive is in motion or stopped
 - DynaChuff synchronized with 32 levels of intensity as the locomotive gains speed
 - LEGACY "Real-Time Quilling Whistle" control with instant response for realistic signature 'quilling' and correctly timed warning signals
 - Single hit or continuous mechanical bell sounds
- Powerful maintenance-free motor with momentum flywheel
- **Wireless Tether** connection between locomotive and **ElectroCoupler** on rear of tender
- Dual powerful maintenance-free motors
- Directional lighting including operating headlight and back-up light on rear of tender
- Illuminated classification lights on the front of locomotive
- Traction tires

- Interior illumination in cab
- Die-cast metal locomotive body, pilot, and trucks
- Die-cast metal tender body and trucks
- Separately applied metal details
- High level of separately applied builder's plates
- Authentically detailed cab interior
- Glowing firebox in cab
- Cab glass windows
- Engineer and fireman figures
- Minimum Curve: 0-54
- Length: 21"

- A. 6-11264** Pennsylvania K4 #1361 LEGACY **\$899.99**
6-11265 Pennsylvania K4 #1330 LEGACY **\$899.99**
 (not shown)
6-11266 Pennsylvania K4 #1361 Conventional **\$749.99**
 (not shown)
B. 6-11327 Pennsylvania K4 Prewar #3667
 LEGACY **\$899.99**
6-11328 Pennsylvania K4 Prewar #3672
 LEGACY **\$899.99** (not shown)
6-11329 Pennsylvania K4 Prewar #3678
 Conventional **\$749.99** (not shown)

ALL ITEMS
NEW
THIS PAGE

LEGACY AND
CONVENTIONAL
VERSIONS
AVAILABLE

WHISTLE
SMOKE STEAM
EFFECT





S-3 NORTHERN 4-8-4 STEAM LOCOMOTIVES

S-3 NORTHERN 4-8-4 STEAM LOCOMOTIVES

For the first time ever, Lionel presents the pride of the Milwaukee Road!

Preserving some of the fond memories of railroad steam trains, road number 261 stands proud and ready to roll. This magnificent 4-8-4 Northern style locomotive and beautiful complimentary coal tender exude both the history of a unique railroad and pure steam power. Now available in three road numbers, Lionel fully salutes the historical significance of this fan favorite.

Painstakingly painted and designed as tributes to the modern excursion train #261 and to the original Milwaukee Road #265 and #267, these highly respected heroes of the Midwest and Western lines are exquisitely proportioned and can now cruise right into your livery.

Match any of the three road numbers to the Milwaukee Road 18" Passenger Car 4-Pack and the add-on 2-Pack also being offered on pages 68-69, for incredible railroading realism and fun!

ALL NEW TOOLING !

- Separate scale wheeled pilot truck included
- **LEGACY Control System** equipped – able to run in

LEGACY Control mode, in TrainMaster Command Control mode, or in Conventional mode with a standard transformer

- **Odyssey II Speed Control** with On/Off switch
- **Realistic steam chest cylinder steam effects**
- **LEGACY RailSounds** sound system featuring:
 - Crewtalk dialog and TowerCom announcements, each with different scenarios depending on whether the locomotive is in motion or stopped
 - Six official railroad speeds with CrewTalk dialog
 - DynaChuff synchronized chuffing that shifts through 15 levels of intensity as the locomotive gains speed
 - LEGACY Real-Time 'Quilling Whistle' control with instant response for realistic signature 'quilling' and correctly timed warning signals
 - Single hit or continuous bell sound
 - Realistic horn sounds
 - Four chuffs per drive wheel revolution
- Dual Baby FatBoy speakers
- Powerful maintenance-free motor with momentum flywheel
- **NEW First Time Feature** – Self-Adjust Drawbar keeps locomotive and tender closer in straight areas but


automatically adjusts or expands for smoother curve operation

- **Wireless Tether** connection between locomotive and tender
- **ElectroCoupler** on rear of tender
- Operating headlight and marker lights
- Directional lighting
- Cab light
- Mars light
- Variable ashpan glow
- Flickering firebox
- External horn behind bell
- Detailed cab interior
- High level of separately applied metal details
- Traction tire
- Window glass
- Engineer/Fireman figures
- Realistic looking coal in tender
- Minimum Curve: 0-54
- Length: 28"

A. 6-11229 Milwaukee Road #261 \$994.99

6-11230 Milwaukee Road #267 \$994.99 (not shown)

B. 6-11312 Milwaukee Road #265 \$994.99




**REALISTIC
STEAM CHEST
CYLINDER
EFFECTS**

**SELF-ADJUST-
ING DRAWBAR
SYSTEM**

**MARS LIGHT
AND HORN**

**NEW ROAD
NUMBER**



2-10-4 STEAM LOCOMOTIVES

THE TEXAS-TYPE

This version of the 2-10-4 owes its design to the pooled efforts of the C&O, NKP, Erie and Pere Marquette railroads, which formed a group named the Advisory Mechanical Committee. This group's assignment was to design locomotives that best met the C&O's requirement to handle high tonnage. They developed a locomotive that could handle 160-car, 13,500-ton consists virtually single-handedly!

In 1942, the Pennsylvania Railroad, under increasing wartime pressure, desperately required new locomotive power to meet the nation's urgent needs. With government restrictions barring the design of new locomotives, the Pennsylvania Railroad went searching for an existing locomotive that met its requirements. PRR borrowed a C&O 2-10-4, put it to the test, and by

December, the PRR's Altoona Shops had begun production of 125 of these landmark locomotives.

For 2011, the Lionel 2-10-4 is available in C&O and Pennsy liveries, as well as Nickel Plate, Erie, and Pere Marquette to honor its design heritage.

- **LEGACY Control System** equipped – able to run in LEGACY Control mode, in TrainMaster Command Control mode, or in Conventional mode with a standard transformer
- **Realistic steam chest cylinder steam effects**
- **Odyssey II Speed Control** with On/Off switch
- **LEGACY RailSounds** system featuring:
 - CrewTalk dialog and TowerCom announcements, each with different scenarios depending on whether the locomotive is in motion or stopped
 - DynaChuff synchronized with 32 levels of intensity as the locomotive gains speed

- LEGACY "Real-Time Quilling Whistle" control with instant response for realistic signature 'quilling' and correctly timed warning signals

- Single hit or continuous mechanical bell sounds

- Powerful maintenance-free motor with momentum flywheel
- **Wireless Tether** connection between locomotive and tender
- **ElectroCoupler** on rear of tender
- Directional lighting including operating headlight and back-up light on rear of tender
- Illuminated classification lights on the front of locomotive
- Traction tires
- Interior illumination in cab
- Die-cast metal locomotive body, pilot, and trucks
- Die-cast metal tender body and trucks
- High level of separately applied metal details
- Separately applied builder's plates

- Authentically detailed cab interior
- Glowing firebox in cab
- Cab glass windows
- Engineer and fireman figures
- Minimum Curve: 0-72
- Length: 29"

A. 6-11300 Pennsylvania #6479 \$1,299.99

6-11301 Pennsylvania #6498 \$1,299.99 (not shown)

B. 6-11303 Chesapeake & Ohio #3011 \$1,299.99

6-11304 Chesapeake & Ohio #3025 \$1,299.99 (not shown)

C. 6-11306 Nickel Plate Road #801 \$1,299.99


D. 6-11308 Erie #3405 \$1,299.99

E. 6-11310 Pere Marquette #1241 \$1,299.99



CYLINDER
STEAM
EFFECT

ALL ITEMS
NEW





SCALE MOTORIZED UNITS

EARLY ERA INSPECTION VEHICLES

These handsome cars are made of die-cast metal, come equipped with working headlights and front cowcatcher, and can operate on layout curves as tight as 0-27. Realistic and fun too, Lionel now offers inspection vehicles in two additional paint schemes – New York Central and Southern.

- **Command Control** equipped – able to run in Command Control Mode or in Conventional Transformer Control Mode
- Forward and reverse operation
- Powerful maintenance-free motor
- Standard O scale model operates on 0-27 curves

- Operates in forward, neutral, and reverse
- Detailed die-cast metal body and frame
- Operating headlights
- Minimum Curve: 0-27
- Length: 5 1/2"

A. 6-28470 New York Central \$129.99

B. 6-28472 Southern \$129.99

C. 6-28475 Union Pacific \$129.99

D. 6-28476 Illinois Central \$129.99

4850TM TRACKMOBILE®



Lionel is now offering a 1:48th scale Trackmobile in two roadnames – CP Rail and New York Central. This high-quality die-cast metal vehicle features Command Control and two ElectroCouplers, allowing you to quickly couple, uncouple, move, and switch cars around at any point on your layout!

- **Command Control** equipped – able to run in Command Control Mode or in Conventional Transformer Control Mode
- Maintenance-free motor
- Die-cast metal body
- Front and rear **ElectroCouplers**

- Interior lighting
- Directional headlights and rear lights
- Realistic interior cab details
- Driver figure
- Window inserts
- 1:48 Scale
- Minimum Curve: 0-27
- Length: Approx. 6"

E. 6-28450 Canadian Pacific \$299.99

F. 6-28455 New York Central \$299.99



GP-7 DIESEL LOCOMOTIVES

CLASSIC EMD POWER

Produced from 1949 to the mid-1950s, more than 2,500 prototype EMD GP7 locomotives hauled freight across North America. Available in two roadnames, the classic GP7 comes fully equipped with the LEGACY Control System.

- **LEGACY Control System** equipped – able to run in LEGACY Control mode, in TrainMaster Command Control mode, or in Conventional mode with a standard transformer
- **Odyssey II Speed Control** with On/Off switch

• LEGACY RailSounds sound system featuring:


- CrewTalk dialog and TowerCom announcements, each with different scenarios depending on whether the locomotive is in motion or stopped
- Six official railroad speeds with CrewTalk dialog
- Eight diesel RPM levels
- LEGACY “Real-Time Quilling Horn” control with instant response for realistic signature “quilling” and correctly timed warning signals
- Single hit or continuous mechanical bell sounds

- Front and rear **ElectroCouplers**
- Dual powerful maintenance-free motors with momentum flywheels
- Refined Conventional Transformer Control Mode with lower starting speeds
- Traction tires
- Fan-driven smoke unit
- Adjustable smoke output
- Directional lighting including LED headlights
- Operating marker lights
- Illuminated number boards
- Illuminated cab interior
- Die-cast metal trucks, pilot, and fuel tank

- Metal frame
- Separately applied metal details
- Engineer and conductor figures
- Minimum Curve: 0-31
- Length: 14 1/4”

A. 6-28596 Erie #1210 **\$449.99**

B. 6-28361 Western Maryland #21 **\$449.99**



ALCO DIESEL SWITCHERS

S-2 DIESEL SWITCHER

ALCO diesel switchers proved dependable freight yard mainstays for decades. Each scale-sized Lionel S-2 switcher includes a unique dual drivetrain system that sends power to each truck from a single motor for maximum tractive effort. These S-2 switchers even feature fixed pilots just like the prototype.

For each road name, two LEGACY units are available, as well as more affordable conventional and non-powered units.

Non-powered Units Feature

- Die-cast metal locomotive body, frame, and pilot
- Front and rear magnetic couplers

Conventional Units Feature

- Transformer controlled forward, neutral, and reverse operation
- Conventional RailSounds sound system
- Powerful maintenance-free motor with momentum flywheel
- Die-cast metal trucks, pilots, and fuel tank
- Front and rear magnetic couplers
- Traction tires
- Lighted number boards (via headlight)
- Engineer figure

LEGACY Units Feature

- **LEGACY Control System** equipped – able to run in LEGACY Control mode, in TrainMaster Command Control mode, or in Conventional mode with a standard transformer
- **Odyssey II Speed Control** with On/Off switch
- **LEGACY RailSounds** sound system featuring:
 - CrewTalk dialog and TowerCom announcements, each with different scenarios depending on whether the locomotive is in motion or stopped
 - Six official railroad speeds with CrewTalk dialog
 - Eight diesel RPM levels
 - LEGACY “Real-Time Quilling Horn” control with instant quilling and correctly timed warning signals
 - Single hit or continuous mechanical bell sounds
- Front and rear **ElectroCouplers**
- Powerful maintenance-free motor with momentum flywheel
- Refined Conventional Transformer Control Mode with lower starting speeds
- Traction tires
- Fan-driven smoke unit
- Adjustable smoke output
- Directional lighting including LED headlights
- Operating marker lights

- Illuminated number boards
- Die-cast metal trucks, pilot, and fuel tank
- Metal frame
- High level of separately applied metal details
- Engineer and conductor figures
- Minimum Curve: 0-31
- Length: 12 1/4"

A. 6-38484 Southern #2209 LEGACY \$479.99

6-38485 Southern #2211 LEGACY \$479.99 (not shown)

6-38486 Southern #2215 Conventional \$359.99 (not shown)

6-38487 Southern #2218 Non-Powered \$219.99 (not shown)

B. 6-38480 New York Central #8504 LEGACY \$479.99

6-38481 New York Central #8507 LEGACY \$479.99 (not shown)

6-38482 New York Central #8514 Conventional \$359.99 (not shown)

6-38483 New York Central #8521 Non-Powered \$219.99 (not shown)

C. 6-38472 Chesapeake & Ohio #5001 LEGACY \$479.99

6-38473 Chesapeake & Ohio #5505 LEGACY \$479.99 (not shown)

6-38474 Chesapeake & Ohio #5020 Conventional \$359.99 (not shown)

6-38475 Chesapeake & Ohio #5027 Non-Powered \$219.99 (not shown)

D. 6-38488 Mopac #9108 LEGACY \$479.99

6-38489 Mopac #9113 LEGACY \$479.99 (not shown)

6-38490 Mopac #9116 Conventional \$359.99 (not shown)

6-38491 Mopac #9131 Non-Powered \$219.99 (not shown)



LEGACY AND
CONVENTIONAL
VERSIONS
AVAILABLE

NON-POWERED
VERSIONS ALSO
AVAILABLE

RAILSOUNDS

ALL ITEMS
NEW



H16-44 DIESEL LOCOMOTIVE

F-M POWER

The Fairbanks-Morse H16-44 utilized the company's highly reliable eight-cylinder, opposed piston diesel engine that was made famous on American submarines during World War II.

For each road name, two LEGACY units are available, as well as more affordable conventional and non-powered units.

Non-powered Locomotives Feature

- Die-cast metal locomotive body, frame, and pilot
- Front and rear magnetic couplers

Conventional Locomotives Feature

- Transformer controlled forward, neutral, and reverse operation
- Powerful maintenance-free motor with momentum flywheel
- Conventional RailSounds sound system
- Die-cast metal trucks, fuel tank, and pilot
- Metal frame
- Traction tires
- Lighted number boards (via headlight)
- Select separately applied details
- Front and rear magnetic couplers
- Engineer figure

LEGACY Locomotives Feature

- **LEGACY Control System** equipped – able to run in LEGACY Control mode, in TrainMaster Command Control mode, or in Conventional mode with a standard transformer
- **Odyssey II Speed Control** with On/Off switch
- **LEGACY RailSounds** sound system featuring:
 - CrewTalk dialog and TowerCom announcements, each with different scenarios depending on whether the locomotive is in motion or stopped

- Six official railroad speeds with CrewTalk dialog
- Eight diesel RPM levels
- LEGACY “Real-Time Quilling Horn” control with instant quilling and correctly timed warning signals
- Single hit or continuous mechanical bell sounds

- Front and rear ElectroCouplers
- Dual powerful maintenance-free motors with momentum flywheels
- Refined Conventional Transformer Control Mode with lower starting speeds
- Traction tires
- Fan-driven smoke unit
- Adjustable smoke output
- Directional lighting including LED headlights
- Operating marker lights
- Illuminated number boards
- Die-cast metal trucks, pilot, and fuel tank
- Metal frame
- High level of separately applied metal details
- Engineer and conductor figures
- Minimum Curve: 0-31
- Length: 15”

A. 6-38444 PRR #8807 LEGACY \$499.99

6-38445 PRR #8810 LEGACY \$499.99 (not shown)

6-38446 PRR #8812 Conventional \$379.99 (not shown)

6-38447 PRR #8815 Non-Powered \$239.99 (not shown)

B. 6-38432 Missouri-Kansas-Texas #1591 LEGACY \$499.99

6-38433 Missouri-Kansas-Texas #1731 LEGACY \$499.99 (not shown)

6-38434 Missouri-Kansas-Texas #1732 Conventional \$379.99 (not shown)

6-38435 Missouri-Kansas-Texas #1733 Non-Powered \$239.99 (not shown)

C. 6-38436 Long Island #1501 LEGACY \$499.99

6-38437 Long Island #1504 LEGACY \$499.99 (not shown)

6-38438 Long Island #1507 Conventional \$379.99 (not shown)

6-38439 Long Island #1509 Non-Powered \$239.99 (not shown)

D. 6-38440 U.P. #1341 LEGACY \$499.99

6-38441 U.P. #1342 LEGACY \$499.99 (not shown)

6-38442 U.P. #1343 Conventional \$379.99 (not shown)

6-38443 U.P. #1344 Non-Powered \$239.99 (not shown)

RAILSOUNDS

NON-POWERED
VERSIONS ALSO
AVAILABLE

LEGACY AND
CONVENTIONAL
VERSIONS
AVAILABLE





ALL ITEMS
NEW

B



C



D

GP-30 DIESEL

GP-30 DIESEL LOCOMOTIVES

Nearly 1,000 General Motors GP-30 diesels were built in the early 1960s, serving on rails across the country.

For each road name, two LEGACY units are available, as well as more affordable conventional and non-powered units.

Non-powered Locomotives Feature

- Die-cast metal locomotive body, frame, and pilot
- Front and rear magnetic couplers

Conventional Locomotives Feature

- Transformer controlled forward, neutral, and reverse operation
- Powerful maintenance-free motor with momentum flywheel

- Conventional RailSounds sound system
- Traction tires
- Lighted number boards (via headlight)
- Die-cast metal trucks, pilot, and fuel tank
- Metal frame
- Select separately applied details
- Front and rear magnetic couplers
- Engineer figure

LEGACY Locomotives Feature

- LEGACY Control System equipped – able to run in LEGACY Control mode, in TrainMaster Command Control mode, or in Conventional mode with a standard transformer
- Odyssey II Speed Control with On/Off switch

LEGACY RailSounds sound system featuring:

- CrewTalk dialog and TowerCom announcements, each with different scenarios depending on whether the locomotive is in motion or stopped
- Six official railroad speeds with CrewTalk dialog
- Eight diesel RPM levels
- LEGACY "Real-Time Quilling Horn" control with instant quilling and correctly timed warning signals
- Single hit or continuous mechanical bell sounds
- Front and rear **ElectroCouplers**
- Dual powerful maintenance-free motors with momentum flywheels
- Refined Conventional Transformer Control Mode with lower starting speeds

- Traction tires
- Fan-driven smoke unit
- Adjustable smoke output
- Directional lighting including LED headlights
- Operating marker lights
- Illuminated number boards
- Die-cast metal trucks, pilot, and fuel tank
- Metal frame
- High level of separately applied metal details
- Engineer and conductor figures
- Minimum Curve: 0-31
- Length: 14 1/4"



See page 62.



RAILSOUNDS

LEGACY AND
CONVENTIONAL
VERSIONS
AVAILABLE

A. 6-28388 ICG #2268 LEGACY \$499.99
(not shown)
6-28389 ICG #2271 LEGACY \$499.99
(not shown)
6-28394 ICG #2277 Conventional \$379.99
(not shown)
6-28395 ICG #2279
Non-Powered \$239.99
(not shown)
B. 6-28381 ATSF #1207 LEGACY \$499.99
6-28385 ATSF #1214 LEGACY \$499.99
(not shown)

6-28386 ATSF #2710 Conventional
\$379.99 (not shown)
6-28387 ATSF #2715
Non-Powered \$239.99
(not shown)
C. 6-34608 Lionelville & Western #1100
LEGACY \$499.99
6-34609 Lionelville & Western #1103
LEGACY \$499.99
(not shown)
6-34610 Lionelville & Western #1107
Conventional \$379.99
(not shown)

6-34611 Lionelville & Western #1112
Non-Powered \$239.99
(not shown)
D. 6-34604 Conrail #2178 LEGACY \$499.99
6-34605 Conrail #2180 LEGACY \$499.99
(not shown)
6-34606 Conrail #2182
Conventional \$379.99
(not shown)
6-34607 Conrail #2185
Non-Powered \$239.99
(not shown)

**NEW
ROADNAME**



See page 64.



**NON-POWERED
VERSIONS ALSO
AVAILABLE**

**ALL ITEMS
NEW**

U-BOAT DIESELS

GENERAL ELECTRIC "U-BOAT" DIESEL LOCOMOTIVES

General Electric's passenger U28Cs, winged U33Cs, and best-selling U30Cs are represented in a variety of road names. Equipped with LEGACY system electronics, each diesel locomotive is built to handle the toughest rail traffic on your layout.

- **LEGACY Control System** equipped — able to run in LEGACY Control mode, in TrainMaster Command Control mode, or in Conventional mode with a standard transformer

- **Odyssey II Speed Control** with On/Off switch
- **LEGACY RailSounds** sound system featuring:
 - CrewTalk dialog and TowerCom announcements, each with different scenarios depending on whether the locomotive is in motion or stopped
 - Six official railroad speeds with CrewTalk dialog
 - Eight diesel RPM levels
 - LEGACY "Real-Time Quilling Horn" control with instant quilling and correctly timed warning signals
 - Single hit or continuous mechanical bell sounds

- Front and rear **ElectroCouplers**
- Dual powerful maintenance-free motors with momentum flywheels
- Refined Conventional Transformer Control Mode with lower starting speeds
- Traction tires
- Fan-driven smoke unit
- Adjustable smoke output
- Directional lighting including LED headlights
- Operating marker lights
- Illuminated number boards
- Die-cast metal trucks, pilot, and fuel tank
- Metal frame
- High level of separately applied metal details
- Engineer and conductor figures

- A. 6-38415 U28C PRR #6531 **\$529.99**
- 6-38416 U28C PRR #6534 **\$529.99** (not shown)
- B. 6-38417 BN Bicentennial U30C #1776 **\$529.99**
- 6-38418 BN Bicentennial U30C #1777 **\$529.99** (not shown)
- C. 6-38419 Union Pacific U30C #2918 **\$529.99**
- 6-38420 Union Pacific U30C #2897 **\$529.99** (not shown)
- D. 6-38421 Northern Pacific U33C #3305 **\$529.99**
- 6-38422 Northern Pacific U33C #3307 **\$529.99** (not shown)
- E. 6-38423 Southern U30C #3801 **\$529.99**
- 6-38424 Southern U30C #3804 **\$529.99** (not shown)

ALL ITEMS
NEW



STROBE LIGHT





SD70ACe DIESELS

SD70ACe DIESELS

Both powerful and fuel-efficient, this Electro-Motive diesel has been an exceptionally successful engine in the modern era. The 4,300 h.p. SD70ACe brings a more environmentally friendly version of the SD70 diesel to all the major railroads.

For 2011, Lionel offers a brand new selection of LEGACY-equipped SD70ACe diesels. Union Pacific's Heritage Fleet George Bush #4141 incorporates graphic elements and colors from the Air Force One. And for engines that are totally original, the New Haven and the Frisco SD70ACe's are decorated to match classic paint schemes that were famous in earlier eras.

- **LEGACY Control System** equipped – able to run in LEGACY Control mode, in TrainMaster Command Control mode, or in Conventional mode with a standard transformer

- **Odyssey II Speed Control** with On/Off switch

- **LEGACY RailSounds** sound system featuring:

- CrewTalk dialog and TowerCom announcements, each with different scenarios depending on whether the locomotive is in motion or stopped
- Six official railroad speeds with CrewTalk dialog
- Eight diesel RPM levels
- LEGACY "Real-Time Quilling Horn" control with instant quilling and cor-

rectly timed warning signals

- Single hit or continuous mechanical bell sounds

- Front and rear **ElectroCouplers**

- Dual powerful maintenance-free motors with momentum flywheels

- Refined Conventional Transformer Control Mode with lower starting speeds

- Traction tires

- Fan-driven smoke unit

- Adjustable smoke output

- Directional lighting including LED headlights

- Operating marker lights

- Illuminated number boards

- Illuminated cab interior

- Oscillating ditch lights

- Ground lights

- Die-cast metal trucks, pilot, and fuel tank

- Metal frame

- High level of separately applied metal details

- Engineer and conductor figures

- Minimum Curve: 0-36

- Length: 17 1/2"

A. 6-34619 New Haven #8696 **\$549.99**

B. 6-34620 New Haven #8699 **\$549.99**

C. 6-34618 George Bush #4141 **\$549.99**

D. 6-34623 The Texas Special
#6340 **\$549.99**

E. 6-34624 The Texas Special
#6344 **\$549.99**




**LEGACY
RAILSOUNDS**

See page 62.



ALL ITEMS
NEW



SD70M-2 DIESELS

SD70M-2 DIESELS

Another variant of the SD70, EMD's SD70M-2 meets strict diesel locomotive emission standards on today's railroads. The first purchasers of these units included Norfolk Southern, Canadian National, and Florida East Coast.

- **LEGACY Control System** equipped – able to run in LEGACY Control mode, in TrainMaster Command Control mode, or in Conventional mode with a standard transformer
- **Odyssey II Speed Control** with On/Off switch
- **LEGACY RailSounds** sound system featuring:
 - CrewTalk dialog and TowerCom announcements, each with different scenarios depending on whether the locomotive is in motion or stopped
 - Six official railroad speeds with CrewTalk dialog
 - Eight diesel RPM levels
 - LEGACY "Real-Time Quilling Horn" control with instant quilling and correctly timed warning signals
 - Single hit or continuous mechanical bell sounds
- Front and rear **ElectroCouplers**
- Dual powerful maintenance-free motors with momentum flywheels
- Refined Conventional Transformer Control Mode with lower starting speeds
- Traction tires
- Fan-driven smoke unit
- Adjustable smoke output

- Directional lighting including LED headlights
- Operating marker lights
- Illuminated number boards
- Illuminated cab interior
- Oscillating ditch lights
- Ground lights
- Die-cast metal trucks, pilot, and fuel tank
- Metal frame
- High level of separately applied metal details
- Engineer and fireman figures
- Minimum Curve: 0-36
- Length: 17 1/2"

- A. 6-34612** Norfolk Southern #2658 **\$549.99**
- B. 6-34613** Norfolk Southern #2663 **\$549.99**
- C. 6-34614** Canadian National #8020 **\$549.99**
- D. 6-34615** Canadian National #8024 **\$549.99**
- E. 6-34616** Florida East Coast #101 **\$549.99**
- F. 6-34617** Florida East Coast #103 **\$549.99**





D



E



F

LEGACY
RAILSOUNDS

ALL ITEMS
NEW

CSX HERITAGE DIESELS

Lionel continues its tribute to the rich heritage of modern railroads with an all-new series of AC6000 diesel engines honoring CSX.

AC6000 DIESELS

CSX was one of the few railroads to purchase AC6000 diesels, and Lionel's new CSX Heritage diesels feature special decoration in honor of this railroad's fallen flags. These scale engines come fully equipped LEGACY Control, LEGACY Railsounds, and Odyssey II Speed Control. Offered in two separate road numbers for each roadname, this will be the only opportunity you'll have to obtain these special commemorative paint schemes.

- **LEGACY Control System** equipped — able to run in LEGACY Control mode, in TrainMaster Command Control mode, or in Conventional mode with a standard transformer
- **Odyssey II Speed Control** with On/Off switch

• LEGACY RailSounds system featuring:

- CrewTalk dialog and TowerCom announcements, each with different scenarios depending on whether the locomotive is in motion or stopped
- Six official railroad speeds with CrewTalk dialog
- Eight diesel RPM levels
- LEGACY "Real-Time Quilling Horn" control with instant quilling and correctly timed warning signals
- Single hit or continuous mechanical bell sounds
- Front and rear **ElectroCouplers**
- Dual powerful maintenance-free motors with momentum flywheels
- Refined Conventional Transformer Control Mode with lower starting speeds
- Traction tires
- Fan-driven smoke unit

- Adjustable smoke output
- Directional lighting including LED headlights
- Illuminated number boards
- Illuminated cab interior
- Oscillating ditch lights
- Ground lights
- Die-cast metal trucks, pilot, and fuel tank
- Die-cast metal frame
- Separately applied metal details
- High gloss pearlescent paint
- Engineer and fireman figures
- Minimum Curve: 0-42
- Length: 19 1/2"

A. 6-38403 CSX Heritage B&O
#6607 **\$549.99**

6-38404 CSX Heritage B&O
#7812 **\$549.99** (not shown)

B. 6-38407 CSX Heritage WM

#2652 **\$549.99**

6-38408 CSX Heritage WM

#2659 **\$549.99** (not shown)

C. 6-38411 CSX Heritage Family Lines

#4825 **\$549.99**

6-38412 CSX Heritage Family Lines

#4837 **\$549.99** (not shown)

See page 62.




RAILSOUNDS

See page 62.



ALL ITEMS
NEW

See page 62.



THE DD35A DIESEL LOCO

THE DOUBLE DIESEL LOCOMOTIVE

In 1963, the 5000 h.p., 88-foot DD35 by GM's Electro Motive Division was completed. This mammoth "double diesel" represented a significant turning point in railroading history as many railroads shifted out of the turbine era and committed more fully, to a modern age of diesel-electrics. Both Southern Pacific and Union Pacific purchased a number of the massive engines, and at Union Pacific's request, EMD redesigned the engine as a DD35A complete with a cab and a narrow nose at the front.

Now you have the opportunity to own one of the most unique engines ever offered in O gauge in some very special paint schemes. Joining the prototypical Union Pacific DD35A, three new DD35A roadnames are now added to the roster.

Realistically decorated, these "what-if" schemes show off in spectacular fashion how classic railroad decoration might

have looked on this special diesel. Fully equipped with the LEGACY Control System and LEGACY RailSounds, Lionel's DD35A provides top-tier operation and realism. For each road name, a non-powered unit is also available, featuring the same lighting, ElectroCouplers, and smoke output features as the powered unit.

All DD35As On Page Feature

- Front and rear **ElectroCouplers**
- Smoke output from two separate stacks
- Fan-driven smoke unit
- Adjustable smoke output in LEGACY Control or TMCC mode
- Directional lighting, including LED head lights and operating marker lights
- Illuminated number boards
- Illuminated cab interior
- Die-cast metal trucks, pilot, and fuel tank
- Die-cast metal frame
- Separately applied metal details
- Engineer and conductor figures

Powered Units Also Feature

- **LEGACY Control System** equipped — able to run in LEGACY Control mode, in TrainMaster Command Control mode, or in Conventional mode with a standard transformer
- **Odyssey II Speed Control** with On/Off switch
- **LEGACY RailSounds** system featuring:
 - CrewTalk dialog and TowerCom announcements, each with different scenarios depending on whether the locomotive is in motion or stopped
 - Six official railroad speeds with CrewTalk dialog
 - Eight diesel RPM levels
 - LEGACY "Real-Time Quilling Horn" control with instant quilling and correctly timed warning signals
 - Single hit or continuous mechanical bell sounds
- Dual powerful maintenance-free motors with momentum flywheels
- Refined Conventional Transformer Control Mode with lower starting speeds

- Traction tires
- Minimum Curve: 0-42 / 0-54 recommended
- Length: Approx. 22"

A. 6-28311 Union Pacific #70 **\$599.99**

6-28379 Union Pacific #80 (Non-Powered) **\$439.99** (not shown)

B. 6-38498 Pennsylvania #2380 **\$599.99**

6-38499 Pennsylvania #2383 (Non-Powered) **\$439.99** (not shown)

C. 6-34650 Milwaukee Road #1535 **\$599.99**

6-34651 Milwaukee Road #1537 (Non-Powered) **\$439.99** (not shown)

D. 6-38496 Southern Pacific #9903 **\$599.99**

6-38497 Southern Pacific #9914 (Non-Powered) **\$439.99** (not shown)



NEW



NON-POWERED
VERSIONS ALSO
AVAILABLE

NEW



NEW



F3 DIESELS

A, B, F3 DIESELS

The famous EMD F3 diesel is back again in 2011 in a variety of new road names and authentic paint schemes. Santa Fe, Northern Pacific, Frisco, Grand Trunk, and Canadian National are all available in an A-A two pack that includes one LEGACY powered unit and one non-powered unit. Separate sale powered and non-powered B units are also available for each road name.

F3 AA SETS

Set Includes

- One powered A-unit
- One non-powered A-unit

All Powered and Non-powered Unit Feature

- Fan-driven smoke unit
- Adjustable smoke output in LEGACY Control or TMCC mode
- Directional lighting
- Front **ElectroCoupler**
- Die-cast metal trucks, pilot, and fuel tank
- Metal frame
- High level of separately applied metal details
- Cab window glass
- Illuminated number boards
- Operating marker lights
- Illuminated cab interior

Powered A Units Also Feature

- **LEGACY Control System** equipped – able to run in LEGACY Control mode, in TrainMaster Command Control mode, or in Conventional mode with a standard transformer
- **Odyssey II Speed Control** with On/Off switch
- **LEGACY RailSounds** system featuring:
 - CrewTalk dialog and TowerCom announcements, each with different scenarios depending on whether the locomotive is in motion or stopped
 - Six official railroad speeds with CrewTalk dialog
 - Eight diesel RPM levels
 - LEGACY “Real-Time Quilling Horn” control with instant quilling and correctly timed warning signals
 - Single hit or continuous mechanical bell sounds
- Dual powerful maintenance-free motors with momentum flywheels
- Refined Conventional Transformer Control mode with lower starting speeds
- Traction tires

- Engineer and conductor figures
- Minimum Curve: 0-31
- Length: 13” each unit

A. 6-34635 Santa Fe
“Cat Whiskers” **\$699.99**

B. 6-34625 Northern Pacific **\$699.99**

C, D, F3 POWERED B UNITS

- **LEGACY Control System** equipped – able to run in LEGACY Control mode, in TrainMaster Command Control mode, or in Conventional mode with a standard transformer
- Fan-driven smoke unit
- Adjustable smoke output in LEGACY Control or TMCC mode
- Dual powerful maintenance-free motors with momentum flywheels
- Refined Conventional Transformer Control mode with lower starting speeds
- Rear **ElectroCoupler**
- Traction tires
- Directional lighting

- Die-cast metal trucks and fuel tank
- Metal frame
- Separately applied metal details
- Minimum Curve: 0-31
- Length: 13”

C. 6-34638 Santa Fe
“Cat Whiskers” **\$379.99**

D. 6-34628 Northern Pacific **\$379.99**

E, F, F3 NON-POWERED B UNITS

- Die-cast metal trucks and fuel tank
- Die-cast metal frame
- Separately applied metal details
- Minimum Curve: 0-31
- Length: 13”

E. 6-34639 Santa Fe
“Cat Whiskers” **\$239.99**

F. 6-34629 Northern Pacific **\$239.99**





F3 AA SETS

F3 AA SETS

See page 38 for features.

A. 6-34630 Frisco \$699.99

B. 6-34640 Grand Trunk \$699.99

C. 6-34645 Canadian National \$699.99

F3 POWERED B UNITS

See page 38 for features.

D. 6-34633 Frisco \$379.99

E. 6-34643 Grand Trunk \$379.99

F. 6-34648 Canadian National \$379.99

F3 NON-POWERED B UNITS (not shown)

See page 38 for features.

6-34634 Frisco \$239.99

6-34644 Grand Trunk \$239.99

6-34649 Canadian National \$239.99

ALL ITEMS
NEW




A



B

C





GENSET SWITCHERS

GENSET SWITCHERS

Built by the National Railway Equipment Company, the clean and efficient Genset switcher sets the standard for environmental friendliness on the modern rails. Four separate 700-h.p. generator sets (or Gen-sets) power this unique locomotive, each marked on the exterior by its own exhaust stack. For 2011, Lionel offers its high caliber genset in four new road names – Conrail, Army, CSX, and BNSF. The Lionel model is a 1:48 scale engine with a die-cast metal body and frame and a variety of high detail and features, includ-

ing a removable cab roof, three operating exhaust stacks, LEGACY Control, and LEGACY RailSounds.

- **LEGACY Control System** equipped – able to run in LEGACY Control mode, in TrainMaster Command Control mode, or in Conventional mode with a standard transformer
- **Odyssey II Speed Control** with On/Off switch
- **LEGACY RailSounds** sound system featuring:
 - Independently adjustable volume control allows you to use the Remote Controller to lower the level of background effects

(such as RPM levels) while keeping operator controlled effects (such as the horn) at full volume.

- TruRail Dialog – Activate our upgraded dialog features, which boast realistic dialog scenes and the most authentic railroad terminology possible. Also, dialog scenes can change with engine operation and user control
- TruRail Signals – Activate the “quilling horn” and user playable bell featuring continuous or single strike sounds with variable intensity. There’s a dedicated CAB-2 control for both horn and bell functions.
- Six official railroad speeds with

CrewTalk dialog

- Eight diesel RPM levels
- Multi-level of realistic engine sounds depending on whether one, two, or three simulated Genset engines are in use
- High torque motor with momentum flywheel
- Front and rear **ElectroCouplers**
- Traction tires
- More realistic and prototypical frame mounted pilot
- Fan-driven smoke unit
- Adjustable smoke output
- Directional lighting, including LED headlights on front and rear

**DIE-CAST
METAL
BODY AND
FRAME**

A



B



ALL ITEMS
NEW

- Oscillating ditch lights on front and rear of locomotive depending on direction
- Illuminated number boards
- Ground lights on sides
- Enhanced realistic lighting in cab interior
- Die-cast metal body
- Die-cast metal trucks, pilot, and fuel tank
- Metal frame
- Realistic open vents
- Opening and closing exhaust stack covers synchronized with smoke exhaust output
- Smoke exhaust emanates from 1, 2, or 3 smoke stacks
- High level separately applied realistic metal details
- Opening compartment doors reveal hidden details and control switches
- Detailed and decorated cab interior with enhanced panel detail
- Removable cab roof
- Engineer and conductor figures
- Minimum Curve: 0-42/0-54 recommended
- Length: 16"

A. 6-28355 BNSF \$899.99

B. 6-28382 Army \$899.99

C. 6-28354 CSX \$899.99

D. 6-28383 Conrail \$899.99



C



D



ES44AC DIESELS

These modern behemoths are packed with power while still meeting stringent U.S. standards for locomotive emissions. First built in 2003, GEVO Evolution Series locomotives are now found on most of the modern railroads. Featuring a die-cast metal body and the LEGACY Control System, Lionel is offering this scale engine in two Union Pacific road numbers. Additionally, two new road numbers are available for the previously released BNSF and Kansas City Southern railroads.

- **LEGACY Control System** equipped – able to run in LEGACY Control mode, in TrainMaster Command Control mode, or in Conventional mode with a standard transformer
- **Odyssey II Speed Control** with On/Off switch
- **LEGACY RailSounds** sound system featuring:

- Independently adjustable volume control allows you to use the Remote Controller to lower the level of background effects (such as RPM levels) while keeping operator controlled effects (such as the horn) at full volume.

- TruRail Dialog – Activate our upgraded dialog features, which boast realistic dialog scenes and the most authentic railroad terminology possible. Also, dialog scenes can change with engine operation and user control

- TruRail Signals – Activate the “quilling horn” and user playable bell featuring continuous or single strike sounds with variable intensity. There’s a dedicated CAB-2 control for both horn and bell functions.

- Six official railroad speeds with CrewTalk dialog

- Eight diesel RPM levels

- Dual powerful maintenance-free motors

- with momentum flywheels

- Front and rear **ElectroCouplers**

- Traction tires

- More realistic and prototypical frame mounted pilot

- Fan-driven smoke unit

- Adjustable smoke output

- Directional lighting, including LED headlights on front and rear

- Oscillating ditch lights on front

- Illuminated number boards

- Ground lights on sides

- Enhanced realistic lighting in cab interior

- Die-cast metal body

- Die-cast metal trucks, pilot, and fuel tank

- Metal frame

- Opening compartment doors reveal hidden details and control switches

- Operating radiator fans

- Detailed and decorated cab interior with

- enhanced panel detail

- Removable cab roof

- Engineer and conductor figures

Minimum Curve: 0-42/0-54

Recommended

- Length: 19”

A. 6-28399 Kansas City Southern #4682 **\$849.99**

6-28351 Kansas City Southern

#4655 **\$849.99** (not shown)

B. 6-28396 Union Pacific #7454 **\$849.99**

6-28397 Union Pacific #7459 **\$849.99**

(not shown)

C. 6-28398 BNSF #6436 **\$849.99**

6-28350 BNSF #6431 **\$849.99**

(not shown)



See page 62.

A



ALL ITEMS SHOWN

NEW

TWO ROAD
NUMBERS
AVAILABLE PER
ROAD NAME



B



C



DIE-CAST
METAL BODY
AND FRAME

1:48 SCALE BOXCARS

NEW

DOUBLE-SHEATHED BOXCARS

- Die-cast metal sprung trucks with operating couplers
- Hidden uncoupling tabs
- Die-cast metal frame
- Separately applied metal underframe details
- Simulated wood-sheathed exterior
- Steam era Fishbelly-style underframe
- Opening doors
- Minimum Curve: 0-31
- Length: 11 1/2"

A. 6-27874 Grave's Mortuary \$69.99

B. 6-27460 M&StL \$69.99

C. 6-27291 Pennsylvania \$69.99

D. 6-27276 Nickel Plate \$69.99

A



B



C



D



ACF 40-TON STOCK CARS

- Die-cast metal sprung trucks with operating couplers
- Hidden uncoupling tabs
- Die-cast metal frame
- Metal underframe details
- Opening doors
- Four hand-painted cattle figures included
- Minimum Curve: 0-31
- Length: 11 1/2"

E. 6-27882 Southern \$69.99

F. 6-27884 Rock Island \$69.99

G. 6-27885 ATSF \$69.99

H. 6-27883 Texas & Pacific \$69.99



SCALE BOXCARS

NEW

DOUBLE-DOOR BOXCARS

- Die-cast metal sprung trucks with operating couplers
- Hidden uncoupling tabs
- Separately applied metal underframe details
- Opening doors
- Autorack load in interior

A. 6-27459 Western Pacific \$69.99

B. 6-27875 New York Central \$69.99

C. 6-27877 New Haven \$69.99

PS-1 BOXCARS

- Die-cast metal sprung trucks with operating couplers
- Hidden uncoupling tabs
- Die-cast metal frame
- Separately applied metal underframe details
- Opening doors
- 8' Superior-style doors on Grand Trunk
- 8' Youngstown-style doors on State of Maine and 6464 cars
- 6' Superior-style doors on Great Northern
- Box loads in interior
- Minimum Curve: 0-31
- Length: 11 1/2"

D. 6-27876 State of Maine \$69.99

E. 6-27886 Great Northern (Blue) \$69.99

F. 6-27893 Grand Trunk Western \$69.99

G. 6-27286 Scale 6464 Boxcar
2-Pack \$139.99



NEW



NEW



NEW



NEW

NEW



2-PACK



SCALE FLATCARS

A, B. PS-4 FLATCARS WITH BULKHEADS

- Die-cast metal sprung trucks and operating couplers
- Hidden uncoupling tabs
- Die-cast metal flatcar body
- Real wood on flatcar deck and bulkhead inner sides
- Separately applied metal underframe details
- Load of six metal pipes
- Minimum Curve: 0-36
- Length: 14 3/4"

A. 6-27837 Boston & Maine \$79.99

B. 6-27895 AT&SF \$79.99



C. NICKEL PLATE HERITAGE PS-4 FLATCAR WITH PIGGYBACK TRAILERS

- Die-cast metal sprung trucks and operating couplers
- Hidden uncoupling tabs
- Die-cast metal flatcar body
- Separately applied metal underframe details
- Two removable trailers with opening doors
- Transport bridge plates on flatcar ends raise and lower with deck supports
- Opening end doors on trailers, with adjustable landing gear, flexible mud flaps, spare tire
- Minimum Curve: 0-36
- Length: 14 3/4"

6-27891 \$97.99

D-F. 40' FLATCARS WITH WHEEL LOADS

- Die-cast metal sprung trucks and operating couplers
- Hidden uncoupling tabs
- Die-cast metal flatcar body
- Separately applied metal underframe details
- Eight pairs of removable metal wheels
- Wheel support on deck
- Minimum Curve: 0-36
- Length: 14 3/4"

D. 6-27888 Long Island 40' Flatcar with Wheel Load \$69.99

E. 6-27890 L&N 40' Flatcar with Wheel Load \$69.99

F. 6-27889 Erie 40' Flatcar with Wheel Load \$69.99



ALL ITEMS
NEW
EXCEPT ITEM A



D



E



F

SCALE FREIGHT CARS

8000-GALLON TANK CARS

- Die-cast metal sprung trucks and operating couplers
- Hidden uncoupling tabs
- Separately-applied metal details
- Minimum Curve: 0-31
- Length: 9"

- A. 6-27470 M-K-T \$69.99
 B. 6-27472 Canadian Pacific \$69.99
 C. 6-27475 Lionelville & Western \$69.99
 D. 6-27476 Army \$69.99

STEEL-SIDED REEFERS

- Die-cast metal sprung trucks and operating couplers
- Hidden uncoupling tabs
- Separately applied metal underframe details
- Opening roof hatches with props
- Opening hinged-style doors
- Minimum Curve: 0-31
- Length: 11 1/2"

- E. 6-17724 Canadian National \$79.99
 F. 6-17725 Northern Pacific \$79.99
 G. 6-17726 Illinois Central \$79.99
 H. 6-17727 Mopac/Wabash \$79.99
 I. 6-27299 Western Maryland \$79.99
 J. 6-27364 Erie URTX \$79.99



NEW



NEW



NEW
ROAD
NAME



NEW



E

NEW



F

NEW



G

NEW



H

NEW



I



J

SCALE GONDOLAS

PS-5 GONDOLAS WITH COVERS

- Die-cast metal sprung trucks and operating couplers
- Hidden uncoupling tabs
- Opening drop ends
- Removable 3-section cover with metal catwalk and handles
- Opening access hatch on one cover
- Separately applied metal underframe details
- Minimum Curve: 0-31
- Length: 14 1/2"

A. 6-27887 Rio Grande \$64.99

B. 6-27892 Conrail \$64.99

C. 6-27894 Chesapeake & Ohio \$64.99



BATHTUB GONDOLA 2-PACKS

- Die-cast metal trucks and operating couplers
- One dual rotary coupler car and one single rotary coupler car
- Matches previous Lionel CSX and NS gondolas with new, unique road numbers
- Minimum Curve: 0-31
- Length: 11 3/4" each

D. 6-27841 CSX 2-Pack \$129.99

E. 6-27868 Norfolk Southern 2-Pack \$129.99





D
2-PACK



E
2-PACK

SCALE FREIGHT CARS

FEATHER ROUTE FREIGHT CAR 3-PACK


3-Pack Includes

- 6-27277 Western Pacific PS-1 Boxcar
- 6-27843 Western Pacific PS-5 Gondola
- 6-27842 Union Pacific Flatcar with Bulkheads


Features

- Die-cast metal trucks and operating couplers
- Hidden uncoupling tabs
- Separately applied metal underframe details
- Boxcar also features opening doors
- Flatcar also features real wood deck, die-cast metal body, and metal pipe load
- Gondola also features auto frame load and opening drop ends
- Each car individually boxed
- Minimum Curve: 0-31
- Length: 11 1/4" Boxcar
14 1/2" Gondola
14 3/4" Flatcar

6-31796 \$209.99



3-PACK





PERE MARQUETTE REGIONAL 3-PACK

3-Pack Includes

- 6-27441 Detroit & Mackinac PS-2 Hopper
- 6-27273 Ann Arbor PS-1 Boxcar
- 6-27834 Pere Marquette PS-5 Gondola

Features

- Die-cast metal trucks and operating couplers
- Hidden uncoupling tabs
- Metal underframe details
- Boxcar also features opening doors and interior box loads
- Gondola also features auto frame load and opening drop ends
- Hopper also features rotating bearing caps, opening roof hatches, and die-cast metal ends
- Each car individually boxed
- Minimum Curve: 0-31
- Length: 10 1/4" Hopper
- 11 1/4" Boxcar
- 14 1/2" Gondola

6-31795 \$209.99

3-PACK



UNION PACIFIC MECHANICAL REFRIGERATOR CAR

- Die-cast metal sprung trucks and operating couplers
- Hidden uncoupling tabs
- Rotating bearing caps
- Separately applied metal underframe details
- Opening doors
- Sliding compartment door on reefer reveals interior diesel engine
- Minimum Curve: 0-31
- Length: 14"

6-27458 \$84.99



SCALE HOPPERS

NEW

3-BAY OPEN HOPPERS

- Die-cast metal sprung trucks and operating couplers
- Hidden uncoupling tabs
- Die-cast metal frame and body
- Rotating bearing caps
- Removable single-piece coal load
- Opening bottom hatches
- Minimum Curve: 0-31
- Length: 12 3/4"

A. 6-27478 New York Central \$79.99

B. 6-27477 Rio Grande \$79.99

C. 6-27471 DT&I \$79.99

D. 6-27424 Penn Central \$79.99



NEW

CYLINDRICAL HOPPERS

- Die-cast metal sprung trucks and operating couplers
- Hidden uncoupling tabs
- Rotating bearing caps
- Opening roof hatches
- Minimum Curve: 0-31
- Length: 13 3/4"

E. 6-27469 Frisco \$79.99

F. 6-27474 Southern Pacific \$79.99

G. 6-27421 Mopac Heritage \$79.99



NEW

SOUTHERN OFFSET HOPPER

- Die-cast metal sprung trucks and operating couplers
- Hidden uncoupling tabs
- Die-cast metal body and frame
- Removable single-piece coal load
- Opening bottom hatches
- Minimum Curve: 0-31
- Length: 9 1/2"

H. 6-19368 \$69.99



NEW



F

NEW



G



NEW

H



SCALE FREIGHT CARS

ACF 3-BAY AND 4-BAY HOPPERS

- Die-cast metal sprung trucks and operating couplers
- Hidden uncoupling tabs
- Rotating bearing caps on trucks
- Extruded aluminum body
- Die-cast metal ends
- Separately applied detail parts
- Minimum Curve: 0-31 3-Bay
0-36 4-Bay
- Length: 11 1/4" 3-Bay
15" 4-Bay

A. 6-27463 Pennsylvania 3-Bay \$79.99

B. 6-27464 BNSF 3-Bay \$79.99

C. 6-27461 Union Pacific 4-Bay \$84.99

D. 6-27462 Chessie 4-Bay \$84.99

60' BOXCARS

- Die-cast metal sprung trucks and operating couplers
- Hidden uncoupling tabs
- Rotating bearing caps on trucks
- Separately applied metal underframe details
- Opening doors
- Minimum Curve: 0-36
- Length: 16 1/2"

E. 6-27871 Norfolk Southern \$84.99

F. 6-27848 NS Heritage Virginian \$84.99

G. 6-27849 NS Heritage Southern \$84.99

H. 6-27254 Western Pacific Heritage \$84.99



ALL ITEMS
NEW
THIS PAGE



NEW

E



F



G



H

HERITAGE SCALE CABOOSES

SCALE CABOOSES

- Die-cast metal trucks
- Hidden uncoupling tabs
- Separately applied metal underframe details
- Smoke unit with On/Off control
- Detailed and painted interior with figures
- Interior illumination
- Rotating bearing caps on extended vision and bay window cabooses
- Minimum Curve: 0-31
- Length: 9 1/2" I-12
10" Ca-4
10 1/2" Extended Vision

A. 6-27651 CSX Heritage B&O I-12 \$89.99

B. 6-27653 CSX Heritage Family Lines
Ca-4 \$89.99

C. 6-27660 Bush #4141
Extended Vision \$89.99

D. 6-27661 KCS Extended Vision \$89.99

E. 6-27663 Illinois Central
Extended Vision \$89.99

F. 6-27665 BN #1776 Extended Vision \$89.99

G. 6-27655 CSX Heritage WM
Extended Vision \$89.99



ALL ITEMS
NEW

SEE
MATCHING
LOCOMOTIVES
IN DIESEL
SECTION



D



E



F



G

SCALE CABOOSES

SCALE NORTHEASTERN CABOOSES

- Die-cast metal trucks and operating couplers
- Hidden uncoupling tabs
- Separately applied metal underframe details
- Smoke unit with On/Off control
- Train crew figure
- Interior illumination
- Detailed and painted interior
- Opening doors
- Minimum Curve: 0-31
- Length: 8 1/2"

A. 6-27640 Clinchfield \$89.99
B. 6-27642 Virginian \$89.99
C. 6-27662 GTW \$89.99
D. 6-27664 Lionel & Western \$89.99

SCALE WORK CABOOSES

- Die-cast metal trucks and operating couplers
- Hidden uncoupling tabs
- Die-cast metal flatcar body
- Real wood deck

- Metal underframe details
- Minimum Curve: 0-31
- Length: 11 1/4"

E. 6-27658 Pennsylvania Power & Light \$79.99
F. 6-27659 Bethlehem Steel \$79.99



SCALE PASSENGER CARS

18" ALUMINUM CARS

Milwaukee Road 4-Pack Includes

- One Baggage car, two Coaches, and one Skytop Observation car

Milwaukee Road 2-Pack Includes

- One Vista Dome and one Diner

Union Pacific 2-Pack Includes

- One Coach and one Vista Dome

Passenger Car Features

- Die-cast metal sprung trucks and operating couplers
- 18" extruded aluminum body
- Separately applied windows with painted frames
- Separately applied roof vents and grab handles
- Separately applied metal underframe details

- Opening doors
- Metal frame
- Authentically detailed and painted interior
- Overhead interior lighting with On/Off switch
- Passenger and train crew figures
- Illuminated marker lights and end light on observation car
- Illuminated drumhead on observation car

A. 6-25622 Milwaukee Road 4-Pack \$639.99

B. 6-25623 Milwaukee Road 2-Pack \$319.99

C. 6-25616 Union Pacific 2-Pack \$319.99







SANTA FE CLASSICS

A. #1619W SANTA FE ALCO FREIGHT SET

The #1619 Alco Freight Set features red and white warbonnet Santa Fe Alco AA units. This special set comes complete in Postwar-style packaging with a consist of five classic freight cars carrying a variety of unique loads like the helicopter, boat, and girders.

Set Includes

- No. 218 Santa Fe Warbonnet Powered A-Unit
- No. 218 Santa Fe Warbonnet Non-powered A-Unit
- No. 6819 Flatcar with Helicopter
- No. 6802 Flatcar with two Girders
- No. 6801 Flatcar with Boat
- No. 6519 Allis Chalmers Car
- No. 6017 Santa Fe Cupola Caboose (grey version)

Both Alco A-units Feature

- Die-cast metal truck side frames
- Die-cast metal couplers
- Metal frame


Powered Alco A-unit Also Features

- Pullmor motor
- Electronic E-unit with direction lock
- Electronic horn and bell with volume control
- Operating headlight
- **Magne-Traction**
- Traction tires

Freight Cars Feature

- Operating couplers
- Die-cast metal AAR-style trucks
- Removable speed boat on #6801 flatcar
- Removable girders on #6802 flatcar
- Removable "whirly-bird" helicopter on #6819 flatcar
- Interior illumination in caboose
- Upgraded window inserts and smokestack on caboose

6-38342 \$469.99



B. SANTA FE PASSENGER 4-PACK

Another great option! Run the Santa Fe Passenger 4-Pack behind the red #218 AA units on this page to re-create the rare #1640 Presidential "Campaign Special" from 1960!

This 4-pack contains three blue-striped Santa Fe passenger cars and one Post Office boxcar in Postwar-style packaging.

4-Pack Includes

- No. 3428 Operating U.S. Mail Car
- No. 2412 Santa Fe Vista Dome #1
- No. 2412 Santa Fe Vista Dome #2
- No. 2416 Santa Fe Observation Car

Passenger Cars Feature

- Die-cast metal trucks and operating couplers
- Interior illumination in three passenger cars
- Removable roofs with ventilator details
- Window silhouettes
- Red marker lights and clear back-up lens on Observation Car

U.S. Mail Car Features

- Die-cast metal trucks and operating couplers
- Opening doors
- Trainman emerges

6-27767 4-Pack \$239.99

POSTWAR-INSPIRED SANTA FE BLUE-STRIPED PASSENGER ADD-ONS!

Available for the first time ever, three new postwar-inspired passenger cars that fit perfectly with your Santa Fe passenger consist. A baggage car and diner car are available in a 2-pack, and a coach is available for separate sale. Add these new cars to your 4-pack consist to complete your Santa Fe blue-stripe collection.

2-Pack Includes

- #2418 Santa Fe Blue-striped Baggage Car
 - #2417 Santa Fe Blue-striped Diner
- C. 6-27772 Baggage and Diner 2-Pack \$119.99

Also Available for Separate-Sale!

D. 6-27775 #2414 Santa Fe Blue-stripe Coach \$59.99



E. NO. 6572 REA REFRIGERATOR CAR

- Die-cast metal trucks and operating couplers
- Opening doors

6-27771 \$59.99

#12885-500 C&O GP-7 PROMOTIONAL OUTFIT

Throughout the postwar era Lionel sold a wide assortment of products to leading national retailers, including Sears who alone catalogued over 60 Lionel outfits. Many of the items sold to retailers were unique and never catalogued by Lionel, making some of them quite rare and collectible today.

One of the most highly prized promotion outfits ever made is the #12885-500, available from Sears in 1965. Led by a GP-7 in C&O colors, the #2347 engine was produced exclusively for this Sears outfit and never catalogued by Lionel. This coveted set also included a long consist of six freight cars including an operating milk car, auto carrier, and culvert car. The culvert car operated in conjunction with the culvert unloader that was also included in the original Sears outfit (and available separately by Lionel in 2011, see pages 100.) Lionel is proud to offer this set as part of its Conventional Classics.

Set Includes

- #2347 C&O GP-7
- #6414 Evans Auto Loader
- #6464-725 New Haven Boxcar
- #6415 Sunoco 3-Dome Tank Car
- #6342 Culvert Car
- #3662 Operating Milk Car
- #6437 Lionel Lines Porthole Caboose

Locomotive Features


- Transformer controlled forward, neutral, and reverse operation

- Pullmor motor
- Headlights on both ends
- Electronic diesel horn and bell
- Die-cast metal trucks, pilot, and fuel tank
- Metal frame
- Operating couplers
- **Magne-Traction**
- Traction tires
- Illuminated cab interior

Rolling Stock Features

- Die-cast metal AAR-style trucks
- Operating couplers
- Metal handrails and ladders on tank car
- Four red autos in auto carrier
- Seven culvert pipes in operating gondola
- Operating gondola works in conjunction with the 342 Culvert Loader and 345 Culvert Unloader (see pages 106-107)
- Opening doors on boxcar
- FastTrack metal platform and seven metal cans included with milk car
- Figure in milk car unloads cans onto the platform at a touch of a button
- Interior illumination in caboose
- Each car in set individually boxed
- Postwar Celebration Series plaque and packaging
- Minimum Curve: 0-27
- Set Length: Approx. 74"

6-38349 \$599.99



ARCHIVE COLLECTION

Each piece in this series represents an idea that once reached the design phase, but never left the drawing board ... until now!

ARCHIVE UNION PACIFIC GP-7

Shown in the 1955 advance catalog as #2028 but never produced, an early toy fair prototype was made by Lionel as #1038.

- Transformer controlled forward, neutral, and reverse operation
- Pullmotor motor
- Headlights on both ends
- Electronic diesel horn and bell
- Die-cast metal trucks, pilot, and fuel tank
- Metal frame
- Operating couplers
- **Magne-Traction**
- Traction tires
- Illuminated cab interior
- Minimum Curve: 0-27
- Length: 14"

6-38351 \$289.99

ARCHIVE UNION PACIFIC CABOOSE


Shown at the 1955 toy fair along with the GP-7, the #8561 U.P. caboose will be produced in 2011 for the very first time.

- Die-cast metal trucks and operating couplers
- Interior illumination
- Metal frame, ladders, and smokestack
- Minimum Curve: 0-27
- Length: 7 1/4"

6-27779 \$47.99



ALL ITEMS
NEW



FastTrack metal platform and milk cans included with set



See page 106 for street lamps, available separately.



Traditional | TRAIN SETS

DIXIE SPECIAL

Sleek FT diesels are back again, delivering freight fast through the South.



DIXIE SPECIAL READY-TO-RUN FREIGHT SET

This hefty set includes two FT diesels and five special freight cars. Colorfully decorated and rugged too, this deluxe ready-to-run set also comes with a deluxe set of "Twice-Around" track and a powerful CW-80 Transformer.

Set Includes

One powered FT diesel, one non-powered FT diesel, boxcar, single-dome tank car, quad hopper, flatcar with airplane, caboose, CW-80 Transformer

Also includes a "Twice-around" pack of track that includes the following FasTrack sections

Ten 0-36 45-degree curves, nine 10" straights, one terminal straight, nine 0-48 30-degree curves, one 5" straight, two 1 3/8" straights, one 1 3/4" straight, one 45-degree crossover

Both FT A-Units Feature

- Die-cast metal trucks, pilot, and fuel tank
- Operating couplers on both ends
- Metal frame

Powered FT A-Unit Also Features

- Transformer controlled forward, neutral, and reverse operation
- TrainSounds sound system with diesel engine revving, horn, bell, squealing brakes, and operator-controlled, multi-part dialog

- Operating headlight
- Dual powerful maintenance free motors
- Lighted cab interior
- Engineer and conductor figures
- Traction tires

Rolling Stock Features

- Die-cast metal sprung trucks and operating couplers
- Die-cast metal non-sprung trucks on caboose
- Opening doors and metal frame on boxcar
- Metal handrails, platforms, and ladders on tank car
- Coal load insert in hopper
- Removable airplane on flatcar deck
- Metal frame on caboose

- Interior illumination and operating lantern lights on caboose
- Each car in set individually boxed
- Minimum Curve: 0-27
- Set Length: Approx. 78 1/2"
- Layout Dimension: Approx. 50" x 98"

6-11182 \$699.99



READY-
TO-RUN
SET

TWICE-
AROUND
TRACK
LAYOUT



GG-1 FREIGHT SET

Destined to become a modern classic, this train set features some of the most beautiful curves that ever rode the rails.

GG1 ELECTRIC FREIGHT SET

A GG1 electric locomotive leads the way with its distinctive styling, and a traditional Pennsylvania caboose with round porthole windows trails behind. Two piggyback trailers with curved noses ride a flatcar, and a single-dome tank car rounds out the consist.

The set also includes a classic Lionel generator car, decorated for service at Altoona, with a work light that can be placed trackside.

Set Includes

GG1 electric locomotive, generator car, single-dome tank car, flatcar with two piggyback trailers, porthole caboose, three straight FasTrack track sections, eight curved FasTrack track sections, a FasTrack terminal section, CW-80 Transformer

Locomotive Features

- Transformer controlled forward, neutral, and reverse operation
- Conventional **RailSounds** sound system
- Powerful maintenance-free motor
- Directional headlights
- Die-cast metal body, pilots, and trucks
- Metal frame
- Operating couplers
- Illuminated marker lenses

- Operating pantographs raise and lower manually
- Traction tires
- **Magne-Traction**

Rolling Stock Features

- Die-cast sprung trucks (caboose has die-cast trucks)
- Operating couplers
- Removable trailers on flatcar
- Operating work light plugs into generator car
- Lighted interior in caboose
- Each car is set individually boxed

- Minimum Curve: 0-27
 - Set Length: Approx. 54"
- 6-30171 \$549.99**

B, C. GG-1 ELECTRICS

The most famous electric engine is back again in the ever-popular Pennsylvania and Amtrak road names. Use these engines to pull the wide variety of freight and passenger cars in your collection.

- B. 6-38521 Pennsylvania \$329.99**
C. 6-38522 Amtrak \$329.99





B

NEW



C

NEW

POWERFULL
MAINTENANCE-
FREE MOTOR



A

NEW

NJ TRANSIT®

A. THE 2011 LIMITED EDITION HISTORIC SERIES READY-TO-RUN NJ TRANSIT TRAIN SET

NJ TRANSIT is the nation's largest state-wide public transportation system providing more than 895,000 weekday trips on 240 bus routes, three light rail lines and 12 commuter rail lines. It is the third largest transit system in the country with 165 rail stations, 60 light rail stations and more than 18,000 bus stops linking major points in New Jersey, New York and Philadelphia.

Lionel produced its first NJ TRANSIT passenger set with an NW-2 Switcher back in 1996. The set was an overnight success and Lionel responded with a 1997 passenger set and a 1998 ballast set both equipped with GP-40 locomotive power. A Hi-Rail vehicle was also produced as part of the NJ TRANSIT Lionel program.

NJ TRANSIT was the first regional passenger railroad produced by Lionel using a special five color process. Own yours today as the NJ TRANSIT limited edition Ready-To-Run series returns in distinct and historic fashion.

Set Includes

U34C diesel locomotive, three coach cars, three straight FasTrack track sections, eight curved FasTrack track sections, a FasTrack terminal section, CW-80 Transformer

Locomotive Features

- Transformer controlled forward, neutral, and reverse operation
- **TrainSounds** sound system with diesel engine revving, horn, bell, squealing brakes, and operator controlled, multi-part crew dialog
- Powerful maintenance-free motor
- Operating headlights
- Operating couplers on front and rear
- Interior illumination

- Metal frame
- Metal handrails
- Traction tires
- Engineer and conductor figures

Passenger Cars Feature

- Operating couplers
- Interior illumination
- Silhouettes in windows
- Each car in set individually boxed
- Minimum Curve: 0-27
- Set Length: Approx. 56"
- Layout Dimensions: 40" x 60"

6-30169 \$349.99

B. NJ TRANSIT ADD-ON PASSENGER CAR 2-PACK

- Operating couplers
- Interior illumination
- Silhouettes in windows
- Length: 13 1/4" each car

6-35239 \$99.99



NJ TRANSIT ACCESSORIES

The first-ever produced NJ TRANSIT accessories in 0/O-27 Gauge!

C. NJ TRANSIT BLINKING LIGHT WATER TOWER

- Realistic blinking red light on top of tower
- Dimensions: 13 3/16" height

6-37831 \$29.99

D. NJ TRANSIT STATION PLATFORM

- Illumination from two frosted light bulbs
- Realistic billboard art of participating NJ TRANSIT partners
- Dimensions: 12" x 3 3/8" x 5"

6-37962 \$36.99





**ALL ITEMS
NEW**



TRAINSOUNDS

**READY-
TO-RUN
SET**



CANADIAN MAPLE LEAF FREIGHT WITH DIESEL EXHAUST

A. CANADIAN MAPLE LEAF FREIGHT

Along with realistic TrainSounds and dual motor power, the powered RS-3 in this exciting new set comes equipped with all-new Diesel Exhaust. Enjoy this new diesel feature just as you've enjoyed steam engine smoke for so many years. In addition to the powered and non-powered engines, this ready-to-run train set also includes five colorful freight cars and enough FasTrack to make an extra long 40" x 70" layout.

A. Set Includes

Powered RS-3 diesel, non-powered RS-3 diesel, log car, boat loader car, boxcar, quad hopper, caboose, eight curve FasTrack sections, five straight FasTrack section, one FasTrack terminal section, powerful CW-80 Transformer

Both RS-3 Diesels Feature

- Die-cast metal trucks, pilot, fuel tank
- Operating couplers on both ends
- Metal frame

Powered RS-3 Also Features

- Transformer controlled forward, neutral, and reverse operation
- **DIESEL EXHAUST** smoke effect
- **TrainSounds** sound system with diesel engine revving, horn, bell, squealing brakes, and operator-controlled, multi-part dialog
- Operating headlights
- Front and rear operating couplers
- Dual powerful maintenance free motors
- Traction tires
- Lighted cab interior
- Engineer and fireman figures

Rolling Stock Features

- Die-cast metal sprung trucks and operating couplers
- Die-cast metal non-sprung trucks on caboose
- Opening doors and metal frame on boxcar
- Metal boat loader with four removable boats on flatcar deck
- Roof cover with opening hatches on hopper
- Metal chains and simulated wood log on flatcar
- Caboose has separately applied grab rails and interior illumination



- Each car in set individually boxed
- Minimum Curve: 0-27
- Set Length: Approx. 78 1/2"
- Layout Dimension: 40" x 70"

6-30145 \$549.99

B. MAPLE LEAF ADD-ON 2-PACK

2-Pack Includes

- 6-26633 Flatcar with Engines
- 6-26431 ACF 2-Bay Hopper

Features

- Die-cast metal sprung trucks and operating couplers
- Flatcar includes load of two removable engine bodies with tie-down "chains"
- Minimum Curve: 0-27
- Length: Flatcar: 11"
Hopper: 9 1/2"

6-11174 \$109.99

A





B

READY-
TO-RUN
SET

DIESEL
EXHAUST



PREMIUM TRAIN SETS

A. GREAT NORTHERN EMPIRE FREIGHT EXPRESS WITH WHISTLE STEAM!

Something new is rounding the bend at breakneck speed. It's the original super-power, the famous Berkshire engine, now equipped with smoke deflecting "elephant ears" and a realistic Whistle Steam effect! The Great Northern Berkshire and the classic string of colorful freight cars delivers more realism and fun to your layout.

Set Includes

RailSounds Berkshire, lighted bullion mint car, liquified tank car, and lighted caboose

Locomotive Features

- Transformer controlled forward, neutral, and reverse operation
- RailSounds sound system with steam sounds, synchronized chuffing, crew announcements, brake squeal, steam whistle, and bell
- Operating headlight
- Puffing stack smoke unit
- Whistle steam smoke effect
- Smoke deflectors on sides of locomotive
- Operating coupler on rear of tender
- Powerful maintenance-free motor
- Traction tires
- Die-cast metal locomotive body and trucks
- Die-cast metal tender body and trucks with metal frame
- Engineer and fireman figures

Rolling Stock Features

- Die-cast metal sprung trucks and operating couplers
- Die-cast metal non-sprung trucks on caboose
- Interior light and plated bullion load in mint car
- Bulkhead ends and flatcar base on tankcar
- Metal frame on mint car and caboose
- Interior illumination in caboose
- Roof rail antennas and underside box on caboose
- Each car in set individually boxed
- Minimum Curve: 0-27
- Set Length: Approx. 48 1/4"

6-31799 \$429.99

B. OPERATION EAGLE JUSTICE SET

In dramatic decoration, the Operation Eagle Special Forces Freight set offers a wide variety of action on your traditional layout. Each car in this special set includes an operating feature, including the Chalmers-type car that fires missiles, a rotating antenna on the radar car, the illuminated searchlight on the security car, and lighted containers on the traditional flatcar. In addition, the conventional GP7 in this set comes equipped with a brand new, exciting feature – Diesel Exhaust. Watch the exhaust smoke stream from the diesel rooftop, similar to the puffing smoke

feature on your Lionel steam engines.

Set Includes

GP-7 diesel, radioactive waste flatcar, radar car, missile firing car, security caboose

Locomotive Features

- Transformer controlled forward, neutral, and reverse operation TrainSounds sound system with diesel engine revving, horn, bell, squealing brakes, and operator-controlled, multi-part dialog
- Diesel Exhaust smoke
- Operating headlights
- Front and rear operating couplers
- Powerful maintenance free motor
- Metal frame
- 4 missiles strapped to sides of engine
- Die-cast metal trucks
- Traction tires
- Illumination in cab interior

Rolling Stock Features

- Die-cast metal trucks and operating couplers
- Eight removable missiles on Chalmers-type car can be "fired" off deck
- Blinking lights inside removable containers
- Metal plate on roof of flatcar containers allows them to be picked up by magnet
- Metal rails on flatcar deck
- Rotating antenna and illuminated radar screen on radar car
- Illuminated searchlight rotates via track power on security car

- Minimum Curve: 0-27
- Set Length: Approx. 57 3/4"

6-30144 \$499.99

C. OPERATION EAGLE ADD-ON 2-PACK

Add more camouflaged firepower to your Operation Eagle Set! Concealed inside the Minuteman Car, a missile is ready for launch. Give the order to launch with the press of a button and watch the missile fly out the open roof. Lift the helicopter off the flatcar deck and survey the terrain safely from the sky.

2-Pack Includes

6-26635 Flatcar with Helicopter
6-26431 Minuteman Car

Features

- Operating couplers
- Die-cast metal sprung trucks on flatcar
- Die-cast metal trucks on and stamped metal frame on minuteman car
- Removable helicopter on flatcar deck
- Missile inside minuteman car can be launched (Remote control track section is required)
- Minimum Curve: 0-27
- Length: Flatcar: 11"
- Minuteman Car: 10 1/4"


6-11175 \$124.99



RAILSOUNDS


WHISTLE
STEAM
EFFECT





2-PACK

C



REMOVABLE
MISSILES ON
DIESEL

DIESEL
EXHAUST
SMOKE

TRAINSOUNDS

B





BUDD RDC CARS

By popular demand, Lionel is offering the famous NYC M-497 Jet Car again. For 2011, this same experimental jet design is also available in the Rock Island road name dressed in the famous look of "The Rocket". Budd RDC cars are also dressed in the blue and yellow Alaska Railroad.

All Passenger Cars on Page Feature

- Knuckle couplers on both ends (except jet cars)
- Knuckle coupler on rear end only on jet car
- Detailed overhead vents and louvers
- Die-cast metal trucks

- Interior lighting
- Metal frame
- Detailed overhead vents and louvers
- Silhouettes in windows

Powered Cars Also Feature

- Transformer controlled forward, neutral, and reverse operation
- Pullmor motor
- Operating headlight
- Operating coupler on rear
- Realistic jet engine sounds on powered jet car
- Simulated jet engine mounted on roof with illumination on jet car

- Horn and bell sounds on powered Budd coach car
- Marker lights
- **Magne-Traction**
- Traction tires
- On/Off sound switch
- Volume control
- Minimum Curve: Powered Cars: 0-36
Non-Powered Cars: 0-31
- Length: Powered Cars: 18"
Non-Powered Cars: 16 1/2"

A. 6-38428 Alaska Powered Budd Coach **\$299.99**

B. 6-35490 Alaska Non-Powered Combination Car **\$129.99**

C. 6-35499 Alaska Non-Powered Coach **\$129.99**

D. 6-38425 Rock Island Powered Jet Car **\$329.99**

E. 6-35497 Rock Island Non-Powered Combination Car **\$129.99**

F. 6-35498 Rock Island Non-Powered Coach **\$129.99**

G. 6-38429 NYC M-497 Powered Jet Car **\$329.99**

A-C



Three cars sold separately

D-F



Three cars sold separately

G



ALL ITEMS
NEW

BOSTON & MAINE WORK

ALL ITEMS
NEW



A. B&M ICE BREAKER HOPPER

- Die-cast metal sprung trucks with operating couplers
- Ice breaker structure inside hopper
- Minimum Curve: 0-27
- Length: 10"

6-26435 \$49.99



B. B&M TRANSFER CABOOSE

- Die-cast metal trucks with operating couplers
- Interior illumination
- Minimum Curve: 0-27
- Length: 8 3/4"

6-29739 \$49.99

C. B&M ROTARY SNOWPLOW

- Transformer controlled forward, neutral, and reverse operation
- Powerful Pullmor motor
- Operating headlight
- Operating coupler on rear of unit
- Traction tire
- Spinning plow blades
- Minimum Curve: 0-27
- Length: 7 3/4"

6-28457 \$249.99

PULLMOR
MOTOR





CHESAPEAKE & OHIO BERKSHIRE

A. CHESAPEAKE & OHIO BERKSHIRE WITH WHISTLE STEAM

Berkshires were among the last great steam locomotive designs and were dubbed the original "Superpowers". Chesapeake & Ohio is well-known for these famous engines, using them to haul fast freight as well as for passenger service. Lionel's 2-8-4 Berkshire steam locomotive can steam around curves as tight as 0-27, negotiating virtually any O gauge layout. And for the first time ever this engine features the added realism of Lionel's Whistle Steam effect. In addition to the smoke from the stack, now you can watch smoke blow out of the whistle when it is activated.

- Transformer controlled forward, neutral and reverse operation
- Whistle steam smoke effect
- Puffing stack smoke unit
- TrainSounds sound system with steam chuffing, steam whistle, bell, squealing brakes, and operator-controlled multi-part crew dialog
- Operating headlight
- Operating coupler on rear of tender
- Powerful maintenance-free motor
- Two traction tires

- Die-cast metal locomotive body with metal frame and trucks
- Die-cast metal tender body and trucks with a metal frame
- Engineer and fireman figures
- Minimum Curve: 0-27
- Length: 19 1/2"

6-18755 \$289.99

B. CHESAPEAKE & OHIO 40' BOXCAR

- Die-cast metal sprung trucks and operating couplers
- Opening doors
- Minimum Curve: 0-27
- Length: 10 1/2"

6-15080 \$54.99

C. JERSEY CENTRAL GONDOLA WITH PIPES

- Die-cast metal sprung trucks and operating couplers
- Includes seven culvert pipes
- Minimum Curve: 0-27
- Length: 10"

6-39498 \$54.99

D. JERSEY CENTRAL ALCO A-A DIESEL SET

Set Includes

One powered Alco A unit and one non-powered Alco A unit

Both Units Feature

- Die-cast metal trucks
- Die-cast metal couplers
- Metal frame


Powered Unit Also Features

- Pullmor motor
- Electronic horn and bell with direction lock
- Operating headlight
- Magne-Traction
- Traction tires
- Minimum Curve: 0-27
- Length: 10 3/4" each unit

6-38221 \$299.99

A.





NEW



FREIGHT CAR COLLECTIONS

A. THE BEATLES BOXCAR 2-PACK

By popular demand, the original Beatles 2-pack is available again spotlighting the Beatles' first two albums: Meet the Beatles and The Beatles' Second Album.

- Die-cast metal sprung trucks and operating couplers
- Metal frame
- Opening doors
- Minimum Curve: 0-27
- Length: 10 1/2"

6-29961 \$129.99

B. BEATLES YELLOW SUBMARINE AQUARIUM CAR

A kaleidoscope of colors and classic Beatles imagery make their appearance on one of Lionel's most popular operating cars. Authentic animated images from the Yellow Submarine film are decorated on the moving belt and background inside the aquarium car.

- Beatles decoration on circling interior belt appear to move inside car
- Die-cast metal trucks and operating couplers
- Powerful-maintenance free motor with On/Off switch
- Interior illumination
- Minimum Curve: 0-27
- Length: 10 1/2"

6-37045 \$84.99

©2011 Apple Corps Ltd. A Beatles Product



NEW



C

NEW



D

C, D. WOOD-SIDED BEER REEFERS

Beer reefers are back in the Lionel line with these exciting new cars. The Pabst Brewing Company and the Schlitz Brewery are American icons in the world of refreshment, serving up the best of beers for over 150 years. Bring "The Beer That Made Milwaukee Famous" and "America's Blue Ribbon Beer" to your layout, and look for more wood-sided beer reefers in the future!

- Die-cast metal sprung trucks and operating couplers
- Opening doors
- Minimum Curve: 0-27
- Length: 11"

C. 6-15078 Pabst Wood-sided Reefer \$54.99

D. 6-15079 Schlitz Wood-sided Reefer \$54.99

Schlitz Beer is a trademark of Jos. Schlitz Brewing Company, Milwaukee WI.

©Schlitz Beer, Jos. Schlitz Brewing Company.

All Rights Reserved.

Pabst Blue Ribbon is a trademark of Pabst Brewing Company, Milwaukee WI

© Pabst Blue Ribbon Beer. Pabst Brewing Company.

All Rights Reserved.

NEW

E



3-PACK



E. MONOPOLY BOXCAR 3-PACK #5

The fifth installation of the popular Monopoly boxcar series by Lionel is here for 2011!

3-Pack Includes

- 6-39345 Tennessee Ave.
- 6-39346 Atlantic Ave.
- 6-39347 Illinois Ave.

Features

- Die-cast metal sprung trucks and operating couplers
- Opening doors
- Minimum Curve: 0-27
- Length: 10 1/2" each

6-39344 \$164.99

© 2011 Hasbro. All rights reserved.

FREIGHT CARS

U.S.-PRODUCED BOXCARS

Now decorated in classic railroad paint schemes!

Forged from all-new tooling, these plastic bodied, metal framed cars will become a favorite of collectors and operators alike! Introduced in 2010 as the U.S. Presidential Boxcar Series, Lionel now offers the first edition of U.S. produced boxcars to be decorated in classic railroad paint schemes.

- Die-cast metal sprung trucks and operating couplers
- Opening boxcar doors
- Metal frame
- Minimum Curve: 0-27
- Length: 10 1/2"

A. 6-29973 New York Central \$59.99
B. 6-29974 Southern Pacific \$59.99

C. LIONEL NASCAR COLLECTABLES BOXCAR

Lionel celebrates the formation of Lionel NASCAR Collectables with this special boxcar paying tribute to the No. 7 JR Motorsports Lionel NASCAR Collectables Chevrolet that raced in the NASCAR Nationwide Series Kansas Lottery 300 on October 2, 2010.

- Die-cast metal sprung trucks and operating couplers
- Metal frame
- Opening doors
- Minimum Curve: 0-27
- Length: 10 1/2"

6-39348 \$59.99



**UNIQUE DECORATION
ON EACH SIDE**

D. 6464 VARIATION BOXCAR 2-PACK #3

Celebrate some unique variations in Lionel's classic 6464 boxcar series. As part of the Postwar Celebration Series, each car features a postwar plaque on the underside and Postwar Celebration packaging.

Pack Includes

- 6464-375 Central of Georgia Boxcar
- 6464-200 Pennsylvania Boxcar

Features

- Die-cast metal bar-end style trucks
- Operating couplers
- Metal frame
- Opening doors
- Postwar Celebration plaque and packaging
- Individual box for each car
- Minimum Curve: 0-27
- Length: 10"

6-27776 \$114.99

E. AT&SF STOCK CAR

- Die-cast metal sprung trucks and operating couplers
- Opening doors
- Minimum Curve: 0-27
- Length: 11 1/8"

6-15077 \$54.99

F. MINUTEMAN BOXCAR

- Die-cast metal sprung trucks and operating couplers
- Opening doors
- Minimum Curve: 0-27
- Length: 10 1/2"

6-15063 \$54.99



D

2-PACK



E

NEW



F

NEW



FREIGHT CARS



A. OPERATING PLUTONIUM CARS 2-PACK

Large stockpiles of plutonium waste extracted from dismantled nuclear weapons must be moved immediately! Equipped with a magnet on the end of the hook, unload the plutonium waste containers with the boom car. A worker in a hazmat suit is overlooking the activities to make sure the materials are handled safely.

2-Pack Includes

- 6-37016 Radioactive Plutonium Flatcar
- 6-37017 Plutonium Boom Car

Features

- Die-cast metal trucks and operating couplers

- Manually operating boom on boom car
- Magnet on end of boom hook can pick up flatcar containers
- Magnetized removable figure in safety hazard suit on boom car deck
- Flatcar includes two removable containers that can be picked up by boom car magnet
- Blinking "plutonium" lights in flatcar containers
- Minimum Curve: 0-27
- Length: 11" each

6-37002 \$139.99

B. CHESSIE MERGER FREIGHT CARS 2-PACK

- Die-cast metal sprung trucks and operating couplers
- Interior illumination in tool car
- Each car individually boxed
- Minimum Curve: Auto Carrier: 0-31
Tool Car: 0-27
- Length: Auto Carrier: 13 ¾"
Tool Car: 11 ¼"

6-30138 \$119.99



C. REA REFRIGERATOR CAR

- Die cast metal-sprung trucks and operating couplers
- Opening doors
- Minimum Curve: 0-27
- Length: 10 ½"

6-27771 \$59.99



D. FIRE & RESCUE TANK CAR

A large supply of water is essential to any fire-fighting emergency unit. This special flatcar is equipped with a water tank and generator unit.

- Die-cast metal sprung trucks and operating couplers
- Metal handrails, platforms, and ladders
- Generator unit
- Minimum Curve: 0-27
- Length: 10"

6-26600 \$54.99



E. KREY'S REEFER

- Die-cast metal sprung trucks and operating couplers
- Opening doors
- Sliding metal door reveals control panel
- Minimum Curve: 0-27
- Length: 11 1/4"

6-19577 \$59.99



F. BOSTON & MAINE GONDOLA WITH COKE CONTAINERS

- Die cast metal-sprung trucks and operating couplers
- Includes eight removable coke containers
- Minimum Curve: 0-31
- Length: 11 1/4"

6-27800 \$79.99



G. ALASKA HUSKY TRANSPORT CAR

The Alaskan Huskies need a rest after some grueling months leading the dog sled to safety. After loading them carefully in their crates, the trainer feeds the Husky dogs and shuts the boxcar door.

- Die-cast metal trucks and operating couplers
- Interior illumination
- Transparent sides and opening doors
- Six decorated dog crate box loads
- Figure in doorway
- Simulated husky dogs in interior
- Minimum Curve: 0-27
- Length: 11 1/8"

6-19586 \$74.99



CSX MERGER WORK FREIGHT

CSX is on the move clearing brush, debris, weeds, and fallen trees on your layout. Colorful and original, all of these work freight cars are decorated in merger railroad names including Chessie, P&LE, Western Maryland, B&O, and Seaboard. Look closely and you'll find a variety of colorful graffiti on the gondola and hopper cars, a generator and worker figure with hose on the "weed killer" chemical tank car, and a searchlight and strobe light on the research car!

A. CSX FREIGHT 2-PACK #1

2-Pack Includes

- 6-39483 Gondola
- 6-29897 Research Car

Features

- Die-cast metal sprung trucks on gondola
- Die-cast non-sprung metal trucks on security car
- Operating couplers
- Illuminated searchlight rotates via track power on research car
- Operating red strobe light on roof of research car
- Minimum Curve: 0-27
- Length: Research Car: 11"
- Gondola: 10"

6-11166 \$129.99

A

2-PACK



B. CSX FREIGHT 2-PACK #2

2-Pack Includes

- 6-27283 Tank Car
- 6-27431 Quad Hopper

Features

- Die-cast metal sprung trucks and operating couplers
- Generator and figure with hose on tank car deck
- Metal handrails, platform, and ladders on tank car
- Minimum Curve: 0-27
- Length: Hopper: 11 3/4"
- Tank car: 10"

6-11167 \$104.99



C. CSX FREIGHT 2-PACK #3

2-Pack Includes

- 6-39482 Maintenance Car
- 6-27822 Flatcar with Bulldozer

Features

- Die-cast metal sprung trucks and operating couplers
- Removable bulldozer on flatcar deck
- Two figures on maintenance car
- Minimum Curve: 0-27
- Length: 10" each

6-11168 \$129.99

C

2-PACK



2-PACK



WHITE PASS & YUKON



3-PACK



Completed in 1900 at the time of the Klondike Gold Rush, the White Pass & Yukon Railway was built under the harshest conditions through the coastal mountains of Alaska. Today, the "railway built of gold" is an International Historic Civil Engineering Landmark and operates currently as Alaska's most popular passenger shore excursion.

BWHITE PASS & YUKON ADD-ON 3-PACK

3-Pack Includes

Tank car, wood-sided reefer, flatcar with tractor and trailer

Features

- Die-cast metal sprung trucks and operating couplers
- Opening doors on reefer
- Metal handrails, platform, and ladders
- on tank car
- Removable trailer/trailer with flatcar

6-31793 \$194.99

OPERATING CARS

NEW

A. MINUTEMAN SEARCHLIGHT CAR

- Die-cast metal trucks and operating couplers
- Illuminated searchlight
- Manually adjustable light position
- Minimum Curve: 0-27
- Length: 11"

6-37039 \$45.99

B. PENNSYLVANIA POWER & LIGHT COAL DUMP CAR

- Die-cast metal sprung trucks and operating couplers
- Dumps coal at the touch of a button
- Remote Control Track section required
- Includes coal load and unloading bin
- Die-cast metal frame and metal dumping frame
- Minimum Curve: 0-27
- Length: 9 1/2"

6-37041 \$79.99

C. CANADIAN PACIFIC LOG DUMP CAR

- Die-cast metal sprung trucks and operating couplers
- Dumps logs at the touch of a button (Remote control track section required)
- Includes log load and unloading bin
- Die-cast metal frame and metal dumping frame
- Minimum Curve: 0-27
- Length: 9"

6-37044 \$79.99

D. TRANSPARENT #3662 MILK CAR WITH PLATFORM

- Clear body reveals car interior
- Die-cast metal bar-end trucks and operating couplers
- Figure unloads cans onto the platform at a touch of a button
- Seven milk cans and figure included
- Metal platform compatible with the FasTrack track system
- Minimum Curve: 0-27
- Length: 11 1/2"

6-29301 \$154.99

E. #3562 OPERATING BARREL CAR

Another great "what if" pastel car to add to your Girl's Train set original or re-issue. At the push of a button, the hand painted figure pushes the barrels off the car (Remote Control Track section required).

- Die-cast metal trucks and operating couplers
- Metal barrel channel and frame
- Six wooden barrels
- Includes unloading bin
- Minimum Curve: 0-27
- Length: 11"

6-37032 \$74.99





D



E



F

RAILSOUNDS

F. CHISHOLM TRAIL STOCK CAR WITH SOUNDS

Follow the famous cattle trail north through dusty Texas and Oklahoma to Abilene, Kansas. Abilene is the destination point for all Chisholm Trail cattle, the largest stockyard in the Midwest owned by Joseph G. McCoy. Here the cattle herds are loaded onto trains and shipped on the Union Pacific Eastern Division railroad to the growing northeastern cities.

The end of the trail stops here. Now you can hear the sounds of the cattle inside the

stock car respond in unique fashion to the various movements of your freight train. Listen to a variety of "mooring" sounds coming from the cantankerous cows inside — sounds that are uniquely triggered from motion sensors in your operating stock car. You'll also hear realistic sounds of the freight car itself as it brakes and scrapes its way down the rails, and even sounds of the cowboy workers.

With a LEGACY CAB-2 remote controller, you can activate sounds yourself (and even create your own customized

"Quilling Cow"! Take realism and fun to the next level with this operating stock car.

- Die-cast metal trucks and operating couplers
- RailSounds sound system with livestock sounds and stock car sounds
- Includes cow figure in interior
- Command Control operation including volume control, sound activation, On/Off control

- On/Off sound switch
- Volume control
- Sounds are triggered by movement of the car on the layout
- Minimum Curve: 0-27
- Length 11 1/4"


6-29305 \$199.99

TRACKSIDE

A



B



A. AUTO CROSSING GATE

- Gate drops when train passes by
- 153C Contactor included
- Also works with insulated track section (Sold separately)
- Recommended for use with traditional tubular track
- Dimensions: 9 1/2" gate length

6-12714 \$49.99

B. AUTO CROSSING GATE AND SIGNAL

- Gate drops and lights illuminate when train passes by
- 153C Contactor included
- Also works with insulated track section (Sold separately)
- Recommended for use with traditional tubular track
- Dimensions: 7 3/4" x 8 3/4" x 9 1/2"


6-62162 \$59.99

C. MAINLINE AUTO CROSSING GATES

- Die-cast metal construction
- Red flashing signal
- Gate drops when train passes by
- Set of two
- 153C Contactor included
- Works with insulated track section (Sold separately)
- Recommended for use with traditional tubular track
- Dimensions: 4" x 1" x 4 1/2"

6-14098 \$99.99

SET OF 2 GATES



Grade crossing ramp available separately



Back view

D. RAILROAD BUMPERS

- Easily snaps into place between outside rails of traditional O and O-27 track
- Set of three
- Dimensions: 3" x 1 1/2" x 1 1/2"

6-12717 \$7.49



E. #260 ILLUMINATED BUMPERS

- Easily snaps between outside rails of traditional O and O-27 track
- Illuminated red lights
- Set of two
- Dimensions: 3" x 1 1/2" x 1 1/2"

6-12715 \$12.99



F. DIE-CAST METAL BUMPERS

- Die-cast metal construction
- Illuminated red lights
- Easily screws into place between outside rails of traditional O and O-27 track
- Set of two
- Dimensions: 3" x 1 1/8" x 2"

6-62283 \$26.99



G. 1531R CONTROLLER

- Recommended for use with the trackside block, target, and dwarf signals
- Die-cast metal structure
- Infrared sensors detect passing trains and activate connected accessories
- Time delay adjustment knob (From 0 to 5 seconds)
- Dimensions: 5" x 4 1/2" x 3 1/2"

6-14111 \$45.99



H. #148 DWARF SIGNAL

- Lights change from green to red when trains move through its block
- Automatically resets to green when train clears its block
- 153C Contactor included, or use a 1531R (sold separately)
- Dimensions: 1 3/4" x 1 3/4" x 2"

6-12883 \$26.99

I. #154 RAILROAD CROSSING FLASHER



- Die-cast metal construction
- Red lights flash when train passes by
- 153C Contactor included, or use a 1531R (sold separately)
- Also works with insulated track section (sold separately)
- Dimensions: 9" height

6-12888 \$49.99

J. BANJO SIGNAL

- Die-cast metal construction
- Passing trains activate "banjo" mechanism
- 153C Contactor included, or use a 1531R (sold separately)
- Also works with insulated track section (sold separately)
- Dimensions: 7 3/4" height

6-14090 \$59.99



TRESTLES & BRIDGES

A. PEDESTRIAN WALKOVER

- Conveniently spans two track widths
- FasTrack compatible
- Dimensions: 14 3/4" x 13" x 7"

6-14083 \$54.99

TRESTLE SETS FOR FASTRACK AND TRADITIONAL O SYSTEMS

B. GRADUATED TRESTLE SET

- Incremental height grading
- For use with traditional O and O-27 gauge track
- Set of 22
- Height: 4 3/4" (tallest trestle)

6-12754 \$26.99

C. ELEVATED TRESTLE SET

- Create realistic raised-graded sections
- For use with traditional O and O-27 gauge track
- Set of 10
- Height: 4 3/4"

6-12755 \$26.99

D. FASTRACK GRADUATED TRESTLE SET

- Incremental height grading
- For use with FasTrack track sections
- Set of 22
- Height: 5 1/2" (tallest trestle)



6-12037 \$74.99

E. FASTRACK ELEVATED TRESTLE SET

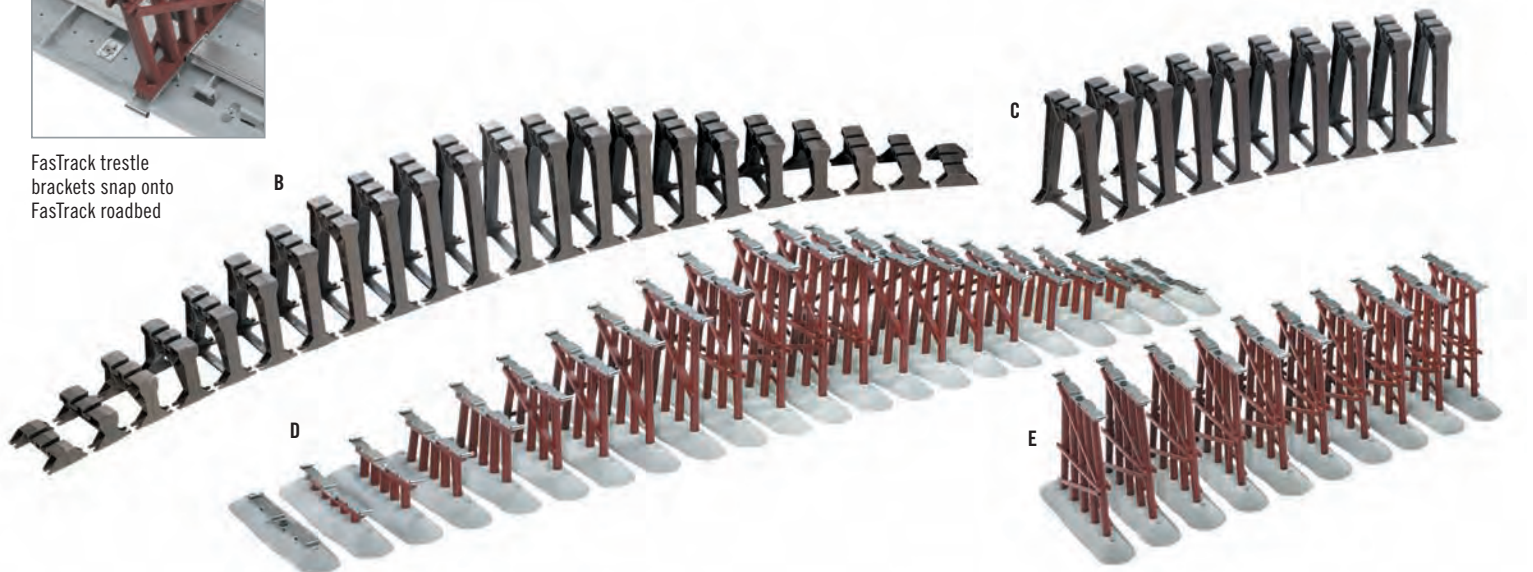
- Create realistic raised-graded sections
- For use with FasTrack track sections
- Set of 10
- Height: 5 1/2"

6-12038 \$39.99

A
Train not
included



FasTrack trestle
brackets snap onto
FasTrack roadbed





F
Track not
included



G
Track not
included

F. SILVER TRUSS BRIDGE


- Compatible with O-27, O, and FasTrack track systems
- Metal base
- Flashing red warning beacon on top of bridge
- Rock piers included
- Dimensions: 26 1/8" x 7 1/2" x 12 1/2"

6-37900 \$69.99

G. ARCH UNDER BRIDGE

- Easily installs between Lionel elevated trestle piers.
- Compatible with O-27, O, and FasTrack track systems
- Integrates easily into your own layout design
- Dimensions: 19 1/4" x 3 5/8" x 4 7/8"

6-12770 \$26.99



H



I

H. VEHICLE GRADE CROSSING

- Traditional O gauge or O-27 track fits in molded grooves
- Set of two
- Dimensions: 3 1/4" x 7"

6-12839 \$6.99

I. ROCK PIERS

- Classic Postwar styling
- Set of two
- Dimensions: 7" x 5" x 3"

6-12744 \$14.99

TRACKSIDE

ENGINE HOUSE

A great place to park your locomotive when it's not in service, the Lionel Engine House is a fully-assembled structure that features opening doors and frosted windows. This accessory is compatible with FasTrack as well as traditional O Gauge track systems.

- Opening doors on both ends
 - Frosted windows
 - Sliding 'viewing' door on one side
 - Vented cupolas
 - Interior illumination
 - Dual chimneys
 - Compatible with O-27, O, and FasTrack track systems
- Approx. building dimensions:
5" width x 20" length x 7 ½" height
 - Approx. door opening dimensions:
3 ¼" width x 4 ¼" height

6-24296 \$79.99





COVERED BRIDGE

A common sight on rural mainlines, covered bridges often took their share of wear and tear from the elements. Approximately two feet in length, the Lionel Covered Bridge is designed to accommodate O-27 gauge, O gauge, and FasTrack track sections.

- Compatible with O-27, O, and FasTrack track systems
- Metal base
- Lighted interior
- Dimensions: 24 ½" x 7 ¾" x 8"

6-24117 \$54.99





Trains and track not included with accessories on this page.

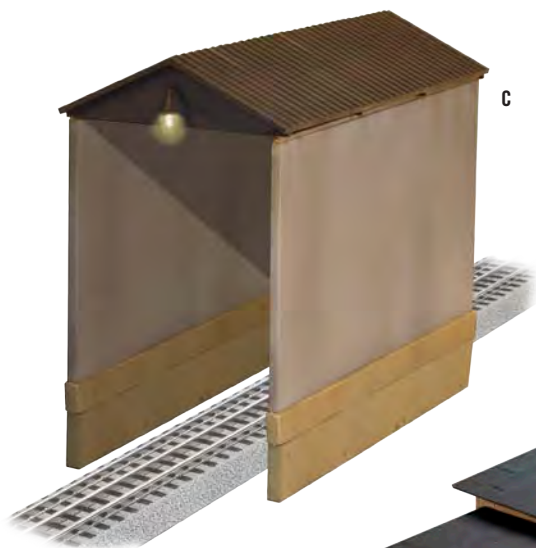


A, B. O GAUGE TUNNELS

- Durable, long lasting construction
- Simulated mountain terrain
- Realistic portal entrances
- Compatible with O-27, O, and FasTrack track systems
- Curved tunnel accommodates O-36 and O-48 curved track systems
- Straight tunnel accommodates straight track only

- Dimensions:
Curved: Approx.
26" L x 16" W x 14" H
Straight: Approx.
24" L x 10" W x 14" H

A. 6-37810 Curved **\$64.99**
B. 6-16868 Straight **\$54.99**



C. HOPPER SHED

Add this realistic facility service structure to the work area of your layout. Place the Lionel Hopper Shed over your track and roll your engine in for repair.

- Two exterior lights
- Includes spacers to add height
- Dimensions: 8" x 4" x 6 1/2"
- Clearance: 5 3/4" from floor to entry ceiling with spacers / 5 1/4" from floor to entry ceiling without spacers

6-37913 **\$34.99**

D. WORK HOUSE

This sturdy square building is the perfect place for workers to gather and discuss new projects on the horizon.

- Illumination in interior and exterior
- Simulated window glass
- Dimensions: 3" x 2 1/2" x 2 1/2"

6-37914 **\$27.99**

E. COALING STATION

- Realistic decoration
- Interior illumination on both levels
- FasTrack compatible
- Dimensions: 13" x 9 7/8" x 9 7/8"

6-16874 **\$79.99**



OPERATING ACCESSORIES

A. #345 CULVERT UNLOADER

A new version of a great Lionel classic, this is the perfect accessory to run along with your new #12885-500 C&O GP-7 Promotional Outfit (shown on pages 68 and 69.)

An optical beam senses when a culvert gondola is present, automatically triggering the hazard lights on top of the conveyor, followed three seconds later by the light in the watch tower! The traveling crane moves over the gondola car, lowers its magnetic lift, picks up the waiting culvert and transports it to the unloading station! Pair it up with the #342 Culvert Loader listed below for continuous loading and unloading operation.

- Stamped metal and plastic construction
- Motorized magnetic lift
- Automatic operation
- Dimensions: 13" x 11" x 8"

6-37952 \$189.99

NEW



Track and gondolas not included.

B. #342 CULVERT LOADER

- Stamped metal and plastic construction
- Motorized magnetic lift
- Automatic operation
- Dimensions: Approx. 13" x 9" x 8"

6-37951 \$164.99

NEW



C. HOOKER TANK CAR ACCIDENT

This accessory adds another touch of realism to your layout.

- Flickering LEDs simulate welder's torches
- Railroad worker figures
- Includes scale 8,000-gallon tank car permanently attached to the base
- Die-cast sprung metal trucks on tank car
- Dimensions: 10" x 6" x 3 1/2"

6-37977 \$129.99

D, E. SCRAP YARDS

These tired diesel locomotives have reached the end of the line. On each accessory, watch the workers lift away the seat, remove the number board, and cut through the side.

- Four animations
- Seven hand-painted figures
- Flickering LED simulates a welder's torch
- Dimensions: 8 1/4" x 7 1/2" x 3 1/4"

D. 6-37958 Southern Pacific \$109.99

E. 6-37961 New York Central \$109.99

F. OPERATING TRACK GANG

Working hard to keep the track in good condition, these gandy dancers just won't quit. Six animated figures use a jackhammer, illuminating welding torch, shovels, and pry bars.

- New decoration on figures
- Six separate animations
- Eight hand-painted figures
- Flickering LED simulates a welder's torch
- Dimensions: 8" x 2 1/2"

6-37935 \$99.99

NEW



1:48TH
SCALE
TANK CAR

D
NEW



E
NEW



F

ACCESSORIES

A. BURNING SWITCH TOWER

The switch tower is on fire and there is little time to waste. Watch as the occupants scurry to escape and douse the flames. Up on the balcony, a man is waving for help, while up and down the stairs runs his friend with a water bucket trying to quell the raging inferno. With your help, all will be fine.

- Figure descends on the stairs
- Figure emerges from the building
- Operating smoke unit with fluid included
- Flickering interior illumination
- Dimensions: 6 1/2" x 5" x 7 3/4"

6-37960 \$99.99

B. WEATHERED 50,000 GALLON WATER TANK

Now available with a weathered finish, the scale water tower by Lionel accurately depicts a 50,000 gallon version of this essential railside structure with a variety of separately applied details including a metal spout, ladders, and pulley chains. Use the pull-down rope to lower the spout, and release the rope to allow the spout to raise back up automatically on the operating pulley system.

- 1:48 scale
- Exterior lighting
- Die-cast metal discharge spout
- Metal pulley chains
- Metal ladders, realistic tank hoop support rings, and other separately applied details
- Operating pulley system to lower and raise spout manually
- Simulated concrete piers
- Separately applied realistic tank hoop support rings
- Opening door on vertical frostbox
- Dimensions: Approx. 12" Height x 7" Diameter

6-37944 \$169.99



C. LIGHTED COALING TOWER

In the steam era of railroading, coaling towers were stationed at multiple points along the rail lines and at terminals. It was an essential structure used to quickly refuel tenders with coal and keep the locomotives moving on time.


Featuring a wide variety of separately applied details and a lightly weathered look, Lionel's coal tower is fitting addition to any traditional or high caliber layout.

- Exterior illumination
- Realistic coal chute, pulleys and chains
- Coal chute can be raised and lowered manually
- Warning red light on top of tower
- Separately applied walkways and railings
- Separately applied ladder chutes and steps
- Dimensions: 5 1/2" x 5 1/2" x 19 1/2"
- Clearance: 5 7/8" from floor to entry ceiling

6-37912 \$179.99

THE ARTISAN COLLECTION

Artisan Collection accessories accurately capture the true character of real-world structures and buildings. Made with an artisan's eye for detail and a handcrafted style of workmanship, Artisan Collection accessories feature a higher level of accurate detail and prototypical realism than ever before. With a rugged real-life appearance, even the smallest details are uniquely captured and preserved for your layout. Lionel begins the Artisan Collection this year with two fine selections – Pennsylvania's MG Switch Tower and the Rockville Bridge on the Susquehanna.



D
Train not included.

D. ROCKVILLE BRIDGE

Based on the real Rockville Bridge that has 48 arches and has stood over the Susquehanna River near Harrisburg, Pennsylvania for more than 100 years, this beautiful representation brings a piece of that historical monument to life. A full 40" length with FasTrack included, it is ready to match up to the highest level of the FasTrack graduated or elevated trestle set. With hairpin railing stanchions and accurate footing design, this exemplary accessory has four equally grand arches and highly detailed simulated face cut stone work. It will have tremendous appeal to every O Gauge model railroad enthusiast that views it. Created to enhance the realism of your layout, it will be limited to the number initially produced. It also includes a realistic, artistically designed, removable water base that represents real Susquehanna River rapids and rough water.

- Sturdy resin construction
- Four simulated cut stone arches
- Hand applied realistic metal railings
- Removable simulated water base
- Removable 40" FasTrack included
- Height compatible with Lionel's highest trestle sets
- Dimensions: 41 3/8" x 10 1/4" x 6 7/8"


6-37816 \$699.99

E. MG SWITCH TOWER

Nestled along the rails in Pennsylvania between Horseshoe Curve and Gallitzin Summit, there sits the majestic MG Switch Tower. This structure depicts the historical record of wartime railroad activity in that region. Built in 1942 to assist in handling increased rail traffic, the Switch Tower was overlord to all that passed during this pivotal time in our country's history. We are fortunate today to still have such structures remaining. The size, shape and design lend themselves to beautiful resin casting. This architecturally attractive building of all masonry construction from years past is honored as Lionel presents a beautiful rendition of the MG Switch Tower.

- Sturdy resin construction
- Interior illumination
- Accurate and realistic detail
- Dimensions: 10 3/4" x 4 1/2" x 9"

6-37933 \$299.99



E

ACCESSORIES

A. MIDWAY TOSS GAME

The perfect addition to the carnival, circus, or festival on your layout.

- Three hand-painted figures
- Interior illumination
- Dimensions: 4" x 2" x 3"

6-37959 \$29.99

B. DELUXE SUBURBAN HOUSE

This unique house is personalized with roof pipes, rain gutters, and a variety of separately applied details, including decks.

- Lighted interior
- Illuminated porch lamps
- A variety of realistic, separately applied detail
- Pre-assembled
- Dimensions: Approx. 12 ½" x 8" x 6"

6-37978 \$79.99

C. HOUSE UNDER CONSTRUCTION

This construction crew is hard at work on this soon-to-be home. The workers install lighting and rafters. A variety of details are included.

- Lighted interior
- Construction figures
- A variety of realistic, separately applied detail
- Pre-assembled
- Dimensions: Approx. 12 ½" x 8" x 6"

6-37941 \$89.99

D. PASSENGER STATION WITH SOUNDS


With a variety of train sounds, this classic lighted passenger station is perfect for any 0 or O-27 gauge layout.

- Lighted interior
- Sounds activated by included button
- Dimensions: 12 ¼" x 8 ¼" x 6 ½"

6-37928 \$89.99



A



B





NEW



NEW

STATIC
SOUNDS



E. 4-STORY HOTEL

Loaded with new details, this 4-story hotel includes a fire escape on the side, a lighted billboard and smokestacks on the roof, and even an exhaust fan and central air units in the rear. Look through the windows to view realistic interior decoration and window drapery.

- Lighted interior
- Decorated interior
- Fire escape
- Realistic separately applied details on each side of the exterior
- Lighted billboard and smokestack on roof
- Dimensions: Approx. 15" x 6" x 8 ½"

6-16847 \$69.99

ACCESSORIES

A. ARCHIVE OPERATING FREIGHT TERMINAL

A prototype of the Operating Freight Terminal has been catalogued in the Lionel Archives since the early 1980s with origins that appear to be decades earlier. Now for the first time in Lionel history, this entertaining concept will be finalized and manufactured.

This piece consists of a long loading platform and an illuminated building. A stamped metal conveyor carries boxes into a waiting freight car — or so it seems!

- Stamped metal and plastic construction
- Lighted building interior
- Motorized conveyor belt appears to load crates onto cars

6-37964 \$149.99

B. CLASSIC STREET LAMPS (GREEN)

- Die-cast metal base and posts
- Lamp illumination
- Classic Postwar styling
- Set of three green lamps

6-29247 \$39.99

C. #70 YARD LIGHTS

- Die-cast metal light housing
- Metal center post
- Set of three
- Height: 4 ½"

6-14071 \$34.99

D. LIONEL CYLINDRICAL OIL TANK

This Lionel oil tank is highly detailed with operating light fixtures, walkway platforms, piping steps, and ladders. The oil tank plots can be also be connected in any combination to build a larger single industrial unit on your layout.

- Illuminated exterior
- Separately applied railings and pipes
- Realistic square base plot and surrounding walkways
- Detailed ladders
- Dimensions w/base: 10" L x 10" W x 7" H

6-37966 \$99.99

E. OPERATING WIND TURBINE 3-PACK

Start your own modern wind farm with the newly-tooled Operating Wind Turbine 3-pack. Over 15" in height, each operating

turbine rotates at a realistic, constant speed. Accurately modeled details include spinning blades, "nacelle" housing, vertical tower, and base with tower entrance.

- Realistic rotation of turbine blades
- Constant rotating speed
- Base Height: 15 ½"

6-16850 \$224.99

F. SCALE TELEPHONE POLES

Introducing a new assortment of scale-sized telephone poles that are more realistic than ever before.

- Insulators, lights, and transformers as shown
- Metal details
- Simulated wire
- Height: Approx. 7 ½"

6-37939 \$34.99

G. CELL TOWER

- Red aircraft warning light on top of tower
- Realistic microwave panel details
- Dimensions: 2 ½" x 2 ½" x 16"

6-37903 \$59.99

H. ROTARY AIRCRAFT BEACON

The Rotary Aircraft Beacon has a vibrating motor that rotates the beacon light.

- Metal construction
- Motor rotates beacon light
- Red and green lighting
- Dimensions: 5" x 5" x 12"

6-37930 \$80.99

I. FLOODLIGHT TOWER

- Illumination from eight elevated bulbs
- Tilting head
- Height: 12"

6-14092 \$37.99


J. FLAGPOLE WITH LIGHTS

Raise the flag high with the Lionel flagpole. This handsome accessory comes equipped with a set of lights on the base structure. The flags can be raised and lowered by pulling on the rope string.

- Four operating lights mounted on flagpole base
- Dimensions: Approx. 3 ¼" square base footprint, 11 ¼" height

6-16896 \$24.99





ACCESSORIES



A. LIONEL BOAT 4-PACK

A perfect load for the boat loader flatcar and for placement on waterways around your layout.

- Durable plastic construction
- Windows
- Length: 4½"

6-37834 \$24.99

A



B. LIONEL AUTO LOADER CARS 4-PACK

These special cars are fitted with windshields and bumpers, and come decorated in classic yellow, green, white, and red colors.

- Durable plastic construction
- Windshields and bumpers
- Length: 4 ¾" each car

6-37820 \$24.99

B



C-G. LIONEL PEOPLE PACKS

Populate your layout with Lionelville's broad range of characters and personalities. These detailed, hand-painted figures are made of tough pewter, and stand on sturdy bases.

- Hand-painted pewter
- Average height: 1¾"

C. 6-14241 Work Crew People Pack \$22.99

D. 6-24191 Park People Pack \$22.99

E. 6-14218 Downtown People Pack \$22.99

F. 6-34195 UPS People Pack \$26.99

G. 6-24124 Carnival People Pack \$22.99

Includes Lenny the Lion™ figure!

C



D



E



F



G



H. ICE BLOCK PACK

For use with the Icing Station and Ice Car

- Set of ten
- 6-14240 \$6.29**



I. DIE-CAST METAL SPRUNG TRUCKS

Upgrade your rolling stock trucks!

- Metal coupler armature
- Quick and easy to install
- Adds weight and improves tracking
- Box of two

6-14078 \$19.99



J. DIE-CAST METAL SPRUNG TRUCKS WITH ROTATING BEARING CAPS

- Rotating bearing caps
- Upgrade your rolling stock trucks
- Metal coupler armature
- Quick and easy to install
- Adds weight and improves tracking
- Box of two

6-14251 \$20.49




K. BATHTUB GONDOLA COAL LOAD 3-PACK

When you're not using loose coal tipple in your bathtub gondolas, these removable inserts will give your string of bathtub coal cars a realistic full-load appearance. Each pack includes three single-piece removable coal loads.

- Dimensions: 11 5/8" 2 1/4"

6-16873 \$19.99



ENTERTAINMENT

A. LIONEL LOGO BAR STOOL

This hand-sewn stool is made out of the finest materials in the USA with union labor. The stool features the Lionel "Since 1900" logo imprinted on the underside of durable vinyl, so it will not fade with usage. The body of the stool is made from high quality steel and chrome plated, so it is sure to be with you and your layouts for years to come

- Image printed in reverse on the underside on clear 12 gauge vinyl
- 19 gauge steel and chrome plated frame
- Hand sewn seat
- Industrial ring and five 2x4's on the inside for support
- Cement adhesive staples used to lock supports in
- Made in USA with Union Labor
- 1 ¼" foam used for comfort
- Ships unassembled

6-35529 \$129.99

B. LIONEL FASTRACK BOOK

This helpful guide explains how to use the Lionel FasTrack track system with more than 100 color photos and diagrams that show how to plan and create layouts for both large and small spaces. Dozens of track plans also show a variety of ways to integrate scenery and Lionel operating accessories to create a realistic layout. From small tabletop layouts, to large floor plans, there are many track ideas for you to explore, including double-track layouts for two trains, layouts to allow reversing trains, and any number of do-it-yourself designs. This book is a must-have for any Lionel train aficionado.

6-24200 \$34.99

C. LIONELVILLE DESTINATION: ADVENTURE! DVD

The rich heritage of Lionel Trains comes to vivid life for the very first time through stunning, computer-generated animation and a thrilling, heartwarming tale for the whole family.

On the eve of Lionel's annual Christmas display, a fiendish plot to steal the company's breakthrough technology goes awry, ripping a hole in the fabric of time and space.

Years later, teenage twins Nancy and Bobby Pullmor seek to uncover what happened that night, embarking on a perilous journey to an enchanted world where Lionel's spectacular displays have literally come to life.

It's full steam to adventure in this first-ever animated feature to capture the magic of the American legend that is Lionel Trains.


6-35526 \$14.99

D. THE LIONEL TRAIN BOOK

How to Build and Operate Your Own Model Railroad

Learn everything you need to know about setting up and maintaining a Lionel layout, and maximize the enjoyment of your Lionel trains, in the pages of the Lionel Train Book. Included in this reference guide are an overview of product development, updated instructions on the setup and use of the TrainMaster Command Control System, track plans for the floor and tabletop, advice on building scenery and structures, wiring and track how-to, help in choosing steam or diesel locomotives and freight or passenger operations, maintenance and restoration tips, techniques, and instructions for operations that best emulate those of prototype railroads.

6-14190 \$29.95



E



F



E. LUBRICATION/MAINTENANCE SET

Includes gear lube, oil applicator, track cleaning fluid, track-cleaning eraser and cleaning instructions

6-62927 \$22.49

F. SMOKE FLUID

Designed for use with all Lionel locomotives, rolling stock, and accessories that feature smoke units

- 2 fl. oz.

6-62909 \$8.59

UPGRADES BY ELECTRIC RR

The Electric RR Co. specializes in command control compatible product design. For more information on these and other Electric RR products, or product installation questions, please call 408-454-4127, or visit www.electricrr.com.

A. SOUND COMMANDER 2™

With Sound Commander 2, you get a low cost way to add sound to your locomotives. The Sound Commander 2 has extended conventional mode functionality, including two volume selections. With its small, compact size, it can be installed into many Modern era and Post war locomotives, yet delivers over 1 watt of output power. This sound upgrade kit can operate in conventional mode with horn / bell buttons, or in command mode when interfaced to compliant products.

Sound Commander 2 kit includes

- "Low profile" 2 inch diameter speaker speaker baffle, mounting supplies, comprehensive installation manual, and connection cables for conventional and command operation.

Features

- Conventional and Command mode operation
- Command mode volume control from the CAB-1, 4 levels and mute
- Conventional mode volume control with jumper or switch
- Custom sound processor for field upgrades or enhancements
- Direct connection to the entire Electric Railroad product line
- Dimensions: 1.5" L x 1.25" W x 0.75" H

Additional Diesel Features

- Prime Mover revs with 4 speed levels, 4 volume levels and mute
- Volume of Prime Mover and Warning Sounds individually settable
- Monitors 32/100 speed step selections to adjust rev level appropriately
- Choose one of the following diesel sound sets: GP7/GP9, ALCo, RDC, F3/F7, GG-1 NW-2

Additional Steamer Features

- Steam Idle sounds with Brake Compressor sounds
- Chuff cadence (4 unique chuffs) triggered from external chuff switch
- Volume of Chuff and Warning Sounds individually settable
- Blow Off sound, controlled from the CAB-1
- Choose one of the following steam sound sets: Atlantic, Pennsylvania, Switcher

Command & Conventional Mode Sounds

- Horn / Whistle
- Bell (diesel or steam)
- Coupler Clank (activated by Bell button in conventional mode)
- Air Release (activated by Bell button in conventional mode)
- Diesel - Prime Mover revs
- Steamer - Idle steam, compressor pump

Diesel Sound Commander 2 \$49.95

Steam Sound Commander 2 \$54.95

B. CRUISE COMMANDER™ "M"

For Modular TMCC locomotives, upgrade your speed control with Cruise Commander "M". Imagine how many locos without flywheels that can now have cruise functionality! The Cruise Commander "M" replaces the Lionel modular motor driver. It is plug compatible, and a minimal install only requires the addition of a single wire to the serial data for operation.

- Simple Tach-Less installation and operation
- High Frequency (20khz) PWM for silent drive
- Operates in command and conventional modes
- CAB-1 selectable 32 or 100 (default) speed steps
- Serial data out for configuration acknowledgment
- Directly drives LED's lighting without complex "load" resistor wiring
- LED's lighting features include markers and oscillating ditch lamps
- On-board micro-controller provides future enhancement capabilities
- Dimensions 2.4" L x 1.63" W x 0.8" H

Cruise Commander M \$89.95

C. CRUISE COMMANDER™

Take command of locomotive speed with Cruise Commander, a patented breakthrough in speed control technology. The Cruise Commander provides constant speed and ultra-slow operation of your locomotives, and it's simple to install. While in operation, information about your locomotive's velocity is monitored from the motor directly. If dual-motored, each motor is balanced to the other, synchronizing the motors for smooth and quiet operation. Lash-ups are also possible when locomotives are aligned using the exclusive "nudge" feature.

- Simple Tach-Less installation and operation
- High Frequency (20khz) PWM for silent motor operation
- Operates in command and conventional modes
- CAB-1 selectable 32 or 100 (default) speed steps
- Uses R2LC to be fully compliant with TMCC standards
- Horn pulse to control modern-era and post war horns / whistles
- Directly drives LED's lighting without complex "load" resistor wiring
- On-board micro-controller provides future enhancement capabilities
- Splice-free connections make installation simple and quick
- Heat Sink has "PemNut", no more stripped mounting holes!
- Dimensions: 2.75" L x 1.25" W x 1.2" H

Cruise Commander \$119.95

D. RAILSOUNDS COMMANDER™

Upgrade your locomotives to RailSounds 4.0 with the RailSounds Commander. At a compact size unparalleled in the marketplace, almost all your locomotives can now feature a realistic, high performance sound system! Fully compliant with TMCC standards, RailSounds Commander utilizes Lionel RS4 technology, combining it with a single power controller that supports conventional mode including battery backup. The RailSounds Commander operates standalone, or in conjunction with the full product line of Electric Railroad's TMCC upgrades.





Railsounds Commander Kit Includes

High performance speaker, speaker baffle, mounting supplies, comprehensive installation manual, and connection cables for conventional and command operation.

Features

- Conventional and Command mode operation
- Command mode volume control
- On-board volume control for conventional operation
- Multiple trigger options for chuff and diesel ramp up/down
- Provisions for a Railsounds/Signal Sounds switch
- On-board volume control for conventional operation
- Battery (9v) supports convention mode operation
- Easily interfaces with entire Electric Railroad Company line of products
- Fully compliant with TMCC standards
- Dimensions: 1.95" L x 1.25" W x 0.95" H
- Diesel Sound Sets: Alco, F3/F7, E8/9, Geep 7/9, Dash 9
- Steam Sound Sets: Atlantic, Northern, Generic, Articulated

RailSounds Commander \$99.95





LEGACY™ ONE REMOTE. ONE BASE. ONE SYSTEM.

Here's all you need to get started...

A. #990 LEGACY COMMAND SET

The #990 LEGACY Command Set features a #991 LEGACY CAB-2 Remote Controller and a #992 LEGACY Command Base/Charger, the two components you need to get started. Only one LEGACY Command Base/Charger is required per layout.

Like traditional TMCC, the LEGACY Command Base/Charger receives information from the Remote Controller and sends it out to the track via a simple one-wire connection. But that's not all. The LEGACY Command Base/Charger remembers information about your layout, enabling the CAB-2 Remote Controller to display road names and numbers on the LCD screen.

SET INCLUDES:

- #991 LEGACY CAB-2 Remote Controller
- #992 LEGACY Command Base/Charger

CAB-2 Remote Controller Features:

- Back-lit LCD screen—the largest on the market
- Back-lit LCD keypad displays numbers or icons for ease of use
- Built-in rechargeable batteries
- Feedback mode—the remote vibrates to reinforce the effort and momentum of your locomotive
- Accepts memory modules from each LEGACY Control System locomotive

Command Base/Charger Features:

- Only one LEGACY Command Base/Charger required per layout
- Simple one-wire connection to your layout
- Built-in dock for recharging CAB-2 Remote Controller
- Stores operating information and settings for your layout

6-14295 #990 LEGACY Command Set \$349.99

Add additional remotes for your layout...

B. #993 LEGACY EXPANSION SET

Need additional remotes? The #993 LEGACY Expansion Set includes a #991 LEGACY CAB-2 Remote Controller and a #994 LEGACY Charger Base

SET INCLUDES:

- #991 LEGACY CAB-2 Remote Controller
- #994 LEGACY Charger Base

Charger Base Features:

- Built-in dock for recharging additional CAB-2 Remote Controllers
- Add as many as you like to charge remotes simultaneously

6-14294 #993 LEGACY Expansion Set \$289.99

C. #996 POWERMASTER BRIDGE

Layouts using the Lionel PowerMaster 6-24130 can transition to full CAB-2 operation with the new #996 PowerMaster Bridge. The PowerMaster Bridge allows you to replace your TMCC CAB-1 with a LEGACY CAB-2 to vary voltage, change locomotive direction, adjust speed, and control sounds remotely.

- Dimensions: 10 1/2" x 3" x 2 3/8"

6-24279 #996 PowerMaster Bridge \$54.99

A



B



C





A. ICONIC AND GRAPHIC CONTROL MONITORING

Icons and graphs represent most control functions. Icons are large and easy to view. Graphs are bold and easy to understand.

- **Speed Graphing** Operators can access a large graph in the remote display window that illustrates target speed, command speed, rate of acceleration, and train brake settings.
- **Iconic Route Set-Up** In route set-up, animated icons form a line across the screen that illustrates the route as it is set up. Switches become animated when the route is thrown.
- **Iconic Train Lash-Up** Using icons, engines are displayed in the order that they are assigned to a lash-up. Engine icons can be manipulated to automatically make changes in direction or in engine order.


B. TRAIN BRAKE

Provides more realistic and precise brake control than any other system available.

C. MULTI-CONTROLLER BOOST BRAKE AND DIRECTION

Get braking and boosting from any given speed!

- Push up to boost...back off a little to hold the new "boosted" speed...release to return to throttle set speed.
- Pull down to brake...back off a little to hold the new "brake" speed...release to return to throttle set speed.
- In the center or "released" position, press down for a direction change.
- If you wish, set the direction function to stall your moving train without changing direction. In this mode, pressing the direction control while your train is stopped will provide a direction change.



D. RECORD FEATURE

Record any action that you want to see repeated.

E. VELOCITY THROTTLE

The velocity throttle changes speed steps faster as it is rotated faster. For example, turning the throttle slowly results in the highest resolution—with 200 speed steps. The train can go from a complete stop to full throttle in either one rotation of the knob or in five rotations, depending on how fast the throttle is turned.

F. BACK-LIT LCD DISPLAY

Simple icons represent a wide variety of control functions, route set-ups, and train lash-ups. Easy to read graphs illustrate numerous speed, acceleration, and brake settings.

G. ADDRESSING FUNCTIONS

Select any object on your layout by scrolling through names alphabetically or by entering the multiple digit road number painted on the side of your engine. For accessories, use the LIONEL two- and three-digit numbers if you like. (For older engines, a simple method of adding the information manually can be used and traditional TMCC addressing is still available.)

H. VARIABLE HORN CONTROL

As the whistle/horn control is pulled, the horn is played with increasing intensity. Develop your own whistle/horn "signature" and control the warning sound in real time!

I. LCD TOUCHSCREEN KEYPAD

Control complicated model railroad layouts with ease. When addressing, the numbers are visible; during operation, control icons are automatically displayed.

J. FEEDBACK/VIBRATION

The remote rumbles as your locomotive accelerates and brakes! This unique control feature reinforces the sense of weight and momentum of the locomotive.

K. GRAPHIC ADJUSTABLE MOMENTUM

Set the momentum of the train or engine to low, medium, or high. The value of each momentum setting is adjustable and unique to that engine or train.

LEGACY™ CONTROL SYSTEM BUYER'S GUIDE

OPERATING CONVENTIONAL LOCOMOTIVES ONLY

Operating conventional locomotives from your CAB-2 Remote Controller is very simple. Forget about rewiring your trains or spending the day making track connections—installing the LEGACY Control System is much easier than that!

WHAT YOU NEED

- Choose one: PowerHouse Power Supply 6-22983 OR another 18-volt transformer with a Power Adapter Cable 6-12893
- Choose one: PowerMaster 6-24130, PowerMaster Bridge 6-24279, TMCC Track Power Controller 300 6-14189 OR TMCC Track Power Controller 400 6-14179
- #990 LEGACY Command Set 6-14295

OPERATING BOTH CONVENTIONAL AND COMMAND-EQUIPPED LOCOMOTIVES

Want to operate both conventional and Command-equipped locomotives? No problem! While they can't share the same block of track at the same time, both types of locomotives can operate on your layout.

WHAT YOU NEED

- Choose one: PowerHouse Power Supply 6-22983 OR another 18-volt transformer with a Power Adapter Cable 6-12893
- Choose one: PowerMaster 6-24130, PowerMaster Bridge 6-24279, TMCC Track Power Controller 300 6-14189 OR TMCC Track Power Controller 400 6-14179
- #990 LEGACY Command Set 6-14295

CONTROLLING ENTIRE LAYOUT FROM THE CAB-1 REMOTE: SWITCHES, ROUTES & ACCESSORIES

- SC-2 Switch and Accessory Controller 6-22980—Controls up to twelve accessories or six switches, or four switches/two accessories.
- Accessory Switch Controller 6-14182 Controls up to eight accessories or four switches with ten routes.
- Operating Track Controller 6-14185 Eliminates the individual Remote Control Track controllers and control buttons.
- Block Power Controller 6-14184—Acts like a rotary switch to allow you to route power from any PowerMaster or Track Power Controller to your blocks of track and sidings.

OPERATING ONLY TRAINMASTER COMMAND CONTROL-EQUIPPED LOCOMOTIVES

Operating only Command-equipped locomotives is very simple. With a Command Base and a standard transformer or a PowerHouse Power Supply, you are ready to take control!

WHAT YOU NEED

- Choose one: PowerHouse Power Supply 6-22983 and a TMCC Direct Lockon 6-34120 OR an 18-volt power supply (we recommend the famous Lionel ZW transformer controller 6-32930)
- #990 LEGACY Command Set 6-14295

LEGACY CONTROL SYSTEM AND TMCC COMPONENTS

Use this guide to help you determine what components you'll need to get started with the LEGACY and TMCC systems.



BETTER



GOOD



Throw switches and activate accessories at the press of a button

TMCC SC-2 SWITCH CONTROLLER

For more flexibility in controlling switches and accessories, the SC-2 is the perfect choice.

- Programmable to control four switches AND four accessories together OR six switches OR 12 accessories
- Controls up to nine programmed routes
- Toggles accessories On and Off
- Controls switches from several manufacturers
- Power supply included
- Communicates with the Command Base without the need for wires

6-22980 \$119.99

TMCC ACCESSORY SWITCH CONTROLLER (ASC)

Operate switches or activate accessories from the CAB Remote Controller.

- Programmable to control up to eight accessories OR four switches
- Controls up to ten programmed routes in switch mode
- Toggles accessories On and Off
- Controls switches from several manufacturers
- Connects to the Command Base

6-14182 \$103.99



Direct track power from several sources to control your conventional locomotives!

TMCC BLOCK POWER CONTROLLER (BPC)

Manage the power in your blocks from the CAB Remote Controller.

- Routes power from any TMCC PowerMaster or TPC to any block of track
- Eliminates the need for multiple PowerMasters or TPCs on each block of track
- Enhances conventional operation by connecting multiple blocks to one TPC,
- Allowing for travel across blocks without having to match the voltage between them
- Is programmable to channel power from four TPCs to two blocks OR from two TPCs to four blocks

6-14184 \$103.99



Operate motorized accessories with prototypical speed and direction!

TMCC ACCESSORY MOTOR CONTROLLER (AMC)

The AMC gives you control over your accessories like never before. When used in conjunction with lights, the AMC allows you to control bulb brightness from the CAB Remote Controller. When used in conjunction with your accessories' motors, the AMC gives you control over operation. You can spin the cab on a gantry crane with the red knob, or raise and lower the boom with the CAB Remote Controller buttons.

- Precise motor and/or light control
- Operation of accessory speed, direction, or function from the CAB Remote Controller
- Two modes allow you to take fine control of accessory motor functions (e.g., gantry crane cab rotates as you rotate CAB Remote Controller knob in whichever direction you are turning OR accessory operates in its normal way as long as you give it the command to operate)
- Programmable accessory motor speed or light intensity
- Operates up to four motors or up to four lights

6-14183 \$114.99

Run any 0 gauge locomotive ever made!

GOOD



TMCC POWERMASTER

Allows you to run non-TMCC locomotives remotely.

- Control non-TMCC locomotives from the CAB Remote Controller
- Vary track voltage
- Change locomotive direction, vary speed, operate whistle and bell
- Regulates up to 135 watts of power or 180 watts of power – customer selectable

6-24130 \$78.99

Power supply not included

BETTER



TMCC TRACK POWER CONTROLLER (TPC) 300

The TPC 300 combines the features of the PowerMaster plus:

- Operates M.T.H.® Proto-Sound® 2.0 locomotives in conventional mode
- Improved operation at low speeds
- Regulates up to 300 watts of power

6-14189 \$169.99

Power supply not included

BEST



TMCC TRACK POWER CONTROLLER (TPC) 400

The TPC 400 combines the features of the TPC 300 plus:

- Regulates up to 400 watts of power

6-14179 \$229.99

Power supply not included



Activate your Remote-Control Track sections!

TMCC OPERATING TRACK CONTROLLER (OTC)

Use the OTC to remove all of the hard-wired Operating Track activation buttons on your layout.

- Operates Remote-Control and Uncoupling Track sections from the CAB Remote Controller
- Uncouples, unloads, or activates operating rolling stock from the touch of a button on the CAB Remote Controller
- Is programmable to operate two Remote-Control Track sections OR four Uncoupling Track sections

6-14185 \$90.99



Record your favorite scenarios and play them over and over again!

TMCC ACTION RECORDER CONTROLLER (ARC)

Record layout scenarios using your trains and accessories, and play them back with the touch of a button on the CAB Remote Controller

- Make and save up to eight recordings

6-14181 \$114.99



Fine-tune the accessory voltage!

TMCC ACCESSORY VOLTAGE CONTROLLER (AVC)

Extend the life of your favorite accessories by fine-tuning the voltage they receive. From the CAB Remote Controller, you can set the voltage that your hooked-in accessories receive from their power source.

- Remote-control voltage setting
- Helps prolong the life of lamps and motors

6-14186 \$160.99



A. POWER ADAPTER CABLE

The Power Adapter Cable connects your transformer to a PowerMaster 6-24130 for operating LEGACY, TMCC and non-TMCC equipped locomotives.

6-12893 \$16.99



C. COMMAND BASE CABLE

The Command Base Cable connects a TMCC controller to the Command Base 6-12911.

6-14191 6 ft. \$12.19



CONTROLLER TO CONTROLLER CABLE

The Controller to Controller Cable connects the TMCC controllers together.

6-14193 1 ft. \$4.89

6-14196 6 ft. \$7.99

B. 3-WIRE COMMAND BASE CABLE

The 3-Wire Command Base Cable connects the TMCC ARC to the Command Base 6-12911.

6-14192 \$13.39

Use Command Base Cable 6-14191 for layouts that do not include a TMCC ARC.

TMCC TPC CABLE SET

The TMCC TPC Cable Set connects parallel PowerHouse transformers to the TPC 300/400. The set also includes adapter plugs to wire your transformer to the TPC 300/400.

6-14194 \$15.99

ZW-L TRANSFORMER

Lionel introduces a new and more advanced version of the classic ZW Transformer.

A. ZW-L TRANSFORMER

No single product has come to symbolize the legend of Lionel more than the Lionel ZW. That's why we're especially proud to announce a new and more advanced version of the Lionel classic — The Lionel ZW-L Transformer. True to the signature design elements of the original, the ZW-L is molded in phenolic resin and features the same distinctive four-handle operation as its predecessor. The ZW-L can run up to four trains or accessories at the same time on different layouts. The two engineer-type handles provide independent control of two variable voltage circuits, each with built-in whistle, direction, and bell controls. Two additional accessory circuits can be set by means of the dial-type controls to any desired voltage.

The ZW-L Transformer is designed to give you smoother operation and more realistic control of your engines and accessories. Operation of the four handles now allows for fine control of up to 200 speed steps. It also provides a wider range of control at the minimum and maximum extensions of handle dial motion, and comes equipped with a smoother, more durable handle gearing system. Voltage and current from each of the four channels of the ZW-L Transformer are cleanly displayed in four easy-to-read, analog ammeter/voltmeter dials that are housed in the "dashboard" face. A full 720-watts of power are built inside the unit, so there's no need for separate power bricks. To keep your Controller operating safely, the ZW-L also comes equipped with an automatic temperature controlled cooling fan, a circuit breaker for each channel output, and an on/off switch on the front. Additionally, LIONEL letters light up in blue on the front face of the unit when the ZW-L is turned on.

Whether you run vintage or state of the art locomotives and accessories, the new Lionel ZW-L Transformer provides more realistic conventional control of your layout operations than ever before!

6-37921 \$799.99

B. TMCC DIRECT LOCKON

Connect your PowerHouse Power Supply directly to the track with the TMCC Direct Lockon. Featuring a selectable current setting for the 135-Watt or 180-Watt PowerHouses, the Direct Lockon eliminates the need for a PowerMaster if you run only TMCC- or LEGACY-equipped locomotives. For added safety, the Direct Lockon provides over-current protection and an automatic reset. It is compatible with both Lionel FasTrack and O/O27 track systems. Includes power wire with FasTrack connectors and one standard Lionel Lockon.

6-34120 \$51.79

C. 180-WATT POWERHOUSE POWER SUPPLY

Power your railroad empire with an advanced 180-Watt PowerHouse Power Supply. UL® - listed for safe operation, this mighty power supply is perfect for your TMCC Track Power Controller or Direct Lockon.

6-22983 \$99.99

D. 1.8 AMP ACCESSORY TRANSFORMER

Power your Lionel accessories with the 1.8 Amp Accessory Transformer. This affordable power supply features variable AC voltage so you can supply the right amount of power to your accessories.

6-32923 \$45.99

E. CW-80 80-WATT TRANSFORMER

Enjoy operating your favorite locomotives, train sets, and accessories with the 80-Watt CW-80 Transformer. From the handsomely designed controller, reminiscent of the famous Lionel ZW, you control speed and power by raising and lowering the engineer handle. Operate your favorite features with the bell, whistle/horn, and direction buttons. On the rear of the unit, you will find a 0-18 volt variable AC output, as well as a programmable AC output for accessory operation. Simply set the accessory voltage to your desired output, and your accessory operates at that output until you turn the unit off—even when you stop the train! Perfect for train sets and small- to medium-sized layouts, the CW-80 provides the power you need to enjoy all your Lionel favorites.

6-14198 \$143.99

B



C



D



E





CONTROL
UP TO 200
SPEED
STEPS

RUN UP TO
4 TRAINS OR
ACCESSORIES
AT THE SAME
TIME

720 WATTS
OF POWER

Clearly displayed voltage and current from each of the four channels.



A

FASTRACK

Consider the advantages


Offering innovation, variety, ease-of-use, and a fantastic prototypical look, the FasTrack track system brings your Lionel layout to life like never before. Its flawless performance and endless flexibility make it appealing to first-timers and seasoned pros alike.

Switches feature 100% non-derailing capability, regardless of which direction they are thrown.


From larger diameter curves and operating switches, to trestle sets and integrated track accessories, FasTrack will give you greater flexibility than ever before.



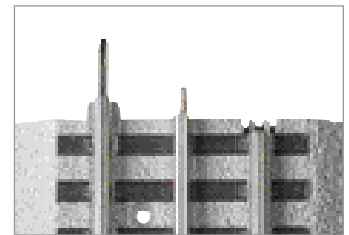
Curves are O-36 minimum to give locomotives a more realistic appearance around corners. The larger diameter also allows for the operation of larger locomotives than is possible on O-27 or O-31 curves.



Two terminals under each piece of straight track and one terminal under each piece of curved track for transformer and/or accessory power connections – no Lockons required!



Easy, snap-together locking mechanism for sure connections.



Patented center half-pin allows for track orientation in either direction without the need for moving pins from one end to the next.

Accessory Hook-ups and Operation — with FASTRACK, it's Simple!


Hook-ups


- Under the roadbed of all straight and curved sections are electrical terminals. You can hook up to these terminals in different ways.
- If you already have wire for your accessories, or you have pre-wired accessories, purchase 18-gauge quick connectors from your local electronics supply store. Strip wires back approximately 1/4", insert wire into the quick connector, and crimp it into place

Operation

- Use a 153IR controller. The 153IR works the same way it does for O-27 and O gauge operation, with the power Lockon connector removed. Follow the instructions to hook up the accessory, and power your accessory as outlined left.
- Or use the FasTrack Accessory Activator Pack, which includes one insulated 10" straight track section and two 5" isolated track sections. Hook up your accessory to the insulated section as outlined left. The isolated sections have a break in the center of one track rail. As a train passes

over this break, its wheels complete the circuit and power is supplied to the entire length of track in between the breaks of the isolated sections – including the insulated section placed between them. To increase the length of time over which the accessory operates, simply add more insulated track sections between the two isolated sections. This technique is the equivalent of using Lionel insulated track sections in O/O-27, and is used only with accessories that perform one function in an on/off manner (e.g., Crossing Gate, Auto Gateman, etc.)






INNER PASSING LOOP ADD-ON TRACK PACK

Layout dimensions: 39 1/2" x 70 1/2" Track Pack includes:

036 Curve 6-12015	QTY. 2
RH Manual Switch w/Quarter Curve 6-12018	QTY. 1
LH Manual Switch w/Quarter Curve 6-12017	QTY. 1
6-12028	\$99.99



OUTER PASSING LOOP ADD-ON TRACK PACK

Layout dimensions: 49 1/2" x 70 1/2" Track Pack includes:

10" Straight 6-12014	QTY. 5
036 Curve 6-12015	QTY. 2
RH Manual Switch w/Quarter Curve 6-12018	QTY. 1
LH Manual Switch w/Quarter Curve 6-12017	QTY. 1
6-12031	\$114.99





FIGURE 8 ADD-ON TRACK PACK

Layout dimensions: 39 1/2" x 90 1/2" Track Pack includes:

036 Curve 6-12015	QTY. 4
5" Straight 6-12024	QTY. 4
90-Degree Crossover 6-12019	QTY. 1
6-12030	\$66.99




SIDING TRACK ADD-ON TRACK PACK

Layout dimensions: 39 1/2" x 70 1/2" Track Pack includes:

10" Straight 6-12014	QTY. 3
Uncoupling Track 6-12020	QTY. 1
Earthen Bumper 6-12059	QTY. 1
Quarter Curve 6-12017	QTY. 1
6-12044	\$105.99


Straight Track Sections



A. 1 3/8" TRACK SECTION 6-12073 \$4.59	B. 1 1/2" TRACK SECTION WITHOUT ROADBED 6-12074 \$4.59	10" STRAIGHT TRACK 6-12014 \$4.79	4 1/2" STRAIGHT TRACK 6-12025 \$4.59	C. 30" STRAIGHT TRACK 6-12042 \$14.59
		5" HALF STRAIGHT TRACK 6-12024 \$4.59	1 3/4" STRAIGHT TRACK 6-12026 \$4.59	10" STRAIGHT TRACK 4-PACK 6-12032 \$20.99

Curved Track Sections

036 CURVED TRACK (8 pieces per circle) 45-Degree section 6-12015 \$4.79	048 CURVED TRACK (12 pieces per circle) 30-Degree section 6-12043 \$4.59	060 CURVED TRACK (16 pieces per circle) 22 1/2-Degree section 6-12056 \$6.89
036 HALF CURVED TRACK (16 pieces per circle) 22 1/2-Degree section 6-12022 \$4.59	048 HALF CURVED TRACK (24 pieces per circle) 15-Degree section 6-16834 \$4.59	072 CURVED TRACK (16 pieces per circle) 22 1/2-Degree section 6-12041 \$6.89
036 QUARTER CURVED TRACK (32 pieces per circle) 11 1/4-Degree section 6-12023 \$4.59	048 QUARTER CURVED TRACK (NEW) (48 pieces per circle) 7 1/2-Degree section 6-16835 \$4.39	072 HALF CURVED TRACK (32 pieces per circle) 11 1/4-Degree section 6-12055 \$5.79




084 CURVED TRACK (32 pieces per circle) 11 1/4-Degree section 6-12061 \$6.89	036 CURVED TRACK 4-PACK (Creates a half-circle) 6-12033 \$20.99
--	--

Specialty Track Sections

TRANSITION PIECE

- Connects with traditional O gauge track
- Length: 5"

6-12040 \$9.19



BLOCK SECTION

- Used to make an isolated track block
- Wires jump the breaks in the track on the underside of the roadbed



6-12060 \$9.19



UNCOUPLING TRACK

- Central magnet is activated by remote control (included)
- Includes a Half Straight Track section
- Length of each section: 5"


6-12020 \$41.99



TERMINAL SECTION

- Includes wires that connect the track to your transformer
- Length: 10"


6-12016 \$7.99



OPERATING TRACK

- Central magnet and control rails are activated by remote control (included)
- Length: 10"

6-12054 \$42.99




Accessory Activator Extenders

ACCESSORY ACTIVATOR EXTENDER

- Length: 10"


6-12027 \$4.59



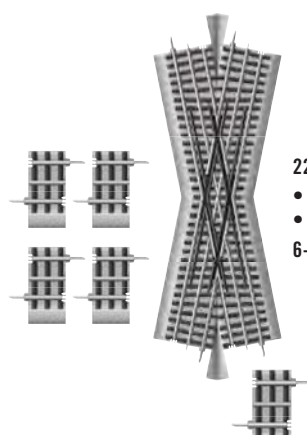
ACCESSORY ACTIVATOR PACK

- Includes one 10" Insulated section and two 5" Isolated sections


6-12029 \$13.79




Track Crossovers



22 1/2-DEGREE CROSSOVER
 • Removable 1 3/8" extensions
 • Length: 17" X 17"
 6-12050 \$45.99




45-DEGREE CROSSOVER
 • Length: 10" x 10"
 6-12051 \$23.99

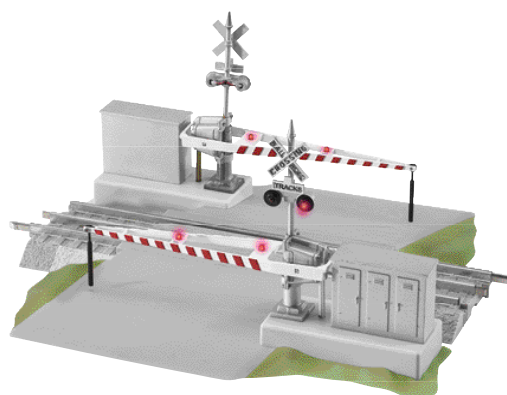


90-DEGREE CROSSOVER
 • Length: 6" x 6"
 6-12019 \$22.99

Track Accessories



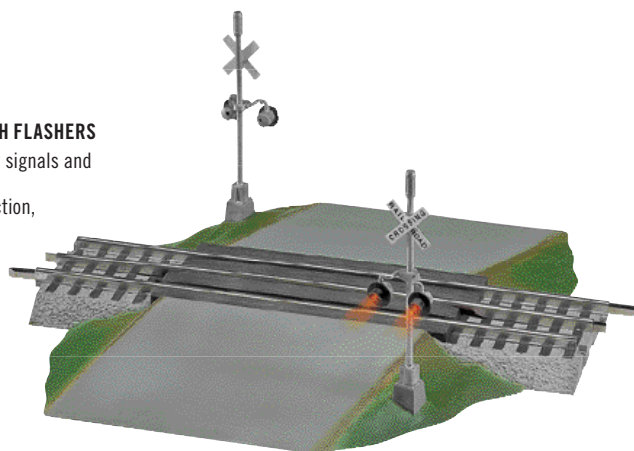
GRADE CROSSING
 • Length: 10" track section, 6 1/4" wide road section
 • Two per package
 6-12036 \$13.79



GRADE CROSSING WITH GATES AND FLASHERS
 • Features operating crossing gates, flashers, and bell sounds
 • Length: Approx. 10", 6 1/4" road section
 6-12062 \$159.99



GRADE CROSSING WITH FLASHERS

- Features two flashing signals and bell sounds
 - Length: 10" track section, 6 1/4" road section
- 6-12052 \$91.99



EARTHEN BUMPER

- Length: 3 3/8"
 - Real wood bumper
 - two per package
- 6-12059 \$9.19



LIGHTED BUMPER

- Two per package
 - Length: 5"
- 6-12035 \$29.99



A. RAILER

- Length: 10"
- Also compatible with traditional O gauge and O-27 gauge track

6-12039 \$9.19

B. ACCESSORY POWER WIRE

6-12053 \$5.79



Track Extras

FASTRACK

FasTrack switches raise the bar in performance and features for maximum enjoyment of your trains. Build the layout of your dreams today!

Bulletproof switches are the foundation of any track system. They allow you to grow and expand your layout. Lionel FasTrack switches are second to none when it comes to durability and innovative, industry-leading features:

- Flawless, non-derailing function allows trains to keep running regardless of switch position
- Plug-and-play operation using track voltage or auxiliary power
- Auxiliary power and TMCC (ASC and SC-2) terminals are conveniently located under the roadbed base, making all connections invisible from above
- Realistic switch lamp
- Lantern base is interchangeable, can move to the right or left side

Additional Features for Remote Switches Include:

- Remote switch controllers conveniently lock together for easy access
- Interchangeable number inserts allow you to instantly find the switch you want to control red and green LEDs indicate switch position on remote switches, no need to change light bulbs or worry about heat build up

036 FasTrack Switches Feature

- 33 3/4-Degree turnout
- Includes 1/4 curve to complete 0-36 45-Degree curve
- Length: 10" straight

A. 6-12046 036 Remote Switch-Right Hand **\$91.99**

6-12017 036 Manual Switch-Left Hand **\$44.99**

6-12018 036 Manual Switch-Right Hand **\$44.99**

6-12045 036 Remote Switch-Left Hand **\$91.99**

6-16824 036 Command Control Switch-Left Hand **\$109.99**

6-16825 036 Command Control Switch-Right Hand **\$109.99**

048 FasTrack Switches Feature

- 30-Degree turnout
- Length: 15" straight

6-12065 048 Remote Switch-Left Hand **\$103.99**

6-12066 048 Remote Switch-Right Hand **\$103.99**

6-16830 048 Command Control Switch-Left Hand **\$119.99**

6-16831 048 Command Control Switch-Right Hand **\$119.99**

060 FasTrack Switches Feature

- 22 1/2-Degree turnout
- Removable 1 3/8" extensions
- Length: 14 1/2" straight

B. 6-12058 060 Remote Switch-Right Hand **\$103.99**

6-12057 060 Remote Switch-Left Hand **\$103.99**

6-16828 060 Command Control Switch-Left Hand **\$119.99**

6-16829 060 Command Control Switch-Right Hand **\$119.99**

072 FasTrack Switches Feature

- 22 1/2-Degree turnout
- Removable 1 3/8" extensions
- Length: 15 3/8" straight



C. 6-12049 072 Remote Switch-Right Hand **\$103.99**

6-12048 072 Remote Switch-Left Hand **\$103.99**

6-16826 072 Command Control Switch-Left Hand **\$119.99**

6-16827 072 Command Control Switch-Right Hand **\$119.99**

072 FasTrack Wye Switches Feature

- 22 1/2-Degree wye
- Removable 1 3/8" extensions
- Length: 12"

D. 6-12047 072 Remote Wye Switch **\$96.99**

6-16832 072 Command Control Wye Switch **\$114.99**

LIONEL COMMAND CONTROL FASTRACK SWITCHES!


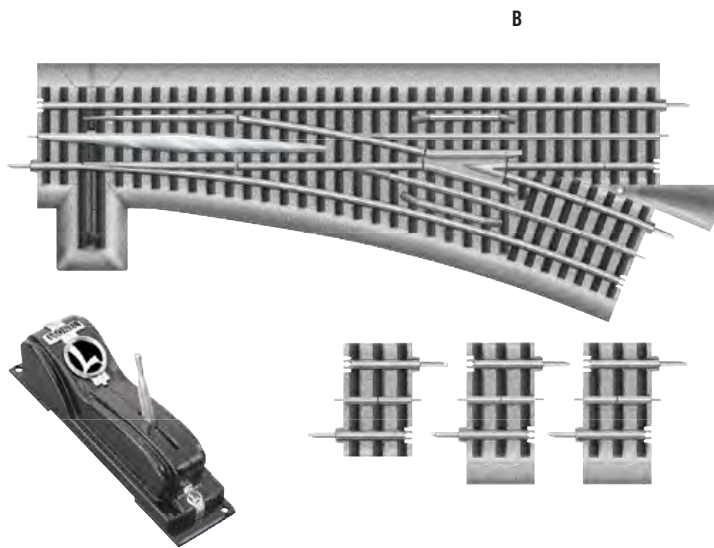
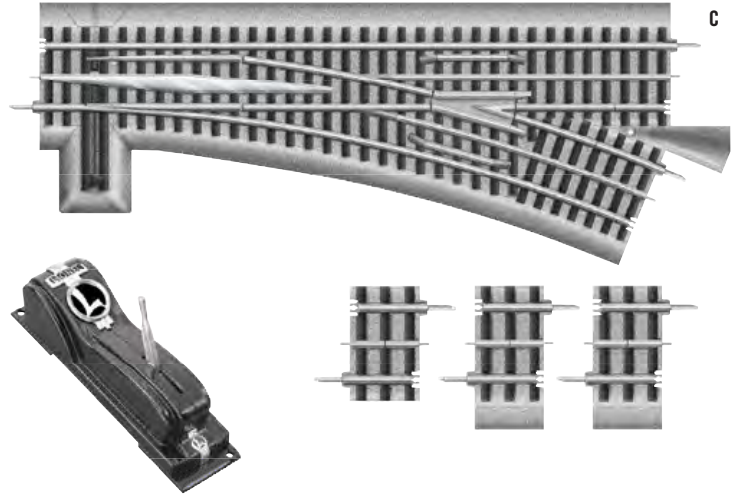
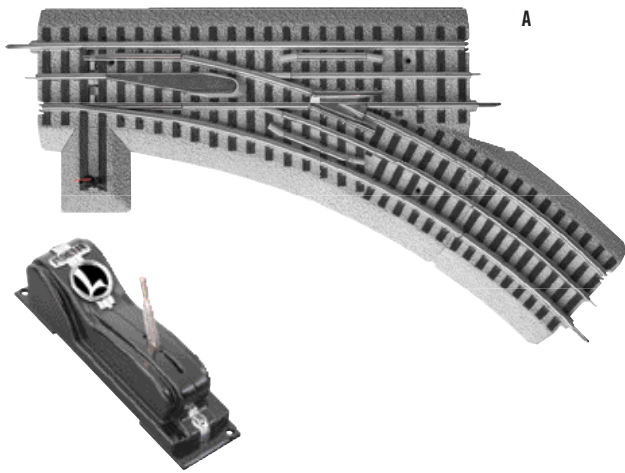
With the same bulletproof design and realistic appearance as our standard FasTrack switches, these can be activated with your CAB-1 or CAB-2 remote controller. Also, multiple command control switches can be programmed to activate in sequence for easy route operation. No ASC or SC-2 accessory is necessary.

With the use of a CAB-1 or CAB-2 remote you gain ultimate control over where your trains are headed and the routes they take to get there.

All Command Control Switches Feature

- Switches activated with a Command Control CAB-1 or CAB-2 (sold separately)
- Can also be activated by remote lever switch
- Same solid construction, appearance, dimensions as FasTrack remote switches





Realistic switch lamp



AMERICAN FLYER S GAUGE

With the recent overwhelming success of the American Flyer Challengers, we have received many requests to add more road names.

AMERICAN FLYER SCALE CHALLENGERS

Announcing five new road names for the popular American Flyer Challenger for 2011!

- **LEGACY Control System** equipped – able to run in LEGACY Control mode, in TrainMaster Command Control mode, or in Conventional mode with a standard transformer
- **Odyssey II Speed Control** with On/Off switch
- **LEGACY RailSounds** system featuring:
 - CrewTalk dialog and TowerCom announcements, each with different scenarios depending on whether the

locomotive is in motion or stopped

- Six official railroad speeds with CrewTalk dialog
- DynaChuff synchronized chuffing that shifts through 15 levels of intensity as the locomotive gains speed
- LEGACY 'Real-Time Quilling Whistle' control with instant response for realistic signature 'quilling' and correctly timed warning signals
- Single hit or continuous mechanical bell sounds
- Independently adjustable volume control

Wireless Tether connection between locomotive and tender

- Four chuffs per revolution
- Powerful motor with momentum flywheel
- **ElectroCoupler** on rear of tender
- Operating headlight and classification lights
- Illuminated number boards
- Die-cast metal locomotive body, frame, and trucks
- Traction tires
- Opening hatches
- Synchronized fan-driven smoke unit
- Separately applied metal details

- Separately applied builder's plates
- Cab window glass
- Variable ashpan glow
- Engineer and fireman figures
- Die-cast metal tender body and trucks
- Minimum Curve: 36" Diameter S Gauge
- Length: Approx. 25" Engine and Tender

- A. 6-48089 Clinchfield \$999.99**
- B. 6-48090 Northern Pacific \$999.99**
- C. 6-48091 Western Pacific \$999.99**
- D. 6-48092 Great Northern \$999.99**
- E. 6-48094 Spokane, Portland & Seattle \$999.99**

A



B



ALL ITEMS
NEW



C

ALL ITEMS
NEW



D



E

RINGLING BROS. AND BARNUM & BAILEY

The Greatest Shown on Earth™ now pulling into American Flyer layouts

A. RINGLING BROS.™ CIRCUS SET

The circus comes to American Flyer! Steeped in tradition, the circus brings with it fabulous memories of smiles and excitement for kids of all ages. Lionel & American Flyer have obtained special licensing from Ringling Bros. to offer this beautiful rendition of the all-American circus train. Watch as this fantastic train rolls into town with the beautifully decorated GP-9 diesel leading the way. Of course, no train is complete without a great string of railroad cars following close behind. This train is no exception! Right behind the powerful diesel locomotive is a combo passenger car and a flatcar with circus wagons. You'll marvel at the fabulously decorated boxcar followed up by the wonderful bay window caboose.

It doesn't stop there! We are also offering plenty of extra cars for adding on to make it even more exciting. The circus is in town, and now you can be a part of it.

Set Includes

Powered GP-9 Diesel, Combination Car, Flatcar with Circus Wagons, Boxcar, and Bay Window Caboose.

GP-9 Diesel Locomotive Features

- Transformer controlled forward, neutral, and reverse operation
- Operating couplers on both ends
- Powerful maintenance-free motor
- Interior cab light

- Directional lighting, including operating headlight and back-up light
- Traction tires
- Metal frame
- Die-cast metal trucks
- Length: 10 3/4"

Rolling Stock Features

- Die-cast metal trucks and operating couplers
- Interior illumination on combo car and caboose
- Newly tooled removable wagons on flatcar
- Metal frame and opening doors on boxcar
- Set length: Approx. 48"

6-49626 \$549.99

B. RINGLING BROS.™ SEARCHLIGHT CAR

- Illuminated searchlight
- Die-cast six-wheel metal trucks with operating couplers
- Die-cast metal flatcar body
- Length: 10"

6-49060 \$79.99

C. RINGLING BROS.™ BOXCAR

- Die-cast metal trucks and operating couplers
- Metal frame
- Opening doors with operating latches
- Length: 8 3/8"

6-48399 \$69.99

D. RINGLING BROS.™ FLATCAR WITH PIGGYBACK TRAILERS

- Die-cast metal trucks and operating couplers
- Two removable trailers
- Length: 8 3/8"

6-48568 \$69.99

E. RINGLING BROS.™ CIRCUS CLOWN MOE AND JOE FLATCAR

- Two circus workers unload wooden circus seating planks with the push of a button
- Operating contactor for operating with American Flyer track
- Unloading bin included
- Length: 8 3/8"

6-49059 \$79.99

RINGLING BROS. AND BARNUM & BAILEY AND THE GREATEST SHOW ON EARTH are trademarks of and are used under license from Ringling Bros.-Barnum & Bailey Combined Shows, Inc.

RINGLING BROS. IMAGES, LOGOS, AND MARKS

©2010 FELD ENTERTAINMENT

www.Ringling.com



Concept wagon shown.



ALL ITEMS
NEW



AMERICAN FLYER LOCOMOTIVES

American Flyer S Gauge enthusiasts have arguably lived in the shadow of their bigger O Gauge brothers for some time. That is about to change!



B



B



A





A. TEXAS SPECIAL ALCO PA A-A SET

New from American Flyer – The Texas Special PA A-A Set! This brilliant paint scheme is presented for the first time on American Flyer PA Diesel locomotives with fan-driven smoke, RailSounds, and attention-grabbing Command Control features. There won't be any mistaking it now, American Flyer is growing up!

These locomotives will lead you right to where you want to go. The beautiful passenger cars are available to help you get there, too. Take a trip with The Texas Special and you'll be on your way to real railroading excitement!

Set Includes

One PA powered unit and one PA non-powered unit

Both Units Feature

- Die-cast metal trucks
- Metal frame
- **ElectroCouplers** on noses
- Operating headlight
- Tethered link for optimal communication and performance

Powered Unit Also Features

- **Command Control System** equipped – able to run in Command Control mode, or in Conventional Mode with a standard AC transformer
- **RailSounds** sound system
- Powerful maintenance-free motors
- Directional lighting including operating headlight
- Traction tires
- Length of single PA: 13"

6-48162 \$469.99

B. TEXAS SPECIAL STREAMLINER PASSENGER CAR 3-PACK

3-Pack Includes

Combination, vista dome, and observation car

Features

- Die-cast metal trucks and operating couplers
- Metal frame
- Window silhouettes
- Interior illumination
- Length of each passenger car: 13 3/8"

6-49949 \$249.99

COMMEMORATIVE AMERICAN FLYER SWITCHER AND FLATCAR

Celebrate the rich and jubilant history that A.C. Gilbert began so many years ago. On the track or on the shelf, they show us all what a fun-filled hobby toy trains can be.

C. COMMEMORATIVE DOCKSIDE SWITCHER

- Special American Flyer commemorative paint scheme
- Transformer controlled forward, neutral, and reverse operation
- Powerful maintenance-free motor with momentum flywheel
- Directional lighting, including operating headlight and back-up light
- Front and rear operating couplers
- Traction tires
- Puffing smoke unit
- Die-cast metal frame
- Length: 7 1/2"

6-48087 \$109.99

D. COMMEMORATIVE FLATCAR WITH PIGGYBACK TRAILERS

- Special American Flyer commemorative paint scheme
- Die-cast metal trucks and operating couplers
- Two removable trailers
- Length: 8 3/8"

6-48565 \$69.99

ALL ITEMS
NEW



ROLLING STOCK

A. 1955 CATALOG ART BOXCAR

- Die-cast metal trucks and operating couplers
- Metal frame
- Opening doors with operating latches
- Length: 8 3/4"

6-48390 \$69.99

B. TIMKEN BOXCAR

- Die-cast metal
- Metal frame
- Opening doors with operating latches
- Length: 8 3/4"

6-48391 \$69.99

C. KEYSTONE CAMERA BOXCAR

Only released previously as a promotional item in 1960!

- Die-cast metal trucks and operating couplers
- Authentic looking door guide rivets
- Metal frame
- Opening doors with operating latches
- Length: 8 3/4"

6-48393 \$69.99

D. HALLOWEEN BOXCAR

Don't be scared! Now there's a Halloween boxcar for American Flyer, too!

- Die-cast metal trucks and operating couplers
- Metal frame
- Opening doors with operating latches
- Length: 8 3/4"

6-48397 \$69.99

E. PACIFIC FRUIT EXPRESS REEFER

- Die-cast metal trucks and operating couplers
- Metal frame
- Opening doors with operating latches
- Length: 8 3/4"

6-48824 \$69.99

F. POST OFFICE BOXCAR

- Die-cast metal trucks and operating couplers
- Metal frame
- Opening doors with operating latches
- Length: 8 3/4"

6-48383 \$69.99



ALL ITEMS
NEW
EXCEPT ITEM F



D



E



F

ROLLING STOCK

A. COCA-COLA® SINGLE DOME TANK CAR

Now you can add the brilliant colors of the world's most familiar and refreshing beverage to your American Flyer trains.

- Die-cast metal trucks and operating couplers
- Metal handrails and ladders
- Length: 7 5/8"

6-48433 \$69.99

TM & © The Coca-Cola Company 2011.



B. HERSHEY'S® SINGLE DOME TANK CAR

- Metal handrails and ladders
- Die-cast metal trucks and operating couplers
- Length: 7 5/8"

6-48435 \$69.99

© 2011 THE HERSHEY COMPANY. The Hershey's trademarks and trade dress are used under license.



C. GILBERT CHEMICALS THREE-DOME TANK CAR

- Die-cast metal trucks and operating couplers
- Metal handrails and ladders
- Length: 7 5/8"

6-48437 \$69.99



D. NORTHERN PACIFIC 'PIG PALACE' STOCKCAR

- Die-cast metal
- Metal frame
- Opening doors with operating latches
- Length: 8 3/4"

6-48395 \$69.99

E. BUTTERMILK BAY CREAMERY FLATCAR WITH MILK CONTAINERS

Beautifully decorated and fresh from the dairy!

- Die-cast metal trucks and operating couplers
- Length: 9 1/2"

6-48569 \$69.99

F. BNSF FLATCAR WITH JET ENGINE LOAD

- Die-cast metal trucks and operating couplers
- Two removable jet engine loads
- Length: 8 3/4"

6-48560 \$69.99



D

ALL ITEMS
NEW
EXCEPT ITEM F



E



F

AMERICAN FLYER CABOOSES

A. AMERICAN FLYER LINES SMOKING CABOOSE

- Die-cast trucks and operating couplers
- Smoke unit with On/Off switch
- Metal frame
- Interior lighting
- Length: 7"

6-48745 \$79.99



B. WESTERN PACIFIC BAY WINDOW CABOOSE

- Die-cast trucks and operating couplers
- Metal frame
- Interior lighting
- Length: 7"

6-48754 \$69.99

C-F. EXTENDED VISION CABOOSES

- Die-cast trucks and operating couplers
- Metal frame
- Interior lighting
- Length: 7"

C. 6-48752 Burlington Northern \$69.99

D. 6-48755 Northern Pacific \$69.99

E. 6-48756 Conrail \$69.99

F. 6-48757 Great Northern \$69.99





OPERATING CARS

A. NORTHERN PACIFIC COAL DUMP CAR

- Die-cast metal trucks and operating couplers
- Includes operating contactor, dumping bin, and coal load for use with traditional American Flyer track
- Length: 7 $\frac{1}{16}$ "

6-49056 \$89.99

B. WESTERN PACIFIC LOG DUMP CAR

- Die-cast metal trucks and operating couplers
- Includes operating contactor, dumping bin, and four wooden logs for use with traditional American Flyer track
- WP decoration on tray top
- Length: 7 $\frac{1}{16}$ "

6-49057 \$84.99

NEW



NEW



NEW



C

NEW



D



E

NEW



F

NEW



G

C-G. STREAMLINER FULL VISTA DOME CARS

- Die-cast metal trucks and operating couplers
- Stamped metal frame
- Window silhouettes
- Interior illumination

- Unique window configuration on each side of car
- Length: 13 1/2"

C. 6-49947 Southern Pacific Daylight \$79.99
D. 6-49948 Erie \$79.99
E. 6-49943 Rio Grande \$79.99

STREAMLINER BAGGAGE CARS

- Die-cast metal trucks and operating couplers
- Stamped metal frame
- Window silhouettes
- Interior illumination

- Length: 13 1/2"

F. 6-49944 Erie \$79.99


G. 6-49946 Southern Pacific Daylight \$79.99

ACCESSORIES AND TRACK

A. GILBERT OIL STORAGE TANK

- Operating yard light
- Realistic S-Gauge size
- Metal platform and walkways
- Dimensions: 4" x 7" x 2 3/4"

6-49851 \$79.99



B. #774 FLOODLIGHT TOWER

- Metal platform, ladder, and lamp sockets
- Four operating lights
- Dimensions: 5" x 6" x 13"

6-49847 \$119.99



AMERICAN FLYER FASTRACK

ALL NEW TOOLING!

AMERICAN FLYER FASTRACK

Lionel has taken their industry leading track system and created an all-new American Flyer FasTrack for S gauge!

- Real track appearance
- Easy connections for both power and tracks
- Molded roadbed and ballast for incredibly simple set up

C. 6-49854 Terminal Track \$7.99

D. 6-49852 Straight Track \$4.79



E. 6-49853 Curve Track \$4.79



MORE TRACK
SECTIONS AND
SWITCHES TO
COME!

20" RADIUS

12 PIECES
PER CIRCLE



F. TRUSS BRIDGE

- Stamped metal base
- Plastic truss girder sides
- Length: 10 3/4"
- Width: 4 3/4"

6-49845 \$26.99

G. RIO GRANDE GIRDER BRIDGE

- Stamped metal base
- Plastic truss girder sides
- Designed to fit S gauge track
- Length: 10"

6-49850 \$20.99

AMERICAN FLYER S GAUGE TRACK

H. UNIVERSAL LOCKON

- Works with O/O-27 and S

6-24213 \$3.99

I. CURVED TRACK

(12 pieces per 54" diameter circle)

6-49827 \$3.99

J. STRAIGHT TRACK

- Length: 10"

6-49828 \$3.99

K. STRAIGHT TRACK

- Length: 36"


6-49829 \$10.99

STEEL PINS (NOT SHOWN)

6-49831 S Gauge \$2.19

FIBRE PINS (NOT SHOWN)

6-49830 S Gauge \$2.19





EXCITING LRRC ENHANCEMENTS ARE COMING IN 2011!

MORE
EXCLUSIVE
PRODUCTS

Here are just some of the exclusive products that will be available to Lionel RailRoader Club members in 2011. Be sure to see your Inside Track issues throughout the year for more information.

A. HERITAGE SERIES LINCOLN FUNERAL TRAIN


The Lincoln funeral train set consists of the Nashville, a 4-4-0 American-type locomotive built by the Cuyahoga Steam Furnace Company during the 1850s, and the United States, the first presidential car built by the US Military Railroad, both with full mourning decoration. The Officer's Car, which carried a number of dignitaries, will be available separately with a second passenger car of the period.

B. PENNSYLVANIA RAILROAD K4 PACIFIC LOCOMOTIVES

Limited production Prewar locomotives in the long-debated Tuscan red paint scheme will be offered in both LEGACY and Conventional versions.

C. 1961 POSTWAR 50TH ANNIVERSARY CLUB CAR SERIES

This 2011 RailRoader Club exclusive series features new designs inspired by the original Postwar products. Here are just a few products from this exciting new series.





LIONEL RAILROADER CLUB

For more than 30 years, the Lionel RailRoader Club has provided its members with exclusive Lionel news, special promotions, merchandise discounts and Lionel catalogs. This is your opportunity to join thousands of others in this legendary club.

Your membership includes these great club benefits for a whole year!

- Quarterly issues of Inside Track featuring Lionel news, special promotions, and opportunities to purchase exclusive LRRC cars.
- Lionel Catalogs delivered to you right off the press, arriving just after our dealers receive them!
- Collectible, annual Club Button and LRRC Membership Card.
- 10% discount at www.lionelstore.com.



To Join The Lionel Railroad Club Write to:

Lionel RailRoader Club
26750 Twenty Three Mile Road
Chesterfield, MI 48051
USA

Call (586) 949-4100
or visit www.lionel.com



FIND YOUR FAVORITE RAILROAD

Road Name Index

ALASKA	80, 88
AMTRAK	73
ANN ARBOR	57
ATCHISON, TOPEKA & SANTA FE	8, 26, 46, 86, 92
BALTIMORE & OHIO	14, 34, 62
BETHLEHEM STEEL	8, 64
BOSTON & MAINE	50, 81, 88
BURLINGTON NORTHERN	28, 62, 134
BURLINGTON NORTHERN SANTA FE	42, 44, 60, 132
CANADIAN NATIONAL	6, 32, 40, 52, 78
CANADIAN PACIFIC	20, 52, 78, 92
CENTRAL OF GEORGIA	86
CHESAPEAKE & OHIO	18, 22, 54, 68, 82
CHESSIE SYSTEM	60
CLINCHFIELD	64, 124
CONRAIL	26, 42, 54, 134
CSX	34, 42, 54, 62, 88, 90
DENVER & RIO GRANDE WESTERN	54, 58, 136, 138
DETROIT & MACKINAC	57
DETROIT, TOLEDO & IRONTON	58

ERIE	10, 18, 21, 50, 52, 136
FAMILY LINES	34, 62
FLORIDA EAST COAST	32
FRISCO	10, 50, 70
GENERAL MOTORS	36
GRAND TRUNK WESTERN	40, 48, 64
GREAT NORTHERN	8, 48, 76, 134
ILLINOIS CENTRAL	20, 26, 52, 62
JERSEY CENTRAL	82
KANSAS CITY SOUTHERN	44, 62
LIONELVILLE & WESTERN	26, 52, 64
LONG ISLAND	24, 50
MERRILL & RING LUMBER	12
MILWAUKEE ROAD	17, 36, 64
MINNEAPOLIS & ST. LOUIS	46, 48
MISSOURI PACIFIC	22, 52, 58
MISSOURI-KANSAS-TEXAS	10, 24, 52, 128
NEW HAVEN	30, 48
NEW YORK CENTRAL	20, 22, 48, 58, 80, 86, 100
NICKEL PLATE	18, 46, 50

NJ TRANSIT	74
NORFOLK SOUTHERN	32, 54, 60
NORTHERN PACIFIC	28, 38, 52, 124, 132, 134, 136
P. BUNYAN LUMBER	12
PACIFIC FRUIT EXPRESS	132
PENN CENTRAL	58
PENNSYLVANIA	6, 16, 18, 24, 28, 36, 46, 60, 72, 86, 92
PENNSYLVANIA POWER & LIGHT	12, 64
PENNSYLVANIA-READING SEASHORE	6
PERE MARQUETTE	10, 18, 57
RAILWAY EXPRESS AGENCY	88
ROCK ISLAND	14, 46, 48, 80
SANTA FE	38, 48, 66
SEABOARD COAST LINE	62, 88
SOUTHERN	6, 20, 22, 28, 46, 58
SOUTHERN PACIFIC	36, 58, 86, 100, 136
SPOKANE, PORTLAND & SEATTLE	124
ST. LOUIS—SAN FRANCISCO	30, 40, 58, 128
STATE OF MAINE	48
STRASBURG RAIL ROAD	8

TEXAS & PACIFIC	14, 46
UNION PACIFIC	20, 24, 28, 30, 44, 56, 57, 60, 62, 64, 69, 92
US AIR FORCE	86, 92
US ARMY	42, 52, 76
VIRGINIAN	60, 64
WABASH	52
WESTERN MARYLAND	21, 34, 52, 62
WESTERN PACIFIC	14, 48, 56, 60, 124, 134, 136
WEST SIDE LUMBER	12
WHITE PASS & YUKON	91

At Lionel, we are committed to providing our customers with superior-quality products and service. It is a commitment shared by our many Lionel Authorized Dealers and Lionel Authorized Service Centers around the country. To locate a Dealer or Service Center near you, call 1-800-4LIONEL (1-800-454-6635). Or, call the Lionel Customer Service Center at 586-949-4100. You can also e-mail us at talktous@lionel.com or visit our website at www.lionel.com. Our knowledgeable staff is always eager to help you fully enjoy the magical world of Lionel model trains.

Lionel L.L.C.
26750 Twenty-Three Mile Road
Chesterfield, MI 48051-1956
United States of America
Phone: 586-949-4100
E-mail: talktous@lionel.com

www.lionel.com

Copyright ©2011 Lionel L.L.C.



\$5.00